



# Heating and Ventilation Catalogue

2023/2024



# I N D E X

## 2023/2024 HEATING AND VENTILATION CATALOGUE

### BATHROOM HEATING

Myka Range	6
Sahara Range	7
Horizon & Marvel Range	8
Newton Range	9
Supernova II Range	10
Response Radiance Range	11
Domino Range	12
Ardene Range	13
Air Range	14
Forme Range	15
Linear Range	16
Phoenix Range	17
Uno Range	18
Classic Trade Range	19
Buffalo Range	20
Buller Range	21
St Moritz Range	22
Thredbo Range	23
Venus Range	24

### EXHAUST FANS

Airbus 150 Range	26
Airbus 200 Range	27
Airbus 250 & 300 Range	28
MEV Range	29
Ventair Inline Fans Range	30
Talon/Sarico Range	31
Rapid Response Exhaust Range	32

Rapid Response Grille Range	33
Fantech Inline Fans Range	34
Novaline II Range	35
Turboline Range	36
Air CE Range	37
Flow Range	38
Ventflo Range	39
Eclipse Range	40
Gust Range	41
Proton Range	42

### HEATED TOWEL RAIL

Yarra Range	44
-------------	----

### FLOOR HEATING

Xmat	46
X Cable CK17 In-Screed	47
Thermostat	48

### OUTDOOR HEATING

Classic Electric Range	50
Elegance Range	51
Max DC Range	52
Heatwave Range	53
Sunburst Mini Range	54
Sunset Range	55
IKUU Strip Heater Range	56

### PANEL HEATER

Slimline with Timer & Thermostat Range	58
Slimline with Thermostat Range	59





## Panel Heaters

These heaters use convection to warm and circulate air heating the entire rooms evenly. Panel Heater's are most effective when used in an a small to medium sized room. They can easily be wall mounted or on castors for ultimate portability. Due to their slower room warm up time they are most effective when left on for extended periods of time.



## Floor Heating

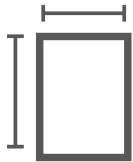
Underfloor Heating is a great option commonly used in bathrooms, these days it is being more widely used around the house due to it's comfortable even heating and allergy friendly nature. Depending on the thermostat used it can be configured to heat up at only times when you need it reducing heat waste and providing cost savings.



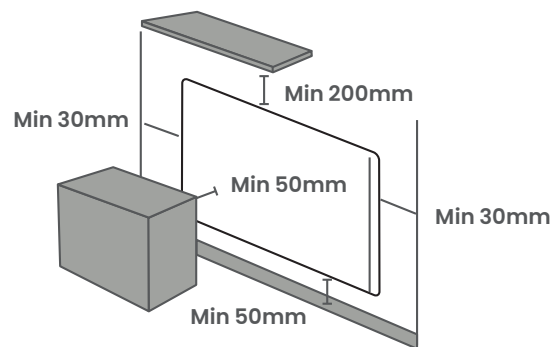
## Outdoor Heating

Strip heating is a great option for heating your outdoor entertaining area. Due to it being interfered it only heats the people and no the air around it. This increases the effectiveness making you feel warmer. They provide even heating reducing hot spots felt.

### Panel Heater Minimal Clearance



Nobo's clever design means it can be installed almost anywhere, including behind furniture, where other heaters may not work effectively



### Floor Heat Cable Spacing

The cable spacing C-C (Centre to Centre distance in mm), is the distance from the centre of one heating cable to the centre of the next. The cables should not be closer than the minimum spacing required. The spacing between cables must also be even to insure that the floor heating is even.

Heating Cable Type (In-Screen)	Heating Cable Spacing C-C				
	Design Watts W/m <sup>2</sup>	Target Spacing mm	Maximum Spacing mm	Spacing from Walls and Fixtures mm	Minimum Spacing permitted mm
DRY area application	175	100	130	100	75
WET area application	220	75	100	100	50

$$\frac{\text{Area to be heated (m}^2\text{) x 1000}}{\text{Cable length (m)}} = \text{Cable Spacing (mm)}$$

### How to Size a Strip Heater

The minimum recommended heating capacity for various installations are:

**Indoor spot heating: 400W/m2**

**Outdoor spot heating: 500W/m2**

**Exposed outdoor areas: 600W/m2**

Using conservative coverage areas are recommended when specifying how many heaters are required for each installations. For angled wall mounting applications, the coverage is reduced by up to 40%

# Ducted or Non-ducted Exhaust Fans

With changes in regulations and airflow dynamics of the modern home, it's important to select the correct exhaust fan that not only complies, but also does the job to your customer's satisfaction.

The National Construction Code (NCC) in relation to ventilation in simple terms covers 2 areas. Firstly, to create adequate airflow from within a specified room (bathroom) and secondly, to have adequate ventilation of the roof space.

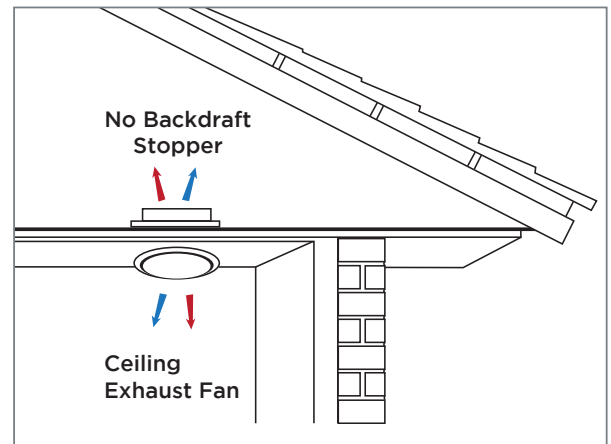
For many years the Axial exhaust fan (non-ducted) without draft stopper has been an effective and economical fan for steam and odour removal (diagram 1). Their downfall is that they can contribute to energy loss in the home and do not automatically comply with new home roof ventilation regulations.

In our opinion, the side ducted exhaust fans that extract to atmosphere through ductwork and external grille is the best way to ensure compliance and maintain energy standards. This also bypasses the need to consider ventilation of the roof space.

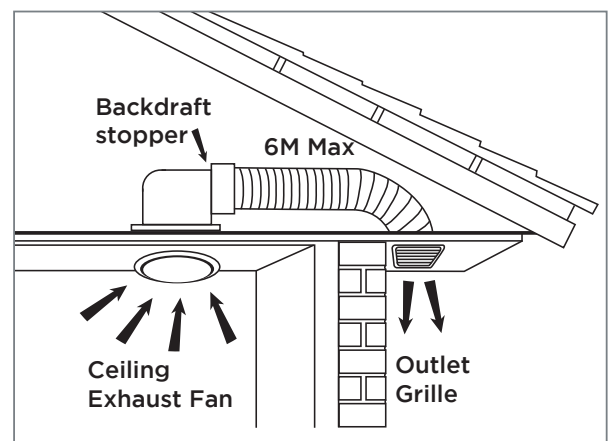
Colder climates, air-tight homes, open shower bathrooms, floor to ceiling tiles and long duct runs all contribute to making air extraction more difficult. The optimal ducting length is within 6 metres from the exhaust fan and outlet grille (diagram 2). Anything longer than 6 metres of ducting will require an additional in-line fan to increase the effectiveness of the extraction (diagram 3).

Please do not hesitate to seek advice within our branch network on which exhaust fan is the right one for your installation. In consultation with our valued brands, the team at Rexel are here to help you.

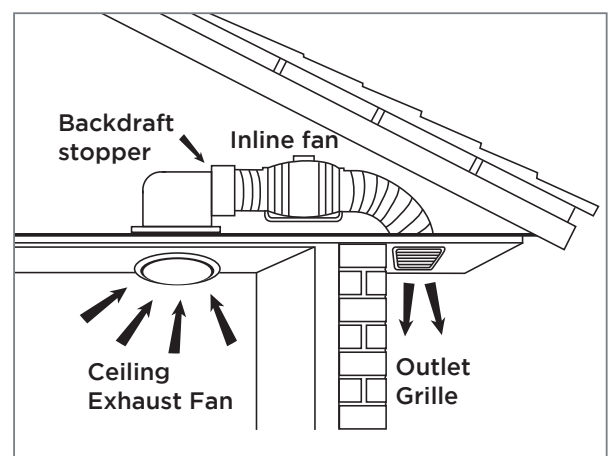
## NON-DUCTED



## DUCTED



## DUCTED + INLINE FAN







# Bathroom Heating

Response Radiance





5 YRS  
WARRANTY

WARRANTY



DUCT SIZE  
125MM



IPX4

IP RATING



VNTM2HDLXWH



VNTM4HDLXWH

## Myka

Good looking and great value. This 3 in 1 radiant bathroom heater is modern in look, comes with LED light. Aluminum duct and grille are included.

SPECIFICATIONS	MYKA 2	MYKA 4
ORDER CODES	VNTM2HDLXWH	VNTM4HDLXWH
CEILING DEPTH	220MM	
CUT OUT SIZE	370 X 202MM	320 X 320MM
HEAT	2 X 275W HEAT LAMPS	4 X 275W HEAT LAMPS
AIRFLOW	280 M <sup>3</sup> /hr	268 M <sup>3</sup> /hr
AVERAGE DBA @3M	38dB	
FAN WATTAGE	45W	
LIGHT COLOURS	10W LED PANEL	



VNTSAH21BL



VNTSAH31WH



WARRANTY



AIRFLOW  
380 M<sup>3</sup>/HR



DUCT SIZE  
150MM



IP RATING

## Sahara

An ultra-modern, high performance, 4 in 1, or 2 in 1 bathroom fan heater. The Sahara provides great extraction, greater comfort and increases air temperature minimising condensation, and the potential for mould.

SPECIFICATIONS	SAHARA 2-IN-1		SAHARA 4-IN-1	
ORDER CODES	(WHITE) VNTSAH21WH	(BLACK) VNTSAH21BL	(WHITE) VNTSAH31WH	(BLACK) VNTSAH31BL
CEILING DEPTH	200MM			
CUT OUT SIZE	523 X 343MM			
HEAT	1100/2000W FAN DRIVEN			
AVERAGE DBA @3M	48dB			
FAN WATTAGE	55W			
LIGHT COLOURS	N/A		20W LED PANEL	

# Horizon & Marvel Range



3 YRS  
WARRANTY

HOME  
WARRANTY



AIRFLOW  
300 M<sup>3</sup>/HR



DUCT SIZE  
125MM



AIRFLOW  
500 M<sup>3</sup>/HR



DUCT SIZE  
150MM



IPX2

IP RATING

## Horizon

Powerful and efficient 3-in-1 Bathroom Mate which features 2 or 4 Heat Lamps, a center LED light plus an exhaust fan. Enjoy super bright LED light and stay warm after your shower or bath with the instant twin infra-red heat globes.

## Marvel

Marvel's minimalistic design delivers a modern slimline look. Its instant heat infrared lamp, powerful and quiet ball bearing motor and high lumen light giving you a total bathroom solution.

SPECIFICATIONS	HORIZON 2 HEAT	HORIZON 4 HEAT	MARVEL
ORDER CODES	(WHITE) BRI19847/05	(WHITE) BRI19849/05	(WHITE) BRI21478/05   (BLACK) BRI21478/06
CEILING DEPTH	300MM		300MM
CUT OUT SIZE	355 X 200MM	300 X 310MM	475 X 325MM
HEAT	2 X 275W	4 X 275W	1000W IR TUBE
AVERAGE DBA @3M	45dB	48dB	38dB
FAN WATTAGE	75W		55W
LIGHT	9W LED TRI COLOUR DOWNLIGHT		16W LED TRI COLOUR PANEL







BRI20351/05



BRI20352/05



WARRANTY



AIRFLOW  
240 M<sup>3</sup>/HR



DUCT SIZE  
100MM



IP RATING

## Newton

This Newton Bathroom Mate has a LED centre light that provides up to 860 lumens of bright light. It also has 2 & 4 heat lamps to keep you warm and an exhaust fan which creates optimal ventilation.

SPECIFICATIONS	2 HEAT	4 HEAT
ORDER CODES	(WHITE) BRI20351/05	(WHITE) BRI20352/05
CEILING DEPTH	280MM	
CUT OUT SIZE	345 X 185MM	295 X 295MM
HEAT	2 X 275W	4 X 275W
AVERAGE DBA @3M	35dB	
FAN WATTAGE	35W	
LIGHT	9W 4200K LED GLOBE	





**3 YRS  
WARRANTY**

WARRANTY

**AIRFLOW  
500 M<sup>3</sup>/HR**

AIRFLOW

**DUCT SIZE  
150MM**

DUCT SIZE

**IPX2**

IP RATING



## Supernova II

The Supernova-II is a 3-in-1 light, exhaust fan, heater which features an ultra-bright colour temperature adjustable LED centre light, a high velocity exhaust fan and 2 & 4 instant heat lamps. Its high extraction rate provides optimal ventilation and easily removes moisture and steam.

SPECIFICATIONS	2 HEAT	4 HEAT
<b>ORDER CODES</b>	(WHITE) BRI20748/05	(WHITE) BRI20749/05
<b>CEILING DEPTH</b>	350MM	
<b>CUT OUT SIZE</b>	430 X 250MM	430 X 270MM
<b>HEAT</b>	2 X 275W	4 X 275W
<b>AVERAGE DBA @3M</b>	40dB	
<b>FAN WATTAGE</b>	40W	
<b>LIGHT COLOURS</b>	12W LED 3000/5000K	14W LED 3000/5000K



FANRESP3-1WH



WARRANTY



AIRFLOW  
313 M<sup>3</sup>/HR



DUCT SIZE  
150MM



IP RATING

## Response Radiance

The Response Radiance with heater, exhaust fan and light sets a new benchmark for 3 in 1 bathroom units. Its modern and sleek design will seamlessly compliment any bathroom or ensuite style. It has been engineered to efficiently exhaust steam and odours, deliver instant heat, and provide effective lighting within the room. Its unique design, lightweight construction, plug and lead, and full function wireless wall controller, make the Response Radiance super easy to install into established or new homes.

### SPECIFICATIONS


ORDER CODE	(WHITE) FANRESP3-1WH
CEILING DEPTH	212MM
CUT OUT SIZE	320 X 320MM
HEAT	2 X 500W TUNGSTEN-HALOGEN HEAT LAMPS
AVERAGE DBA @3M	37dB
FAN WATTAGE	40W
LIGHT	24W LED TRI COLOUR PANEL



MECBH152ESWBK


MECBH152ESWSL

MECBH152ESWWH




**3 YRS  
WARRANTY**


HOME  
WARRANTY



**AIRFLOW  
500 M<sup>3</sup>/HR**



**DUCT SIZE  
150MM**



**IP22**

IP RATING

## Domino

This 3 in 1 exhaust fan comes with an 800W linear heat lamp for immediate heating, 2 x 11W LED TRI colour panels, and is side ducted with a draft stopper. This new model has TRI Colour LED's built in between light temperatures (3000K Warm White, 4000K Neutral White and 5000K Cool White)

### SPECIFICATIONS

ORDER CODES	(BLACK) MECBH152ESWBK	(SILVER) MECBH152ESWSL	(WHITE) MECBH152ESWWH
CEILING DEPTH	235MM		
CUT OUT SIZE	540 X 320MM		
HEAT	800W IR		
AVERAGE DBA @3M	N/A		
FAN WATTAGE	60W		
LIGHT COLOURS	22W LED TRI COLOUR		



MECBS122ESWWH



MECBS124ESWWH



WARRANTY



AIRFLOW  
220 M<sup>3</sup>/HR



DUCT SIZE  
100MM

## Ardene

An ideal bathroom solution which includes exhaust, heating and light. Featuring a powerful exhaust fan that helps to remove moisture and odours from the bathroom, as well as a heater that provides warmth during the colder months. This unit is designed for easy installation and includes a ducting kit for connection to an external vent.

SPECIFICATIONS	ARDENE DUO	ARDENE QUATTRO
ORDER CODES	MECBS122ESWWH	MECBS124ESWWH
CEILING DEPTH	290MM	
CUT OUT SIZE	345 X 190MM	290 X 290MM
HEAT	2 X 275W	4 X 275W
AVERAGE DBA @3M	N/A	
FAN WATTAGE	30W	
LIGHT	6W LED 5000K GLOBE	





**3 YRS**  
WARRANTY

**HOME**  
WARRANTY



**AIRFLOW**  
338 M<sup>3</sup>/HR



AIR6600ADSWE



AIR6500ADSWE

## Air

Add some sunshine to your bathroom with Clipsal's range of Fan Light Heaters. A convenient three-in-one unit, our range combines a light and fan for general bathroom use and heat lamps for those cold winter mornings. Both ceiling vent and ductable versions are available.

SPECIFICATIONS	2 HEAT	4 HEAT
ORDER CODES	AIR6600ADSWE	AIR6500ADSWE
CEILING DEPTH	500MM	
CUT OUT SIZE	325 x 240MM	262 x 262MM
HEAT	2 X 275W	4 X 275W
AVERAGE DBA @3M	50dB	46dB
FAN WATTAGE	27W	
LIGHT	8W LED	





MARMBHF2LW



MARMBHF4LW

**2 YRS WARRANTY**

HOME WARRANTY

AIRFLOW 300 M<sup>3</sup>/HR

DUCT SIZE 125MM


**IPX4**

IP RATING

**Forme Range**

Features a slim profile that is ideal for all contemporary bathroom designs. It comes complete with 275W infrared heat lamps giving instant heat. Complete with a high-performance ball bearing turbo fan with a maximum air extraction up to 300m<sup>3</sup>/hr

SPECIFICATIONS	FORME 2	FORME 4
ORDER CODES	(WHITE) MARMBHF2LW	(WHITE) MARMBHF4LW
CEILING DEPTH	197MM	202MM
CUT OUT SIZE	375 X 202MM	320 X 320MM
HEAT	2 X 275W	4 X 275W
AVERAGE DBA @3M	40dB	
FAN WATTAGE	45W	
LIGHT	10W LED TRI COLOUR DOWNLIGHT	



2 YRS  
WARRANTY

HOME  
WARRANTY



AIRFLOW  
480 M<sup>3</sup>/HR



DUCT SIZE  
125MM



2 YRS  
WARRANTY

HOME  
WARRANTY



AIRFLOW  
600 M<sup>3</sup>/HR




DUCT SIZE  
150MM

## Linear Mini & Linear

Incorporates a sleek modern design with the latest LED lighting technology. Featuring instant halogen heat and available in both silver and white finishes. It comes with a high-performance ball bearing turbo fan with a maximum air extraction up to 600m<sup>3</sup>/hr

SPECIFICATIONS	LINEAR MINI		LINEAR	
	(WHITE) MARMBHM1000W	(SILVER) MARMBHM1000S	(WHITE) MARMBHL1000W	(SILVER) MARMBHL1000S
CEILING DEPTH	220MM		210MM	
CUT OUT SIZE	350 X 305MM		455 X 305MM	
HEAT	1000W HALOGEN HEAT LAMP			
AVERAGE DBA @3M	40dB			
FAN WATTAGE	40W			
LIGHT	3 x 6W LED 3000K GU10 GLOBE		4 X 6W LED 3000K GU10 GLOBE	



Phoenix Mini

Phoenix



MARMBHPM1000W



MARMBHPM1000M



MARMBHP1000W



MARMBHP1000M



HOME WARRANTY



AIRFLOW  
420 M<sup>3</sup>/HR



DUCT SIZE  
125MM



IP RATING  
IPX2



HOME WARRANTY



AIRFLOW  
500 M<sup>3</sup>/HR



DUCT SIZE  
150MM



IP RATING  
IPX2

## Phoenix Mini & Phoenix

A modern next generation ultra low-profile design. Featuring instant halogen heat and LED tricolour light panels, it's available in both black and white finishes. It comes with a high-performance ball bearing turbo fan with a maximum air extraction up to 500m<sup>3</sup>/hr

SPECIFICATIONS	PHOENIX MINI		PHOENIX	
	(WHITE) MARMBHPM1000W	(BLACK) MARMBHPM1000M	(WHITE) MARMBHP1000W	(BLACK) MARMBHP1000M
ORDER CODES	(WHITE) MARMBHPM1000W	(BLACK) MARMBHPM1000M	(WHITE) MARMBHP1000W	(BLACK) MARMBHP1000M
CEILING DEPTH	220MM			
CUT OUT SIZE	440 X 350MM		475 X 325MM	
HEAT	1000W IR			
AVERAGE DBA @3M	40dB		45dB	
FAN WATTAGE	60W			
LIGHT	10W LED TRI PANEL		20W LED TRI PANEL	



**WARRANTY**



**MARMBHU1LW**

## Uno

Ideal for installation in ensuite and small bathrooms. With its 275W instant heat lamp to keep you warm whilst providing light. Perfect solution for applications where a separate exhaust option is preferred or where an extra heat is required.

SPECIFICATIONS	
ORDER CODE	MARMBHU1LW
CEILING DEPTH	300MM
CUT OUT SIZE	145MM
HEAT	1 X 275W
LIGHT	2700K (HEAT ONLY)





AIRFLOW  
310 M<sup>3</sup>/HR



HOME  
WARRANTY



AIRFLOW  
310 M<sup>3</sup>/HR



HOME  
WARRANTY



AIRFLOW  
385 M<sup>3</sup>/HR



HOME  
WARRANTY

## Classic Trade Range

The Classic range of IXL Tastic Bathroom Heater, Fan and Light products are the perfect addition to small and medium sized bathrooms. With a powerful extraction rate, the IXL Tastic's exhaust fan quickly removes steam, allowing for a clean and clear environment. These 3 in 1 Bathroom Heaters have 275W heat lamps that provide rapid warmth during the cooler seasons, as well as an energy saving LED globe that provide superior illumination. The IXL Tastic Range is compliant with NCC in Australia.

SPECIFICATIONS	VIVID	PRIME	PARAMOUNT
ORDER CODES	IXL11463	IXL11454	IXL11475
CEILING DEPTH	305MM	285MM	295MM
CUT OUT SIZE	TEMPLATE IN BOX	262 X 262MM	330 X 330MM
AVERAGE DBA @3M		N/A	
HEAT	2 X 275W	4 X 275W	4 X 275W
WATTAGE		40W	
LIGHT	10W LED TRI COLOUR GLOBE	6W LED TRI COLOUR GLOBE	10W LED TRI COLOUR GLOBE





**3 YRS  
WARRANTY**

**HOME  
WARRANTY**



**AIRFLOW  
400 M<sup>3</sup>/HR**



**DUCT SIZE  
150MM**



**IPX4**

**IP RATING**



**ATMBUFFALO/2LT/WH**



**ATMBUFFALO/4LT/WH**

## Buffalo

Is a stylish and energy-efficient solution, providing instant infrared heating, air extraction, and illumination all in one package. Featuring a super efficient motor and a quality integrated tri-colour LED panel that provides bright and efficient lighting, it is suitable for larger bathrooms and ensuites.

SPECIFICATIONS	2 LIGHTS	4 LIGHTS
ORDER CODES	ATMBUFFALO/2LT/WH	ATMBUFFALO/4LT/WH
CEILING DEPTH	250MM	
CUT OUT SIZE	465 X 245MM	375 X 375MM
HEAT	2 X 275W	4 X 275W
AVERAGE DBA @3M	45dB	
WATTAGE	40W	
LIGHT	12W LED TRI COLOUR PANEL	



ATMBULLER/2LT/WH



ATMBULLER/4LT/WH



3 YRS  
WARRANTY



AIRFLOW  
305 M<sup>3</sup>/HR



DUCT SIZE  
125MM



IP RATING  
IPX4

### Buller

Provides heating, ventilation and illumination in an energy-efficient design. With instant infrared heating, efficient extraction and illumination, the Buller is ideal for medium sized bathrooms and ensuites.

SPECIFICATIONS	2 LIGHTS	4 LIGHTS
ORDER CODES	ATMBULLER/2LT/WH	ATMBULLER/4LT/WH
CEILING DEPTH	250MM	
CUT OUT SIZE	375 X 202MM	320 X 320MM
HEAT	2 X 275W	4 X 275W
AVERAGE DBA @3M	42dB	
WATTAGE	45W	
LIGHT	10W LED TRI COLOUR DOWNLIGHT	



**3 YRS**  
WARRANTY

HOME  
WARRANTY



AIRFLOW  
500 M<sup>3</sup>/HR



DUCT SIZE  
150MM



**IPX2**

IP RATING



ATMSTMORITZ/WH

## St Moritz

3-in-1 bathroom heater, exhaust fan, and LED light is a premium solution for larger bathrooms and ensuites. It features a sleek and low-profile fascia, instant infrared heating capabilities, high velocity exhaust, and integrated LED lighting.

### SPECIFICATIONS

<b>ORDER CODE</b>	ATMSTMORITZ/WH
<b>CEILING DEPTH</b>	220MM
<b>CUT OUT SIZE</b>	325 X 470MM
<b>HEAT</b>	1000W IR TUBE
<b>AVERAGE DBA @3M</b>	45dB
<b>WATTAGE</b>	65W
<b>LIGHT</b>	20W LED TRI COLOUR PANEL



ATMTHREDBO/2LT/WH



ATMTHREDBO/4LT/WH



3 YRS  
WARRANTY



AIRFLOW  
280 M<sup>3</sup>/HR



DUCT SIZE  
100MM



IPX2

IP RATING

### Thredbo

A 3-in-1 bathroom heater, exhaust fan and LED light, the Thredbo is a convenient solution for smaller bathrooms and ensuites, providing instant heat, high velocity airflow, and bright, efficient lighting.

SPECIFICATIONS	2 LIGHTS	4 LIGHTS
ORDER CODES	ATMTHREDBO/2LT/WH	ATMTHREDBO/4LT/WH
CEILING DEPTH	220MM	
CUT OUT SIZE	345 X 202MM	295 X 295MM
HEAT	2 X 275W	4 X 275W
AVERAGE DBA @3M	45dB	
WATTAGE	45W	
LIGHT	8W LED 4000K LAMP	12W LED 4000K LAMP



**3 YRS  
WARRANTY**

**HOME  
WARRANTY**



**AIRFLOW  
550 M<sup>3</sup>/HR**



**DUCT SIZE  
150MM**



**IPX2**

**IP RATING**



**ATMVENUS/WH**

## Venus

Elevate the look and feel of your bathroom with the Venus: a 3-in-1 bathroom heater, exhaust fan and LED light. With quality, integrated LED panels, it has a low-profile fascia and provides superior heating via the instant infrared element.

### SPECIFICATIONS

<b>ORDER CODE</b>	<b>ATMVENUS/WH</b>
<b>CEILING DEPTH</b>	<b>230MM</b>
<b>CUT OUT SIZE</b>	<b>390MM</b>
<b>HEAT</b>	<b>800W IR TUBE</b>
<b>AVERAGE DBA @3M</b>	<b>45dB</b>
<b>WATTAGE</b>	<b>65W</b>
<b>LIGHT</b>	<b>18W LED TRI COLOUR PANEL</b>





# Exhaust Fans



VNTVPX150WH



VNTVPX150SQLED



VNTVPX150WHSQGP



VNTVPX150BLSQGP



5 YRS  
WARRANTY

HOME  
WARRANTY



AIRFLOW  
MAX 130 M<sup>3</sup>/HR



DUCT SIZE  
100M



AVAILABLE



ROUND/ SQUARE  
MODELS

## Airbus 150









Perfect for toilets and powder rooms, the airbus 150 is one of the most compact, and sleek exhaust fans around. Available with and without LED light.

### SPECIFICATIONS

CEILING DEPTH	220MM
CUT OUT SIZE	197MM
AVERAGE DBA @3M	38dB
WATTAGE	25W
LIGHT COLOURS	14W 4200K LED

#### ORDER CODES

##### AIRBUS 150

- VNTVPX150WH   WHITE
- VNTVPX150BL   BLACK
- VNTVPX150WHSQ   WHITE
- VNTVPX150BLSQ   BLACK

##### AIRBUS 150 GLASS

- VNTVPX150WHGP   WHITE
- VNTVPX150BLGP   BLACK
- VNTVPX150WHSQGP   WHITE
- VNTVPX150BLSQGP   BLACK

##### AIRBUS 150 LED

- VNTVPX150LED   WHITE
- VNTVPX150SQLED   WHITE

 NO LIGHT  WITH LED  ROUND MODEL  SQUARE MODEL



**5 YRS  
WARRANTY**

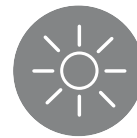
**HOME  
WARRANTY**



**AIRFLOW  
175 M<sup>3</sup>/HR**



**DUCT SIZE  
100M**



**AVAILABLE**



**ROUND/ SQUARE  
MODELS**



**IPX4**

**IP RATING**

## Airbus 200

The perfect allrounder for toilets, powder rooms and laundries. Designed for longer duct runs with the performance data to ensure compliance and performance.

### SPECIFICATIONS

CEILING DEPTH	220MM
CUT OUT SIZE	240MM
AVERAGE DBA @3M	38dB
WATTAGE	30W
LIGHT COLOURS	10W TRI COLOUR LED

\*RUN-ON TIMER MODELS AVAILABLE

**ORDER CODES**

#### AIRBUS HIGH FLOW

- VNTVPXHF200RD WHITE
- VNTVPXHF200SQ WHITE

#### AIRBUS 200

- VNTVPX200WH WHITE
- VNTVPX200WHSQ WHITE
- VNTVPXHF200WHLED WHITE
- VNTVPXHF200WHSQLED WHITE

#### AIRBUS FASCIA OPTIONS

- VNTABGLED200WH-SQ WHITE
- VNTABGLED200WH-RD WHITE
- VNTABGHF200MB-RD BLACK
- VNTABGGP200WH-SQ WHITE

*More fascia options available, please see in store for details*

NO LIGHT WITH LED ROUND MODEL SQUARE MODEL





- 5 YRS WARRANTY**  
 HOME WARRANTY
- AIRBUS 250 AIRFLOW**  
 MAX 378 M<sup>3</sup>/HR
- AIRBUS 300 AIRFLOW**  
 MAX 550 M<sup>3</sup>/HR
- DUCT SIZE**  
 150MM
- AVAILABLE**
- ROUND/ SQUARE MODELS**
- IPX4**  
 IP RATING

## Airbus 250 & 300

The Airbus 250 and 300 are designed for compliance and assurance of performance. One of the few side-ducted exhaust fans that come with a pressure curve, so when ducting goes on, you can be sure it will get the job done.

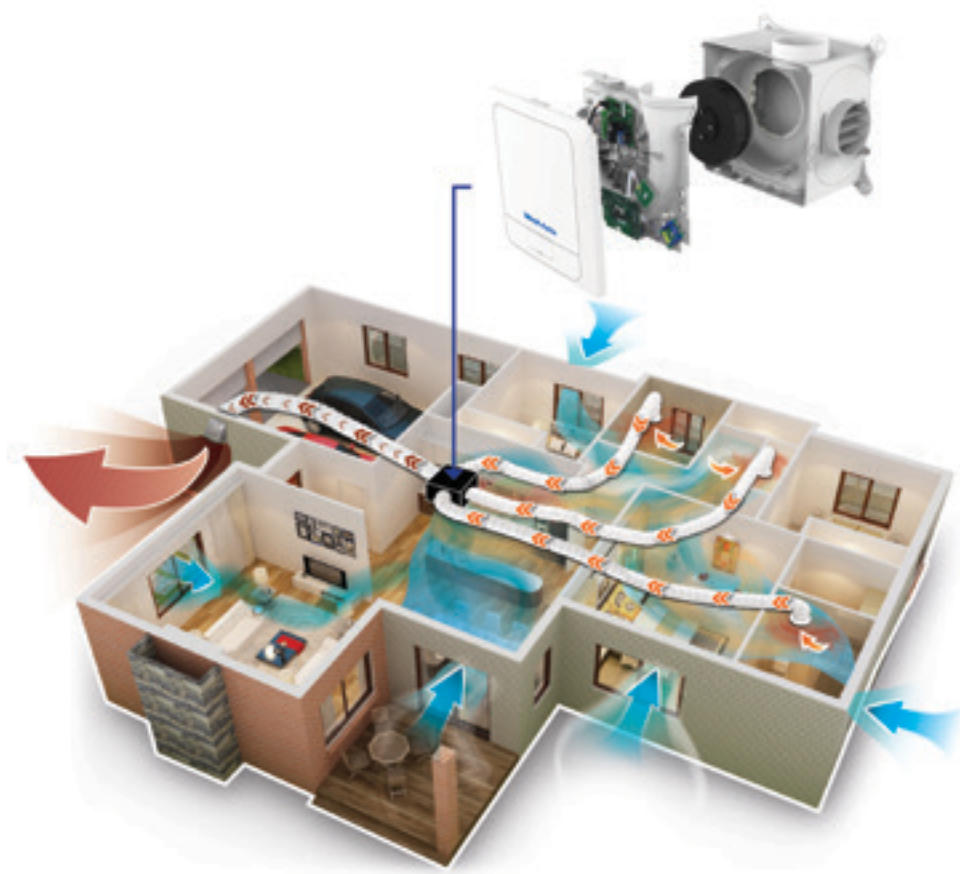
SPECIFICATIONS	AIRBUS 250	AIRBUS 300
CEILING DEPTH	220MM	
CUT OUT SIZE	296MM	
AVERAGE DBA @3M	42dB	
WATTAGE	50W	106W
LIGHT COLOURS	14W TRI COLOUR LED	

- |   |   |   |  |
|---|---|---|--|
| <b>ORDER CODES</b><br><b>AIRBUS HIGH FLOW</b><br><ul style="list-style-type: none"> <li>• VNTVPXHF250RD   WHITE</li> <li>• VNTVPXHF250SQ   WHITE</li> </ul> | <b>AIRBUS 200</b><br><ul style="list-style-type: none"> <li>• VNTVPX250WH   WHITE</li> <li>• VNTVPXHF250WHLED   WHITE</li> <li>• VNTVPX250WHSQ   WHITE</li> <li>• VNTVPXHF250WHSQLED   WHITE</li> </ul> | <b>AIRBUS 300</b><br><ul style="list-style-type: none"> <li>• VNTVPX300WH   WHITE</li> <li>• VNTVPXHF300WHSQ   WHITE</li> </ul> | <b>AIRBUS FASCIA OPTIONS</b><br><ul style="list-style-type: none"> <li>• VNTABGLE250WH-SQ   WHITE</li> <li>• VNTABGLE250WH-RD   WHITE</li> <li>• VNTABGHF250MB-RD   BLACK</li> <li>• VNTABGGP250WH-SQ   WHITE</li> </ul> |
|---|---|---|--|

NO LIGHT  
 WITH LED  
 ROUND MODEL  
 SQUARE MODEL

More fascia options available, please see in store for details





VNTVMEV



VNTVMEV-KIT



5 YRS  
WARRANTY



AIRFLOW  
MAX 560 M<sup>3</sup>/HR



DUCT SIZE  
150MM

## MEV

Built to provide 24/7 continuous ventilation for your home, extracting air from up to 3-rooms. The constant, low trickle extraction ensures the air in your home remains fresh and dry, whilst stale, moist air is eliminated. The inbuilt humidity sensor will automatically speed up the fan when it senses a rapid rise in humidity. Once the humidity is no longer detected, the unit will adjust back to its low trickle. The efficient DC motor and low noise design ensures operating noise and costs are kept to a minimum.

### SPECIFICATIONS

#### ORDER CODES

VNTVMEV

#### KIT

VNTVMEV-KIT

#### CEILING DEPTH

250MM

#### DIMENSIONS

390 X 390 X 250MM

#### AVERAGE DBA @3M

41dB

#### WATTAGE

85W (MAX)





IP RATING



VNTINL100



VNTINL150




VNTVMFIL150

## Inline Fans

Designed for high performance, with high static pressure levels, whilst minimising noise levels.. If you have a long duct run, or just want to minimise noise with a ceiling cavity installation, inline fans are the solutions.

### SPECIFICATIONS

ORDER CODES	VNTINL100	VNTINL150	VNTVMFIL100	VNTVMFIL150	VNTVMFIL200
AIRFLOW	119 M <sup>3</sup> /hr	379 M <sup>3</sup> /hr	240 M <sup>3</sup> /hr	561 M <sup>3</sup> /hr	852 M <sup>3</sup> /hr
WATTAGE	18W	28W	30W	50W	130W
AVERAGE DB(A) @3M	40dB	45dB	37dB	45dB	51dB
DUCT SIZE	100MM	150MM	100MM	150MM	200MM



3 YRS  
WARRANTY



DUCT SIZE  
150MM DIA



AVAILABLE



ROUND/  
SQUARE  
MODELS

## Talon/Sarico

Offers a classic design that will complement any home. With its simple, subtle design this exhaust fan will effortlessly ventilate your room. They are available in two airflow capacities. It boasts a quiet, but high-performance, long-life ball bearing motor to efficiently extract moisture and steam. It is suited to bathrooms, laundries, kitchens and other wet rooms. There are also easy installation clamps to secure it into place, a removeable cover for cleaning, and side ducting with draft stopper.

SPECIFICATIONS	270MM NO LIGHT	325MM NO LIGHT	270MM LED	325MM LED
CUT OUT SIZE	240MM	295MM	240MM	295MM
AIRFLOW	270 M <sup>3</sup> /hr	320 M <sup>3</sup> /hr	270 M <sup>3</sup> /hr	400 M <sup>3</sup> /hr
WATTAGE	25W	28W	25W	45W
LIGHT	-	-	9W 4200K LED PANEL	13W 4200K LED PANEL

ORDER CODES

### 270MM TALON

- BRI18255/05 WHITE
- BRI20396/05 WHITE

### 270MM SARICO

- BRI18193/05 WHITE
- BRI20398/05 WHITE

### 325MM TALON

- BRI18190/05 WHITE
- BRI20397/05 WHITE

### 325MM SARICO

- BRI18194/05 WHITE
- BRI20399/05 WHITE

# Rapid Response Exhaust Range



5 YRS  
WARRANTY



GRILLE  
OPTIONAL



DUCT SIZE  
200 - 100MM  
250HP - 150MM



IP RATING  
IPX4



FANRESPF8



FANRESPF150

## Rapid Response

Fantech Trade's global team of fan engineers have developed a ceiling exhaust fan like no other. Every element of the Rapid Response has been optimised for peak performance and enhanced efficiency. It is extremely easy to install, has a modern design and a performance you can rely on.

SPECIFICATIONS	RAPID RESPONSE 200	RAPID RESPONSE 250HP
ORDER CODES	FANRESPF8	FANRESPF150
CUT OUT SIZE	260MM	290MM
CEILING DEPTH	195MM	197MM
AIRFLOW	216 M <sup>3</sup> /HR	349 M <sup>3</sup> /HR
WATTAGE	30W	60W
AVERAGE DB(A) @ 3M	29dB	37dB





ROUND / SQUARE  
MODELS



2 YRS  
WARRANTY

ON TRI  
COLOUR  
GRILLES










5 YRS  
WARRANTY

ON STANDARD  
GRILLES



WITH &  
WITHOUT LIGHT

SQUARE 	COMPATIBLE WITH	
FANRESPG8-SQWH	WHITE	FANRESPF8
FANRESPG150SQWH	WHITE	FANRESPF150
FANRESPG150SQBK	BLACK	FANRESPF150
FANRESPG8-SQWH-TRILED	WHITE	FANRESPF8
FANRESPG150SQWH-TRILED	WHITE	FANRESPF150

ROUND 	COMPATIBLE WITH	
FANRESPG8-RNWH	 WHITE	FANRESPF8
FANRESPG150RNWH	 WHITE	FANRESPF150
FANRESPG150RNBK	 BLACK	FANRESPF150
FANRESPG8-RNWH-TRILED	 WHITE	FANRESPF8
FANRESPG150RNWH-TRILED	 WHITE	FANRESPF150





WARRANTY



IP RATING



MINITUBE



FANRIL150

## Inline Fans

Fantech Trade have the most extensive range of quality in-line fans on the market. The range is suitable for both residential and commercial buildings and has been engineered for fast and simple installation. Fantech Trade in-line fans are compact in size, provide reliable performance and are available in a wide range of air flows.

SPECIFICATIONS	RIL-100	MTP132	RIL-125	RIL-150SW	RIL-200SW
ORDER CODES	FANRIL-100	FANMTP132	FANRIL-125	FANRIL-150SW	FANRIL-200SW
AIRFLOW	245 M <sup>3</sup> /hr	310 M <sup>3</sup> /hr	360 M <sup>3</sup> /hr	576 M <sup>3</sup> /hr	1008 M <sup>3</sup> /hr
WATTAGE	24W	28W	30W	50W	120W
AVERAGE DB(A) @3M	36dB	45dB	37dB	45dB	51dB
DUCT SIZE	100MM	150MM	125MM	150MM	200MM

\*RUN-ON TIMER MODELS AVAILABLE





MECBE3200SPWH & MECBE3200SPWH



MECBE3400SPWH & MECBE3500SPWH



WARRANTY



ROUND / SQUARE MODELS




IP RATING

## Novaline II

A ventilation solution that improves indoor air quality by removing odours and moisture from bathrooms, kitchens, and other enclosed places. It has a sleek spherical or square shape with a white finish that goes well with most decors. The fan features a strong motor and a high-quality fan blade. It runs quietly and includes a built-in backdraft damper to keep drafts and outside air out of the room.


SPECIFICATIONS	240MM ROUND	240MM SQUARE	290MM ROUND	290MM SQUARE
ORDER CODES	(WHITE) MECBE3400SPWH	(WHITE) MECBE3200SPWH	(WHITE) MECBE3500SPWH	(WHITE) MECBE3300SPWH
CUT OUT SIZE	240MM	270 X 270MM	290MM	290 X 290MM
CEILING DEPTH	195MM			
AIRFLOW	270 M <sup>3</sup> /HR		320 M <sup>3</sup> /HR	
WATTAGE	30W		35W	
DUCT SIZE	100MM		150MM	






**1 YR**  
WARRANTY


WARRANTY



AIRFLOW  
600 M<sup>3</sup>/HR



DUCT SIZE  
150MM



IPX4

IP RATING

## Turboline

The Mercator Turboline Exhaust Fan is a high-performance ventilation fan designed for use in bathrooms, kitchens, laundries, and other areas where moisture and odours can be a problem. With a sleek and modern design, featuring a powerful motor and a durable construction that ensures reliable performance for years to come.

SPECIFICATIONS	TURBOLINE	TURBOLINE LED
CEILING DEPTH		203MM
CUT OUT SIZE		300MM
WATTAGE		100W
LIGHT COLOURS	-	19W LED TRI COLOUR PANEL

**ORDER CODES**


### TURBOLINE

- MECBE500ESPBK  BLACK
- MECBE500ESPWH  WHITE

### TURBOLINE LED

- MECBE510ESPBK  BLACK
- MECBE510ESPWH  WHITE

 NO LIGHT     WITH LED



AIR7005A



AIRCE200



AIRCE250



AIRCEF40WE



AIRCEF30LWE



HOME WARRANTY



ROUND/ SQUARE MODELS



CEF40WE DUCT SIZE 150MM



CEF30L-WE DUCT SIZE 100MM



WITH & WITHOUT LIGHT

### Air CE

Our CEF range offers stylish solutions for when design is imperative. With small and large models to suit your needs, this range of exhaust fans offers a minimalist aesthetic that will blend into your home. Have a small space but can't fit both a light and fan? Try our Exhaust Fan with Light combo for a compact and stylish solution. These fans can either be ducted or left open, depending on the building requirements of your local area, and come with a plug and lead.

SPECIFICATIONS	CE200	CE250	CEF40WE	7005A	CEF30L-WE
ORDER CODES	AIRCE200	AIRCE250	AIRCEF40WE	AIR7005A	AIRCEF30L-WE
CUT OUT SIZE	240MM	287MM	279MM	212MM	250MM
CEILING DEPTH	110MM	110MM	212MM	95MM	170MM
AIRFLOW	260 M <sup>3</sup> /HR	385 M <sup>3</sup> /HR	300 M <sup>3</sup> /HR	360 M <sup>3</sup> /HR	200 M <sup>3</sup> /HR
WATTAGE	30W	40W	35W	45W	42W
AVERAGE DBA @3M	45dB	44dB	44dB	49dB	46dB
LIGHT	N/A	N/A	N/A	N/A	LED 4000K
IP RATING	N/A	N/A	IPX4	IPX4	IP20



MARMXFFR30W



MARMXFLFR30W



MARMXFFS25W



MARMXFLFS30W

**2 YRS**  
WARRANTY

REPLACEMENT  
WARRANTY

**IPX2**

IP RATING

## Flow

A modern low profile exhaust fan ideal for bathroom, laundry applications. Available in two sizes, round and square with tricolour LED light optional. Superior airflow at up to 390 m<sup>3</sup>/hr

SPECIFICATIONS	240MM	295MM
CUT OUT SIZE	240MM	290MM
CEILING DEPTH	210MM	240MM
AIRFLOW	290 M <sup>3</sup> /hr	390 M <sup>3</sup> /hr
WATTAGE	45W	60W
DUCT SIZE	125MM	150MM

ORDER CODES

- 240MM**
- MARMXFFR25W WHITE
  - MARMXFLFR25W WHITE

- 240MM**
- MARMXFFS25W WHITE
  - MARMXFLFS25W WHITE

- 295MM**
- MARMXFFR30W WHITE
  - MARMXFLFR30W WHITE

- 295MM**
- MARMXFFS30W WHITE
  - MARMXFLFS30W WHITE

NO LIGHT   WITH LED   ROUND MODEL   SQUARE MODEL







IXL10334



IXL10337



REPLACEMENT WARRANTY



IP RATING

## Ventflo Ducted

The IXL Ducted Ventflo range of products feature a contemporary fascia design and are suitable for above shower installation with an IP24 rating. Impeller housing design provides powerful air flow extraction. Ideal for bathrooms, kitchens, laundries and toilets, the Ducted Ventflo range is compliant with NCC in Australia.

SPECIFICATIONS	VENTFLO 200	VENTFLO 250
ORDER CODES	IXL10334	IXL10337
CUT OUT SIZE	240MM	295MM
CEILING DEPTH	210MM	242MM
AIRFLOW	280 M <sup>3</sup> /HR	360 M <sup>3</sup> /HR
WATTAGE	45W	60W
DUCT SIZE	125MM	150MM





**3 YRS**  
WARRANTY

**BASE**  
WARRANTY



**DUCT SIZE**  
240MM - 100MM  
290MM - 150MM



**WITH &**  
**WITHOUT LIGHT**



**IPX4**

**IP RATING**



**ATMECLIPSE/240/WH/RD**



**ATMECLIPSE/240/LT/WH/RD**

## Eclipse

Keep your air fresh and healthy with the Eclipse ducted exhaust fan. Supplied with flex and plug for ease of installation, the Eclipse has an easy to clean matte white fascia, with square and black options also available.

SPECIFICATIONS	240MM	290MM	240MM LED	290MM LED
CUT OUT SIZE	240MM	290MM	240MM	290MM
CEILING DEPTH	220MM			
AIRFLOW	270 M <sup>3</sup> /HR		350 M <sup>3</sup> /HR	
WATTAGE	30W	35W	30W	35W
LIGHT	N/A	N/A	12W LED TRI PANEL	18W LED TRI PANEL

**ORDER CODES**

**240MM**



- ATMECLIPSE/240/WH/RD WHITE
- ATMECLIPSE/240/LT/WH/RD WHITE

**295MM**



- ATMECLIPSE/290/WH/RD WHITE
- ATMECLIPSE/290/LT/WH/RD WHITE

*More fascia options available, please see in store for details*

NO LIGHT WITH LED ROUND MODEL SQUARE MODEL



ATMGUST/295/WH/RD



ATMGUST/295/LT/WH/RD




3 YRS WARRANTY  
BASE WARRANTY



AIRFLOW  
640 M<sup>3</sup>/HR



DUCT SIZE  
150MM



WITH &  
WITHOUT LIGHT



IP RATING  
IPX4

### Gust

Providing impressive extraction in a modern design, the Gust ducted high velocity exhaust fan is perfect for larger bathrooms. Behind the easy to clean fascia, a powerful 65W ball bearing motor maintains airflow over longer ducting runs.

SPECIFICATIONS	GUST	GUST LED
ORDER CODES	ATMGUST/295/WH/RD	ATMGUST/295/LT/WH/RD
CEILING DEPTH		240MM
CUT OUT SIZE		295MM
AVERAGE DBA @3M		45dB
WATTAGE		65W
LIGHT	N/A	18W LED TRI COLOUR PANEL



BASE WARRANTY



IP RATING



ATMPROTON/200/WH



ATMPROTON/250/WH

## Proton

The Proton high velocity exhaust fan is a powerful and energy-efficient solution for small-medium bathrooms and ensuites. It features a super-quiet axial fan that provides high air extraction.

SPECIFICATIONS	PROTON 200	PROTON 250
ORDER CODES	ATMPROTON/200/WH	ATMPROTON/250/WH
CUT OUT SIZE	240MM	295MM
CEILING DEPTH	215MM	260MM
AIRFLOW	500 M <sup>3</sup> /HR	750 M <sup>3</sup> /HR
AVERAGE DBA @3M	34DB	36DB
WATTAGE	25W	32W



# Heated Towel Rail





WARRANTY



MECHT00101CH

MECHT00104BK

MECHT00107CH

## Yarra

The range comes in 1, 4, and 7 bar models with chrome, matt black or white finishing to suit any existing décor. Enjoy the simple luxury of wrapping yourself in a warm towel after a shower in frosty winter, whilst it also helps to dry off the moisture and prepare it for your next wash. It comes with a plug attached for easy DIY installation or the option to exit the power cord from any of the corner when hard wired.

SPECIFICATIONS	1 BAR	4 BAR	7 BAR
SIZE	600 X 50 X 55MM	600 X 110 X 420MM	630 X 110 X 800MM
WATTAGE	22W (MAX)	60W (MAX)	110W (MAX)
MAX TEMP	55 DEGREES		
IP RATING	IPX1	IP34	

**ORDER CODES**

**1 BAR**

- MECHT00101BK BLACK
- MECHT00101CH CHROME
- MECHT00101WH WHITE

**4 BAR**


- MECHT00104BK BLACK
- MECHT00104CH CHROME
- MECHT00104WH WHITE

**7 BAR**

- MECHT00107BK BLACK
- MECHT00107CH CHROME
- MECHT00107WH WHITE







24.6°  
- 5.0° +   
menu Timer

Devox  
systems

DEVOX

# Floor Heating

Devox<sup>®</sup>  
systems  
heating experience





WARRANTY



AUSTRALIAN  
MADE



XMAT

## Xmat

The MG 150 is a 3.5mm diameter cable on a 500mm wide fibreglass mesh with a 3m cold tail\* and very low EMF. For installations into thin adhesive beds, self-levelling compounds or thin screed on concrete floors, fibre cement sheeting or over existing tiles. We recommend using F-Board insulation with electric floor heating to quickly reach the optimal temperatures and reduce energy costs.

### SPECIFICATIONS

CABLE DIAMETER

3.5MM

TEMP RANGE

10 - 30 DEGREES

WATTAGE

75 - 1800W (Depending on Kit Size)

ORDER CODES

#### KIT SIZES

• DEVA1A001	0.5M <sup>2</sup> (75W)
• DEVA1A002	1.0M <sup>2</sup> (150W)
• DEVA1A003	1.5M <sup>2</sup> (225W)
• DEVA1A004	2.0M <sup>2</sup> (300W)

• DEVA1A005	2.5M <sup>2</sup> (375W)
• DEVA1A006	3.0M <sup>2</sup> (450W)
• DEVA1A007	3.5M <sup>2</sup> (525W)
• DEVA1A008	4.0M <sup>2</sup> (600W)

• DEVA1A010	5.0M <sup>2</sup> (750W)
• DEVA1A011	6.0M <sup>2</sup> (900W)
• DEVA1A012	7.0M <sup>2</sup> (1050W)
• DEVA1A013	8.0M <sup>2</sup> (1200W)

• DEVA1A014	9.0M <sup>2</sup> (1350W)
• DEVA1A015	10.0M <sup>2</sup> (1500W)
• DEVA1A017	12.0M <sup>2</sup> (1800W)



**X CABLE**



**WARRANTY**



**AUSTRALIAN MADE**

## CK 17

The CK 17 twin conducting cable features fluoropolymer and PVC outer sheath. It can be used on a structural slab, a fibre cement sheet or F-Board insulation covered with a 20-25mm screed bed. The cable is rated to 17 watts per meter and comes with a single 3m cold tail


### SPECIFICATIONS

<b>CABLE DIAMETER</b>	<b>5.0 - 5.4MM</b>
<b>TEMP RANGE</b>	<b>10 - 30 DEGREES</b>
<b>WATTAGE</b>	<b>125 - 3650W (Depending on Cable Size)</b>

**ORDER CODES**

#### KIT SIZES

• DEVA1B001 8M (125W)	• DEVA1B005 24M (375W)	• DEVA1B010 54M (907W)	• DEVA1B015 108M (1815W)	• DEVA1B020 215M (2647W)
• DEVA1B002 12M (188W)	• DEVA1B007 31M (516W)	• DEVA1B011 62M (1032W)	• DEVA1B016 123M (2081W)	
• DEVA1B003 16M (250W)	• DEVA1B008 39M (641W)	• DEVA1B012 77M (1299W)	• DEVA1B018 154M (2597W)	
• DEVA1B004 20M (313W)	• DEVA1B009 47M (766W)	• DEVA1B013 93M (1548W)	• DEVA1B019 185M (3114W)	



5 YRS WARRANTY  
IP21

## TS 600

The TS 600 is a fully programmable, semi-recessed thermostat with a coloured touch screen and WIFI capability. It can be easily controlled by your smartphone through the Devex app. Can be mounted vertically or horizontally.



3 YRS WARRANTY  
IP20

## TS 500

The TS 500 is a fully programmable, semi-recessed thermostat with a coloured, easy-to-use touch screen. Can be mounted vertically or horizontally.

## TS 400

The TS400 is a manual, DIN rail mounted thermostat ideal for “set and forget” systems.



3 YRS WARRANTY  
IP21

## TS 300

The TS 300 is a semi-recessed, programmable thermostat.



3 YRS WARRANTY  
IP21

## TS 200

The TS 200 is a semi-recessed, manual thermostat.



3 YRS WARRANTY  
IP30

## TS 100

The TS 100 is a surface mounted manual thermostat.

SPECIFICATIONS	TS100	TS200	TS300	TS400	TS500	TS600
RELAY				16A		
MOUNTING	Surface	Semi-Recessed	Semi-Recessed	Switch Board	Surface	Surface
WIFI ENABLED			NO			YES
CUSTOMISABLE TIMER	NO	NO	YES	VIA BMS	YES	YES

ORDER CODES

### TS100

• DEVA0A001 WHITE

### TS200

• DEVA0B001 WHITE

### TS300

• DEVA0C001 WHITE

### TS400

• DEVA0E001 WHITE

### TS500

• DEVA0E002 WHITE  
• DEVA0E003 BLACK

### TS600

• DEVA0F002 WHITE  
• DEVA0F003 BLACK





# Outdoor Heating

Max DC HEATSTRIP







WARRANTY\*



IP RATING



AVAILABLE IN 1800W, 2400W & 3200W

## Classic Electric

Classic slimline electric heating solution for your balcony, patio, undercover, protected alfresco area or verandah. Also suitable for indoor use

### SPECIFICATIONS

ORDER CODES	THFTHH1800A	THFTHH2400A	THFTHH2400AR	THFTHH3200A	THFTHH3200AR
HEATING AREA	3 - 4 M <sup>2</sup>	4 - 5 M <sup>2</sup>	4 - 5 M <sup>2</sup>	5 - 6 M <sup>2</sup>	5 - 6 M <sup>2</sup>
WATTAGE	1800W	2400W	2400W	3200W	3200W
RECOMMENDED MOUNTING HEIGHT	2.1 - 2.5M				
SIZE	1104 x 165 x 48mm	1364 x 165 x 48MM	1371 x 165 x 48MM	1774 x 165 x 48MM	1780 x 165 x 48MM
WEIGHT	6KG	7KG	7KG	9KG	9KG
REMOTE INCLUDED	NO	NO	YES	NO	YES

\*2-year residential warranty and 1-year commercial warranty.  
WIFI Control Models also available



AVAILABLE IN 1800W, 2400W & 3200W

1 - 2 YRS  
WARRANTY

IP55

WARRANTY\*

IP RATING

## Elegance

Off-white electric heating solution for your undercover, protected alfresco area, balcony, patio or verandah. Also suitable for indoor use

### SPECIFICATIONS

ORDER CODES	THFTHE1800	THFTHE2400	THFTHE2400R	THFTHE3600	THFTHE3200R
HEATING AREA	3 - 4 M <sup>2</sup>	4 - 5 M <sup>2</sup>	4 - 5 M <sup>2</sup>	5 - 6 M <sup>2</sup>	5 - 6 M <sup>2</sup>
WATTAGE	1800W	2400W	2400W	3600W	3200W
RECOMMENDED MOUNTING HEIGHT	2.1 - 2.5M				
SIZE	974 x 170 x 48.5MM	1204 x 170 x 48.5MM	1306 x 170 x 42.7MM	1804 x 170 x 48.5MM	1710 x 170x 42.7MM
WEIGHT	4KG	7KG	7KG	9KG	9KG
REMOTE INCLUDED	NO	NO	YES	NO	YES

\*2-year residential warranty and 1-year commercial warranty.  
WIFI Control Models also available





WARRANTY



IP RATING



REMOTE CONTROL INCLUDED



AVAILABLE IN 2400W & 3600W

## Max DC

Max heat, max style with this heating solution for exposed and hard to heat areas such as balconies, pergolas, warehouses and restaurants.

SPECIFICATIONS	2400DCR	3600DCR
ORDER CODES	THFTHX2400DCR	THFTHX3600DCR
HEATING AREA	7 - 12 M <sup>2</sup>	11 - 18 M <sup>2</sup>
WATTAGE	2400W	3600W
RECOMMENDED MOUNTING HEIGHT	2.2 - 2.8M	
SIZE	979 x 170 x 80MM	1190 x 170 x 80MM
WEIGHT	6KG	8KG





AVAILABLE IN 1800W, 2400W & 3200W



WARRANTY



IP RATING

## Heatwave

The Heatwave Pro range creates a warm and ambient atmosphere with the classic Café look. An ideal heating solution for covered outdoor alfresco, café and restaurant dining areas.

SPECIFICATIONS	1800W		2400W		3200W	
ORDER CODES	VNTVSH1800	VNTVSH1800-R	VNTVSH2400	VNTVSH2400-R	VNTVSH3200	VNTVSH3200-R
HEATING AREA	3.4 M <sup>2</sup>		4.3 M <sup>2</sup>		5.8 M <sup>2</sup>	
WATTAGE	1800W		2400W		3200W	
SIZE	1225 x 177 x 60MM		1505 x 177 x 60MM		1915 x 177 x 60MM	
REMOTE INCLUDED	NO	YES	NO	YES	NO	YES



WARRANTY



IP RATING



NO REMOTE CONTROL



INDOOR & OUTDOOR



AVAILABLE IN 1000W & 2000W

## Sunburst Mini

Offers a low-cost infrared radiant heater. The low glare, long-range 1000 or 2000-watt heater can be wall or ceiling mounted with the adjustable bracket. Ideal for covered outdoor alfrescos, garages and workshops.

SPECIFICATIONS	1000W	2000W
ORDER CODES	VNTSUNB1000BL	VNTSUNB2000BL
HEATING AREA	6.8 M <sup>2</sup>	11.3 M <sup>2</sup>
MOUNTING HEIGHT	2.1M	
WATTAGE	1000W	2000W
SIZE	460 x 190 x 113MM	





1800W



WARRANTY



IP RATING



REMOTE CONTROL INCLUDED

## Sunset

Is the premium option for a modern, stylish outdoor heater. The black glass finish creates an elegant look and when in operation provides a subtle red glow, creating a true sense of warmth. Mounting options include wall or ceiling and the optional flush mount kit allows for a seamless installation into a ceiling

### SPECIFICATIONS

ORDER CODE	VNTSUN1800WHS
HEATING AREA	8.4M <sup>2</sup>
WATTAGE	1800W
SIZE	900 x 170 x 80MM



WARRANTY



IP RATING



WIFI CONTROL



REMOTE CONTROL INCLUDED



AVAILABLE IN 1800W & 2400W

## IKUU Strip Heater

The Mercator IKUU Alfresco Strip Heater range will help you stay warm in your alfresco setting at any stage during the year. With a sleek design and high efficiency aluminium heating panel that won't light up when working, it will blend into the background of your outdoor space perfectly. It can be mounted on the wall or the ceiling providing heating solutions in different situations. With both remote and the IKUU app, there is always a convenient way to control it.

### SPECIFICATIONS

ORDER CODES	MECSH0122BLK	MECSH0123BLK
HEATING AREA	3 - 4 M <sup>2</sup>	4 - 5 M <sup>2</sup>
MOUNTING HEIGHT	2.1-2.5M	
WATTAGE	1800W	2400W
SIZE	1090 x 173 x 145MM	1320 x 173 x 145MM





# Panel Heater

Slimline Range **NOBO**





LIFETIME WARRANTY\*



IP RATING



CASTOR WHEELS



AVAILABLE IN 750W UP TO 2400W

## Nobo

The Nobo electric panel heater with ultra-accurate thermostat has concealed heat outlet vents behind the front panel, removing visual clutter and blending in against your wall. Sharing the Scandinavian design ethos: to combine clean and timeless models with user-oriented functionality, offered with a Limited Lifetime Warranty to make sure it will last for decades.

SPECIFICATIONS	NTL4S07-FS40	NTL4S10-FS40	NTL4S12-FS40	NTL4S15-FS40	NTL4S20-FS40	NTL4S24-FS40
MAX ROOM SIZE	7.5M <sup>2</sup>	10M <sup>2</sup>	12.5M <sup>2</sup>	15M <sup>2</sup>	20M <sup>2</sup>	24M <sup>2</sup>
WATTAGE	750	1000	1200	1500	2000	2400
TEMP RANGE	7-30 DEGREE CELCIUS					
PROGRAMMING	YES					
THERMOSTAT	YES					
SIZE	625 x 55 x 400MM	725 x 55 x 400MM	925 x 55 x 400MM	1025 x 55 x 400MM	1125 x 55 x 400MM	1425 x 55 x 400MM

ORDER CODES	• NBHNTL4S07-FS40	750W
	• NBHNTL4S10-FS40	1000W
	• NBHNTL4S12-FS40	1200W

• NBHNTL4S15-FS40	1500W
• NBHNTL4S20-FS40	2000W
• NBHNTL4S24-FS40	2400W

\*Proof of purchase is required to claim Lifetime Warranty



AVAILABLE IN 750W UP TO 2400W



LIFETIME WARRANTY\*



IP RATING



CASTOR WHEELS

SPECIFICATIONS	NTL4T07-FS40	NTL4T10-FS40	NTL4T12-FS40	NTL4T15-FS40	NTL4T20-FS40	NTL4T24-FS40
MAX ROOM SIZE	7.5M <sup>2</sup>	10M <sup>2</sup>	12.5M <sup>2</sup>	15M <sup>2</sup>	20M <sup>2</sup>	24M <sup>2</sup>
WATTAGE	750	1000	1200	1500	2000	2400
TEMP RANGE	7-30 DEGREE CELCIUS					
PROGRAMMING	NO					
THERMOSTAT	YES					
SIZE	625 x 55 x 400MM	725 x 55 x 400MM	925 x 55 x 400MM	1025 x 55 x 400MM	1125 x 55 x 400MM	1425 x 55 x 400MM

ORDER CODES

• NBHNTL4T07-FS40	750W	• NBHNTL4T15-FS40	1500W
• NBHNTL4T10-FS40	1000W	• NBHNTL4T20-FS40	2000W
• NBHNTL4T12-FS40	1200W	• NBHNTL4T24-FS40	2400W

\*Proof of purchase is required to claim Lifetime Warranty





BATHROOM HEATING				
12301333	VNTM2HDLXWH	Ventair	Myka	6
12301335	VNTM4HDLXWH	Ventair	Myka	6
14264080	VNTSAH2IWH	Ventair	Sahara	7
14264083	VNTSAH2IBL	Ventair	Sahara	7
14213775	VNTSAH3IWH	Ventair	Sahara	7
14213779	VNTSAH3IBL	Ventair	Sahara	7
14187305	BRI19847/05	Brilliant	Horizon	8
14192795	BRI19849/05	Brilliant	Horizon	8
14264054	BRI21478/05	Brilliant	Marvel	8
14264060	BRI21478/06	Brilliant	Marvel	8
14192811	BRI20351/05	Brilliant	Newton	9
14192796	BRI20352/05	Brilliant	Newton	9
14217803	BRI20748/05	Brilliant	Supernova II	10
14217802	BRI20749/05	Brilliant	Supernova II	10
14309549	FANRESP3-IWH	Fantech	Response Radiance	11
14308086	MECBH15IESBWK	Mercator	Domino	12
14308085	MECBH15IESWSL	Mercator	Domino	12
14308084	MECBH15IESWWH	Mercatorz	Domino	12
14304084	MECBS122CSWWH	Mercator	Ardene	13
14304076	MECBS124CSWWH	Mercator	Ardene	13
12260876	AIR6600ADSWE	Clipsal	Airflow	14
12260875	AIR6500ADSWE	Clipsal	Airflow	14
14231655	MARMBHF2LW	Martec	Forme 2	15
10352273	MARMBHF4LW	Martec	Forme 4	15
12279269	MARMBHM1000W	Martec	Linear Mini	16
12279727	MARMBHM1000S	Martec	Linear Mini	16
11975555	MARMBHL1000W	Martec	Linear	16
11975554	MARMBHL1000S	Martec	Linear	16
14314612	MARMBHP1000M	Martec	Phoenix	17
14314613	MARMBHP1000W	Martec	Phoenix	17
14323060	MARMBHPM1000M	Martec	Phoenix Mini	17
14323059	MARMBHPM1000W	Martec	Phoenix Mini	17
14295047	MARMBHUI1W	Martec	Uno	18
14217033	IXL11463	IXL	Classic	19
14217043	IXL11454	IXL	Classic	19
14217031	IXL11475	IXL	Classic	19
14321598	ATMBUFFALO/2LT/WH	Atom Air	Buffalo	20
14321572	ATMBUFFALO/4LT/WH	Atom Air	Buffalo	20
14321581	ATMBULLER/2LT/WH	Atom Air	Buller	21
14321567	ATMBULLER/4LT/WH	Atom Air	Buller	21
14321579	ATMSTMORITZ/WH	Atom Air	St.Moritz	22
14321588	ATMTHREDBO/2LT/WH	Atom Air	Thredbo	23
14321583	ATMTHREDBO/4LT/WH	Atom Air	Thredbo	23
14321594	ATMVENUS/WH	Atom Air	Venus	24
EXHAUST FANS				
14222977	VNTPVPX150WH	Ventair	Airbus 150	26

14222978	VNTPVPX150BL	Ventair	Airbus 150	26
14222959	VNTPVPX150WHSQ	Ventair	Airbus 150	26
14222954	VNTPVPX150BLSQ	Ventair	Airbus 150	26
14222930	VNTPVPX150LED	Ventair	Airbus 150	26
14222947	VNTPVPX150SQLED	Ventair	Airbus 150	26
14222952	VNTPVPX150WHGP	Ventair	Airbus 150	26
14222973	VNTPVPX150BLGP	Ventair	Airbus 150	26
14222943	VNTPVPX150WHSQGP	Ventair	Airbus 150	26
14222946	VNTPVPX150BLSQGP	Ventair	Airbus 150	26
14222983	VNTPVPXHF200RD	Ventair	Airbus 200	27
14222921	VNTPVPXHF200SQ	Ventair	Airbus 200	27
12059161	VNTPVPX200WH	Ventair	Airbus 200	27
12321329	VNTPVPX200WHLED	Ventair	Airbus 200	27
12301346	VNTPVPX200WHSQ	Ventair	Airbus 200	27
12321330	VNTPVPX200WHSQLED	Ventair	Airbus 200	27
12301308	VNTABGLED200WH-SQ	Ventair	Airbus 200	27
12301307	VNTABGLED200WH-RD	Ventair	Airbus 200	27
14213796	VNTABGHF200MB-RD	Ventair	Airbus 200	27
14213790	VNTABGGP200WH-SQ	Ventair	Airbus 200	27
14222994	VNTPVPXHF250RD	Ventair	Airbus 250	28
14222988	VNTPVPXHF250SQ	Ventair	Airbus 250	28
12059162	VNTPVPX250WH	Ventair	Airbus 250	28
12321335	VNTPVPX250WHLED	Ventair	Airbus 250	28
12292261	VNTPVPX250WHSQ	Ventair	Airbus 250	28
12321336	VNTPVPX250WHSQLED	Ventair	Airbus 250	28
12301314	VNTABGLED250WH-SQ	Ventair	Airbus 250	28
12301313	VNTABGLED250WH-RD	Ventair	Airbus 250	28
14213793	VNTABGHF250MB-RD	Ventair	Airbus 250	28
14213773	VNTABGGP250WH-SQ	Ventair	Airbus 250	28
12321337	VNTPVPX300WH	Ventair	Airbus 300	28
12321338	VNTPVPX300WHSQ	Ventair	Airbus 300	28
14318336	VNTVMEV	Ventair	MEV	29
14318337	VNTVMEV-KIT	Ventair	MEV	29
14213767	VNTINLI00	Ventair	Inline	30
14213785	VNTINLI50	Ventair	Inline	30
12321429	VNTVMFIL100	Ventair	Inline	30
12305140	VNTVMFIL150	Ventair	Inline	30
12321430	VNTVMFIL200	Ventair	Inline	30
12027427	BRI18255/05	Brilliant	Talon	31
14192808	BRI20396/05	Brilliant	Talon	31
12027412	BRI18190/05	Brilliant	Talon	31
14192800	BRI20397/05	Brilliant	Talon	31
12027415	BRI18193/05	Brilliant	Sarico	31
14192802	BRI20398/05	Brilliant	Sarico	31
12027417	BRI18194/05	Brilliant	Sarico	31
14192812	BRI20399/05	Brilliant	Sarico	31
14190253	FANRESPF8	Fantech	Rapid Response Fan	32
12253669	FANRESPF150	Fantech	Rapid Response Fan	32

## INDEX BY PRODUCT CODE

14223588	FANRESPFG10RN	Fantech	Rapid Response Grill	33
14223589	FANRESPFG10SQ	Fantech	Rapid Response Grill	33
14190256	FANRESPG8-SQWH	Fantech	Rapid Response Grill	33
12253670	FANRESPGI50SQWH	Fantech	Rapid Response Grill	33
14198245	FANRESPGI50SQBK	Fantech	Rapid Response Grill	33
14249885	FANRESPG8-SQWH-TRILED	Fantech	Rapid Response Grill	33
14274324	FANRESPGI50SQWH-TRILED	Fantech	Rapid Response Grill	33
14190254	FANRESPG8-RNWH	Fantech	Rapid Response Grill	33
12280982	FANRESPGI50RNWH	Fantech	Rapid Response Grill	33
14198241	FANRESPGI50RNBK	Fantech	Rapid Response Grill	33
14223423	FANRESPG8-RNWH-TRILED	Fantech	Rapid Response Grill	33
14223419	FANRESPGI50RNWH-TRILED	Fantech	Rapid Response Grill	33
11677316	FANRIL-100	Fantech	Provent In Line	34
10530016	FANMTP132	Fantech	Provent In Line	34
11677317	FANRIL-125	Fantech	Provent In Line	34
11677318	FANRIL-150SW	Fantech	Provent In Line	34
11677319	FANRIL-200SW	Fantech	Provent In Line	34
12322715	MECBE3400SPWH	Mecator	Novaline II	35
12331559	MECBE3200SPWH	Mecator	Novaline II	35
14187627	MECBE3500SPWH	Mecator	Novaline II	35
14187628	MECBE3300SPWH	Mecator	Novaline II	35
14317308	MECBE500ESPWH	Mecator	Turboline	36
14317307	MECBE500ESPBK	Mecator	Turboline	36
14317306	MECBE510ESPWH	Mecator	Turboline	36
14317305	MECBE510ESPBK	Mecator	Turboline	36
10082273	AIRCE200	Clipsal	Air	37
10082276	AIRCE250	Clipsal	Air	37
10082284	AIRCEF40WE	Clipsal	Air	37
10081738	AIR7005A	Clipsal	Air	37
14223513	AIRCEF30L-WE	Clipsal	Air	37
14231554	MARMXFLFS30W	Martec	Flow	38
14231563	MARMXFFR30W	Martec	Flow	38
14231565	MARMXFFS25W	Martec	Flow	38
14231604	MARMXFLFR30W	Martec	Flow	38
14231620	MARMXFFS30W	Martec	Flow	38
14231627	MARMXFLFR25W	Martec	Flow	38
14231644	MARMXFFR25W	Martec	Flow	38
14231662	MARMXFLFS25W	Martec	Flow	38
14310086	IXLI0334	IXL	Ventflow	39
14312809	IXLI0337	IXL	Ventflow	39
14321577	ATMECLIPSE/240/WH/RD	Atom Air	Eclipse	40
14321570	ATMECLIPSE/290/WH/RD	Atom Air	Eclipse	40

14321586	ATMECLIPSE/240/LT/WH/RD	Atom Air	Eclipse	40
14321580	ATMECLIPSE/290/LT/WH/RD	Atom Air	Eclipse	40
14321589	ATMGUST/295/WH/RD	Atom Air	Gust	41
14321595	ATMGUST/295/LT/WH/RD	Atom Air	Gust	41
14321587	ATMPROTON/200/WH	Atom Air	Proton	42
14321584	ATMPROTON/250/WH	Atom Air	Proton	42

### HEATED TOWEL RAILS

14248641	MECHT00101BK	Mercator	Yarra	44
14248643	MECHT00101WH	Mercator	Yarra	44
14248648	MECHT00101CH	Mercator	Yarra	44
14248653	MECHT00104CH	Mercator	Yarra	44
14248655	MECHT00104WH	Mercator	Yarra	44
14248650	MECHT00104BK	Mercator	Yarra	44
14248651	MECHT00107BK	Mercator	Yarra	44
14248652	MECHT00107CH	Mercator	Yarra	44
14248654	MECHT00107WH	Mercator	Yarra	44

### FLOOR HEATING

14289937	DEVAIA001	Devex	Xmat	46
14212102	DEVAIA002	Devex	Xmat	46
14212094	DEVAIA003	Devex	Xmat	46
14212096	DEVAIA004	Devex	Xmat	46
14212093	DEVAIA005	Devex	Xmat	46
14212095	DEVAIA006	Devex	Xmat	46
14212098	DEVAIA007	Devex	Xmat	46
14212092	DEVAIA008	Devex	Xmat	46
14212101	DEVAIA010	Devex	Xmat	46
14212103	DEVAIA011	Devex	Xmat	46
14212097	DEVAIA012	Devex	Xmat	46
14212100	DEVAIA013	Devex	Xmat	46
14212099	DEVAIA014	Devex	Xmat	46
14212104	DEVAIA015	Devex	Xmat	46
14212105	DEVAIA017	Devex	Xmat	46
14289975	DEVAIB001	Devex	X Cable CK17 In Screed	47
14289967	DEVAIB002	Devex	X Cable CK17 In Screed	47
14289943	DEVAIB003	Devex	X Cable CK17 In Screed	47
14289993	DEVAIB004	Devex	X Cable CK17 In Screed	47
14289920	DEVAIB005	Devex	X Cable CK17 In Screed	47
14289976	DEVAIB007	Devex	X Cable CK17 In Screed	47
14289940	DEVAIB008	Devex	X Cable CK17 In Screed	47
14289961	DEVAIB009	Devex	X Cable CK17 In Screed	47
14289957	DEVAIB010	Devex	X Cable CK17 In Screed	47



14289973	DEVAIB011	Devex	X Cable CK17 In Screed	47
14289964	DEVAIB013	Devex	X Cable CK17 In Screed	47
14289970	DEVAIB014	Devex	X Cable CK17 In Screed	47
14289930	DEVAIB015	Devex	X Cable CK17 In Screed	47
14289902	DEVAIB016	Devex	X Cable CK17 In Screed	47
14289909	DEVAIB018	Devex	X Cable CK17 In Screed	47
14289981	DEVAIB019	Devex	X Cable CK17 In Screed	47
14289942	DEVAIB020	Devex	X Cable CK17 In Screed	47
14289955	DEVDEVA0A001	Devex	TS Thermostats	48
14289925	DEVDEVA0B001	Devex	TS Thermostats	48
14323058	DEVDEVA0C001	Devex	TS Thermostats	48
14289929	DEVDEVA0D001	Devex	TS Thermostats	48
14246872	DEVDEVA0E002	Devex	TS Thermostats	48
14289986	DEVDEVA0E003	Devex	TS Thermostats	48
14289988	DEVDEVA0F002	Devex	TS Thermostats	48
14289977	DEVDEVA0F003	Devex	TS Thermostats	48
<b>OUTDOOR HEATERS</b>				
14221488	THFTHH1800A	Thermo-film	Classic Electric	50
14221474	THFTHH2400A	Thermo-film	Classic Electric	50
12184387	THFTHH3200A	Thermo-film	Classic Electric	50
14317331	THFTHH2400AR	Thermo-film	Classic Electric	50
14317333	THFTHH3200AR	Thermo-film	Classic Electric	50
14321384	THFTHH2400AA	Thermo-film	Classic Electric	50
14321385	THFTHH3200AA	Thermo-film	Classic Electric	50
14221525	THFTHE1800	Thermo-film	Elegance	51
14221521	THFTHE2400	Thermo-film	Elegance	51
14221508	THFTHE3600	Thermo-film	Elegance	51
14317330	THFTHE2400R	Thermo-film	Elegance	51
14317328	THFTHE3200R	Thermo-film	Elegance	51
14317334	THFTHE2400RA	Thermo-film	Elegance	51
14317327	THFTHE3200RA	Thermo-film	Elegance	51
14317338	THFTHX2400DCR	Thermo-film	Max Dc	52
14317342	THFTHX3600DCR	Thermo-film	Max Dc	52
12301365	VNTVSH1800	Ventair	Heatwave	53

12301364	VNTVSH1800-R	Ventair	Heatwave	53
12301367	VNTVSH2400	Ventair	Heatwave	53
12301366	VNTVSH2400-R	Ventair	Heatwave	53
12301369	VNTVSH3200	Ventair	Heatwave	53
12301368	VNTVSH3200-R	Ventair	Heatwave	53
14219666	VNTSUNB1000BL	Ventair	Sunburst Mini	54
14219667	VNTSUNB2000BL	Ventair	Sunburst Mini	54
14201420	VNTSUNI800WHS	Ventair	Sunset	55
14322482	MECSH0122BLK	Mercator	Ikuu	56
14322481	MECSH0123BLK	Mercator	Ikuu	56
14223438	NBHNTL4S07-FS40	Glen dimplex	Slimlime with Timer & Thermostat	58
14223480	NBHNTL4S10-FS40	Glen dimplex	Slimlime with Timer & Thermostat	58
14223449	NBHNTL4S12-FS40	Glen dimplex	Slimlime with Timer & Thermostat	58
14223474	NBHNTL4S15-FS40	Glen dimplex	Slimlime with Timer & Thermostat	58
14223488	NBHNTL4S20-FS40	Glen dimplex	Slimlime with Timer & Thermostat	58
14223455	NBHNTL4S24-FS40	Glen dimplex	Slimlime with Timer & Thermostat	58
14223489	NBHNTL4T07-FS40	Glen dimplex	Slimlime with Thermostat	59
14223442	NBHNTL4T10-FS40	Glen dimplex	Slimlime with Thermostat	59
14223486	NBHNTL4T12-FS40	Glen dimplex	Slimlime with Thermostat	59
14223471	NBHNTL4T15-FS40	Glen dimplex	Slimlime with Thermostat	59
14223490	NBHNTL4T20-FS40	Glen dimplex	Slimlime with Thermostat	59
14223440	NBHNTL4T24-FS40	Glen dimplex	Slimlime with Thermostat	59



# BRANCH LISTING



ACT & NEW SOUTH WALES		
<b>ALEXANDRIA</b>	Unit E2/46-62 Maddox Street	02 9698 9499
<b>ARTARMON</b>	77 Reserve Road	02 9439 3077
<b>BANKSTOWN</b>	2/139 Canterbury Road	02 9707 3555
<b>BELCONNEN</b>	Unit 3-5, 8 Luxton Street	02 6241 4777
<b>BLACKTOWN</b>	94 Sunnyholt Road	02 9671 5722
<b>BROOKVALE</b>	2/44 Wattle Road	02 9905 0569
<b>CAMPBELLTOWN</b>	4/2 Grange Road	02 4627 1860
<b>CARINGBAH</b>	42 Parraweena Road	02 9526 1422
<b>CASTLE HILL</b>	Unit 2/4 Victoria Avenue	02 9899 4677
<b>ERINA</b>	18 Barralong Road	02 4367 7966
<b>FYSHWICK</b>	5D Barrier Street	02 6280 8111
<b>GLADESVILLE</b>	427-433 Victoria Road	02 9879 0099
<b>GLENDENNING</b>	138 Glendenning Rd	02 8886 4400
<b>HOXTON PARK</b>	Unit 10/380 Hoxton Park Road	02 8795 7600
<b>KINGSFORD</b>	297 Anzac Parade	02 9662 3977
<b>LEICHHARDT</b>	683 Parramatta Road	02 9550 0422
<b>PARRAMATTA</b>	Unit 6/2 Windsor Road	02 9890 2933
<b>PEAKHURST</b>	83 - 85 Boundary Road	02 9533 5677
<b>PENRITH</b>	Unit 1/120 Batt Street	02 4732 3344
<b>ROCKDALE</b>	385 West Botany Street	02 9599 5078
<b>SILVERWATER</b>	87 Silverwater Road	02 9648 5777
<b>SYDNEY CITY</b>	68-72 Wenworth Avenue	02 9211 3266
<b>THORNLEIGH</b>	Cnr Larool Cres & Sefton Road	02 9481 8377
<b>VILLAWOOD</b>	Units 4-5, Lot 2 Fairfield Street	02 9892 4899
<b>WARNERVALE</b>	Unit 6/132 Chelmsford Road	02 4392 2755
<b>WETHERILL PARK</b>	6/121-125 Newton Road	02 8795 7000
<b>WOLLONGONG</b>	19 Ellen Street	02 4229 1433
<b>WOY WOY</b>	2/171-175 Blackwall Road	02 4344 5688
<b>WYONG</b>	164 Pacific Highway	02 4353 1844
<b>CESSNOCK</b>	27 Cessnock Street	02 4991 1451
<b>GUNNEDAH</b>	1/64 Barber Street	02 6742 5600
<b>LAMBTON</b>	28 Verulam Road	02 4952 5855
<b>PORT MACQUARIE</b>	209, Lake Road	02 6581 1505
<b>RAYMOND TERRACE</b>	Cnr Adelaide & Bourke Street	02 4983 3700
<b>SINGLETON</b>	252 John Street	02 6572 4133
<b>TAREE</b>	7 Grey Gum Road	02 6552 3900
<b>TAYLORS BEACH</b>	1/5 Shearwater Drive	02 4981 9456
<b>ALEXANDRIA</b>	Unit E2/46-62 Maddox Street	02 9698 9499
<b>BATHURST</b>	110 Russell Street	02 6332 1848
<b>DUBBO</b>	3/30 Cobbora Road	02 6882 5766
<b>WAGGA WAGGA</b>	52 Hammond Avenue	02 6921 4805

VICTORIA		
<b>ALBURY</b>	1/659 Young St	02 6021 2544
<b>BENDIGO</b>	36 Abel Street	03 5446 6300
<b>BROOKLYN</b>	3/720 Geelong Road	03 9318 9050
<b>DANDENONG</b>	45 Greens Rd	03 8752 8700
<b>FAIRFIELD</b>	330B Darebin Road	03 9497 3344
<b>KEILOR PARK</b>	Unit 9, 33 Keilor Park Drive	03 9331 6222
<b>KILSYTH</b>	Unit 5/161 Canterbury Road	03 8756 2100
<b>KNOXFIELD</b>	90 Rushdale Street	03 9753 3888
<b>MOORABBIN</b>	Unit 3/416 Warrigal Road	03 9556 6000
<b>NORTH GEELONG</b>	243-245 Thompson Road	03 5277 2888
<b>NUNAWADING</b>	U1/16-22 Rooks Rd	03 9873 8844
<b>RICHMOND</b>	63 Murphy St	03 9427 3600
<b>SHEPPARTON</b>	49 Vaughan Street	03 5821 5022
<b>THOMASTOWN</b>	1/161 Settlement Road	03 9465 5411
<b>WARRAGUL</b>	5 June Court	03 5623 1500

WESTERN AUSTRALIA		
<b>ALBANY</b>	64 Sanford Road	08 6820 2300
<b>BUNBURY</b>	41-45 Albert Road	08 9721 3488
<b>GERALDTON</b>	80A Flores Road	08 9965 2444
<b>KALGOORLIE</b>	186 Boulder Road	08 9021 5800
<b>MALAGA</b>	1A, 365 Victoria Rd	08 9241 7800
<b>MYAREE</b>	Unit 4A, 248 Leach Hwy	08 9330 8859
<b>OSBORNE PARK</b>	1/34 Hector Street	08 9241 5555
<b>PORT HEDLAND</b>	1/25 Manganese Street	08 9172 7900
<b>WANGARA</b>	63 Buckingham Drive	08 9309 4844
<b>WELSHPOOL</b>	75 Division Street	08 6350 2300

QUEENSLAND		
<b>ASPLEY</b>	605 Zillmere Road	07 3263 0700
<b>BIGGERA WATERS</b>	2 Treasure Island Drive	07 5562 8600
<b>BOKARINA</b>	390 Nicklin Way	07 5436 4000
<b>BUNDABERG</b>	13 Toonburra Street	07 4131 9200
<b>BURLEIGH</b>	70 Kortum Drive	07 5520 9222
<b>CAIRNS</b>	136 Aumuller Street	07 4051 4044
<b>CAPALABA</b>	Unit 1/160 Redland Bay Road	07 3390 3866
<b>CURRUMBIN</b>	43 Currumbin Creek Road	07 5587 1600
<b>EAST BRISBANE</b>	169 Wellington Road	07 3634 1600
<b>ENOGGERA</b>	29 Pickering Street	07 3355 4499
<b>GYMPIE</b>	Cnr Brisbane Rd & Araluen Tce	07 5480 6500
<b>IPSWICH</b>	Cnr Pine & Lowry Street	07 3812 3744
<b>MACKAY</b>	13 Gordon Street	07 4957 0600
<b>MAROOCHYDORE</b>	Headland Buss Park, 72 Wisers Rd	07 5443 8749
<b>MILTON</b>	Cnr Castlemaine & Black Sts	07 3510 5600
<b>MORAYFIELD</b>	Unit 1/18 Walkers Road	07 5428 7933
<b>NORTH LAKES</b>	Unit 10/20 Burke Crescent	07 3882 8800
<b>OXENFORD</b>	149 Old Pacific Hwy	07 5656 2800
<b>SALISBURY</b>	Unit 6/121 Evans Road	07 3373 6300
<b>SURFERS PARADISE</b>	43-45 Upton Street	07 5584 7900
<b>TOWNSVILLE</b>	201-207 Dalrymple Road	07 4412 2400
<b>TWEED HEADS</b>	Unit 2 - 1 Rivendell Drive	07 5523 9921
<b>UNDERWOOD</b>	27 Kingston Road	07 3808 6414
<b>UPPER MT GRAVATT</b>	256 Newnham Road	07 3347 0600
<b>WYNNUM</b>	1/11 Industry Place	07 3893 0344
<b>COOPERS PLAINS</b>	854 Boundary Road	07 3274 1334
<b>ENOGGERA</b>	29 Pickering Street	07 3355 4499
<b>GEEBUNG</b>	132 Robinson Road East	07 3265 5266
<b>MAYNE</b>	30 Edmondstone Road	07 3252 1288
<b>SLACKS CREEK</b>	81 Moss Street	07 3386 4700
<b>STRATHPINE</b>	2/128 South Pine Road	07 3728 3190
<b>WACOL</b>	6/1276 Boundary Road	07 3879 3133
<b>CALOUNDRA</b>	1 Baldwin Street	07 5491 3666
<b>MACKAY</b>	13 Gordon Street	07 4957 0600
<b>MAROOCHYDORE</b>	1-10 Glen Kyle Drive	07 5443 9500
<b>NAMBOUR</b>	30-32 Price Street	07 5441 3822
<b>NERANG</b>	Lvl 1, Unit 1/98 Spencer Road	07 5656 3981
<b>ROCKHAMPTON</b>	66 Hollingsworth Street	07 4927 4955
<b>ROMA</b>	91 Quintin Street	07 4622 1459
<b>SUMNER PARK</b>	Unit 2, 28 Sumners Road	07 3376 8115
<b>TINGALPA</b>	Unit 3, 9 Graystone Street	07 3908 1000
<b>TOOWOOMBA</b>	188 James Street	07 4632 2299
<b>TOWNSVILLE</b>	30 Mackley Street	07 4779 6955
<b>WARWICK</b>	14 Albion Street	07 4661 7138
<b>YATALA</b>	Unit 4/20, Old Pacific Highway	07 3827 7600

SOUTH AUSTRALIA		
<b>ADELAIDE</b>	204 Sturt Street	08 8202 1800
<b>BERRI</b>	6B Werner Lane	08 8582 1377
<b>EDWARDSTOWN</b>	13-15 Woodlands Terrace	08 8276 5755
<b>HINDMARSH</b>	Level 1, 95 South Road,	08 8245 8403
<b>LONSDALE</b>	77 O'Sullivan Beach Road	08 8326 3400
<b>MILDURA</b>	37 Seventh Street	03 5022 1899
<b>MT BARKER</b>	20 Mt Barker Road	08 8391 6904
<b>MT GAMBIER</b>	4 Bertha Street	08 8723 2333
<b>PORT PIRIE</b>	81 Esmond Road	08 8632 3973
<b>ROXBURY DOWNS</b>	Lot 718 Olympic Way	08 8671 2644
<b>SALISBURY PLAIN</b>	166-170 Park Terrace	08 8281 1117
<b>WINDSOR GARDENS</b>	496 North East Road	08 8369 0255
<b>WINGFIELD</b>	Unit 1, 209 Cormack Rd	08 8240 1499

NORTHERN TERRITORY		
<b>WINNELLIE</b>	Building 1, The Gulf Centre, 116-120 Coonawarra Road	08 8930 6200

TASMANIA		
<b>BURNIE SOUTH</b>	12 Wellington Street	03 6431 3788
<b>DERWENT PARK</b>	221 Main Road	03 6227 4200
<b>DEVONPORT</b>	14 Wenvoe Street	03 6424 4433
<b>LAUNCESTON</b>	85 Bathurst Street	03 6343 5433
<b>NORTH HOBART</b>	33 Federal Street	03 6234 2377