

Data Sheet | Item Number: 285-199

Three phase set; with 95 mm² high-current tbs; only for DIN 35 x 15 rail; copper; 95 mm²; POWER CAGE CLAMP; 95,00 mm²; gray/blue/green-yellow

<https://www.wago.com/285-199>



Color: gray/blue/green-yellow

High-current terminal block, 285 Series, t-wrench und 8 mm

Our three-phase set (item number 285-199) is designed for seamless electrical installations. Strip lengths must be 35 mm when connecting conductors to this three-phase set. This product features conductor terminals and utilizes POWER CAGE CLAMP. The POWER CAGE CLAMP is a powerful, maintenance-free, and universal way to connect large conductor cross-sections. You can also use it with all conductor types. The clamping point can be locked open and you do not need to use a torque wrench or prepare the conductor in any way, e.g., by crimping the ferrule. Depending on the type of conductor, this three-phase set is designed for conductor cross sections ranging from 25 mm² to 95 mm².

This item includes:



Item No.: [285-194](#)

1

2-conductor through terminal block; 95 mm²; lateral marker slots; only for DIN 35 x 15 rail; POWER CAGE CLAMP; 95,00 mm²; blue



Item No.: [285-195](#)

3

2-conductor through terminal block; 95 mm²; lateral marker slots; only for DIN 35 x 15 rail; POWER CAGE CLAMP; 95,00 mm²; gray



Item No.: [285-197](#)

1

2-conductor ground terminal block; 95 mm²; lateral marker slots; only for DIN 35 x 15 rail; 2.3 mm thick; copper; POWER CAGE CLAMP; 95,00 mm²; green-yellow

Electrical data

Ratings per	IEC/EN 60947-7-1			Approvals per	UL 1059		
Overtoltage category	III	III	II	Use group	B	C	D
Pollution degree	3	2	2	Rated voltage	600 V	600 V	-
Nominal voltage	1000 V	-	-	Rated current	200 A	200 A	-
Rated impulse withstand voltage	12 kV	-	-				
Rated current	232 A	-	-				

Approvals per	CSA 22.2 No 158		
Use group	B	C	D
Rated voltage	-	1000 V	-

General information	
Wiring direction	Side-entry wiring

Connection Data

Clamping units	10
Total number of potentials	5
Number of levels	1

Connection 1

Connection technology	POWER CAGE CLAMP
Actuation type	T-wrench; 8 mm
Connectable conductor materials	Copper
Nominal cross-section	95 mm ²
Solid conductor	25 ... 95 mm ² / 4 ... 4/0 AWG
Stranded conductor	25 ... 95 mm ² / 4 ... 4/0 AWG
Fine-stranded conductor	25 ... 95 mm ² / 4 ... 4/0 AWG
Fine-stranded conductor; with insulated ferrule	25 ... 95 mm ² / 4 ... 4/0 AWG
Fine-stranded conductor; with uninsulated ferrule	25 ... 95 mm ² / 4 ... 4/0 AWG
Strip length	35 mm / 1.38 inches
Wiring direction	Side-entry wiring

Physical data

Width	125 mm / 4.921 inches
Height	107 mm / 4.213 inches
Depth from upper-edge of DIN-rail	101 mm / 3.976 inches

Mechanical data

Design	horizontal type
Mounting type	DIN-35 x 15 rail
Mounting (note)	only suitable for DIN 35 x 15 rail
Marking level	Side marking

Material data

Note (material data)	Information on material specifications can be found here
Color	gray/blue/green-yellow
Material group	I
Insulation material (main housing)	Polyamide (PA66)
Flammability class per UL94	V0
Fire load	16.898 MJ
Halogen-free	Yes
Weight	1340.8 g

Environmental requirements

Processing temperature	-35 ... +85 °C
Continuous operating temperature	-60 ... +105 °C



Commercial data

PU (SPU)	1 pcs
Packaging type	Box
Country of origin	DE
GTIN	4045454204396
Customs tariff number	85369010000

Product Classification

UNSPSC	39121410
eCl@ss 10.0	27-14-11-06
eCl@ss 9.0	27-14-11-06
ETIM 9.0	EC001284
ETIM 10.0	EC001284
ECCN	NO US CLASSIFICATION

Environmental Product Compliance

RoHS Compliance Status	Compliant, No Exemption
------------------------	-------------------------

Approvals / Certificates

Declarations of conformity and manufacturer's declarations

Approval	Standard	Certificate Name
EU-Declaration of Conformity WAGO GmbH & Co. KG	-	-
UK-Declaration of Conformity WAGO GmbH & Co. KG	-	-

Downloads

Environmental Product Compliance

Compliance Search




Environmental Product Compliance 285-199	↓
--	-------------------

Documentation

Bid Text

285-199	19.02.2019	xml 3.30 KB	↓
285-199	04.01.2018	doc 25.00 KB	↓

CAD/CAE-Data

CAD data	CAE data
2D/3D Models 285-199 	WSCAD Universe 285-199 
	ZUKEN Portal 285-199 

1 Compatible Products

1.1 Optional Accessories

1.1.1 Cover

1.1.1.1 Cover

**Item No.: 285-169**

Finger guard; touchproof cover protects unused conductor entries and jumper slots; for 95 mm² high-current tbs; yellow

1.1.2 Current and voltage tap

1.1.2.1 Current and voltage tap

**Item No.: 855-951/250-000**

Current and voltage tap up to 95 mm²; Primary rated current: 250 A; Secondary rated current: 1 A; Rated power: 0.2 VA; Accuracy class: 0.5; fused

1.1.3 DIN-rail

1.1.3.1 Mounting accessories

**Item No.: 210-198**

Copper carrier rail; 35 x 15 mm; 2.3 mm thick; 2 m long; unslotted; according to EN 60715; copper-colored

1.1.4 Ferrule

1.1.4.1 Ferrule

**Item No.: 216-435**

Ferrule; Sleeve for 50 mm² / AWG 1; un-insulated; electro-tin plated; electrolytic copper; gastight crimped; acc. to DIN 46228, Part 1/08.92

1.1.5 Installation

1.1.5.1 Mounting accessories



Item No.: 285-168

Fixing element; for 95 mm² high-current terminal blocks; orange

Item No.: 249-197

Screwless end stop; 14 mm wide; for DIN-rail 35 x 15 and 35 x 7.5; gray

1.1.6 Jumper

1.1.6.1 Jumper



Item No.: 285-495

Jumper; insulated; gray

1.1.7 Marking

1.1.7.1 Group marker carrier



Item No.: 249-105

Group marker carrier; gray

1.1.7.2 Marker



Item No.: 793-5501/000-006

WMB marking card; as card; for terminal block width 5 - 17.5 mm; stretchable 5 - 5.2 mm; plain; snap-on type; blue



Item No.: 793-5501/000-014

WMB marking card; as card; for terminal block width 5 - 17.5 mm; stretchable 5 - 5.2 mm; plain; snap-on type; brown



Item No.: 793-5501/000-007

WMB marking card; as card; for terminal block width 5 - 17.5 mm; stretchable 5 - 5.2 mm; plain; snap-on type; gray



Item No.: 793-5501/000-023

WMB marking card; as card; for terminal block width 5 - 17.5 mm; stretchable 5 - 5.2 mm; plain; snap-on type; green



Item No.: 793-5501/000-017

WMB marking card; as card; for terminal block width 5 - 17.5 mm; stretchable 5 - 5.2 mm; plain; snap-on type; light green



Item No.: 793-5501/000-012

WMB marking card; as card; for terminal block width 5 - 17.5 mm; stretchable 5 - 5.2 mm; plain; snap-on type; orange



Item No.: 793-5501/000-005

WMB marking card; as card; for terminal block width 5 - 17.5 mm; stretchable 5 - 5.2 mm; plain; snap-on type; red



Item No.: 793-5501/000-024

WMB marking card; as card; for terminal block width 5 - 17.5 mm; stretchable 5 - 5.2 mm; plain; snap-on type; violet



Item No.: 793-5501

WMB marking card; as card; for terminal block width 5 - 17.5 mm; stretchable 5 - 5.2 mm; plain; snap-on type; white



Item No.: 793-5501/000-002

WMB marking card; as card; for terminal block width 5 - 17.5 mm; stretchable 5 - 5.2 mm; plain; snap-on type; yellow



Item No.: 793-501/000-006

WMB marking card; as card; not stretchable; plain; snap-on type; blue



Item No.: 793-501/000-007

WMB marking card; as card; not stretchable; plain; snap-on type; gray



Item No.: 793-501/000-023

WMB marking card; as card; not stretchable; plain; snap-on type; green



Item No.: 793-501/000-017

WMB marking card; as card; not stretchable; plain; snap-on type; light green



Item No.: 793-501/000-012

WMB marking card; as card; not stretchable; plain; snap-on type; orange



Item No.: 793-501/000-005

WMB marking card; as card; not stretchable; plain; snap-on type; red



Item No.: 793-501/000-024

WMB marking card; as card; not stretchable; plain; snap-on type; violet



Item No.: 793-501

WMB marking card; as card; not stretchable; plain; snap-on type; white



Item No.: 793-501/000-002

WMB marking card; as card; not stretchable; plain; snap-on type; yellow



Item No.: 2009-115/000-006

WMB-Inline; for Smart Printer; 1500 pieces on roll; stretchable 5 - 5.2 mm; plain; snap-on type; blue



Item No.: 2009-115/000-007

WMB-Inline; for Smart Printer; 1500 pieces on roll; stretchable 5 - 5.2 mm; plain; snap-on type; gray



Item No.: 2009-115/000-023

WMB-Inline; for Smart Printer; 1500 pieces on roll; stretchable 5 - 5.2 mm; plain; snap-on type; green



Item No.: 2009-115/000-017

WMB-Inline; for Smart Printer; 1500 pieces on roll; stretchable 5 - 5.2 mm; plain; snap-on type; light green



Item No.: 2009-115/000-012

WMB-Inline; for Smart Printer; 1500 pieces on roll; stretchable 5 - 5.2 mm; plain; snap-on type; orange

1.1.7.2 Marker



Item No.: 2009-115/000-005

WMB-Inline; for Smart Printer; 1500 pieces on roll; stretchable 5 - 5.2 mm; plain; snap-on type; red

Item No.: 2009-115/000-024

WMB-Inline; for Smart Printer; 1500 pieces on roll; stretchable 5 - 5.2 mm; plain; snap-on type; violet

Item No.: 2009-115

WMB-Inline; for Smart Printer; 1500 pieces on roll; stretchable 5 - 5.2 mm; plain; snap-on type; white

Item No.: 2009-115/000-002

WMB-Inline; for Smart Printer; 1500 pieces on roll; stretchable 5 - 5.2 mm; plain; snap-on type; yellow

1.1.7.3 Marker carrier



Item No.: 285-442

Adaptor; gray

1.1.8 Power tap

1.1.8.1 Power tap



Item No.: 285-407

Power tap; for 95 mm² high-current tbs; gray

1.1.9 Protective warning marker

1.1.9.1 Cover



Item No.: 285-170

Protective warning marker; with high-voltage symbol, black; yellow

Item No.: 285-175

Protective warning marker; yellow

1.1.10 Tool

1.1.10.1 Operating tool



Item No.: 285-172

Allen wrench; with a partially insulated shaft; green

Item No.: 285-173

Allen wrench; with a partially insulated shaft; with anti-rotation protection; green