

The background of the advertisement is a photograph of a modern house with white brick walls and a corrugated metal roof. In the foreground, there are various plants, including a large green cactus, a banana plant, and some red flowers. The text 'Exterior wall light' is overlaid on a green horizontal band across the middle of the image.

Exterior wall light

TPWL, TPWLBK



Functionality and technology

The TPWL and TPWLBK are modern, architectural wall lights designed to enhance exterior spaces with both style and performance. Engineered for versatility, these dual-beam luminaires offer adjustable power outputs of 2 x 3W, 4W, or 5W, delivering up to a total of 820 lumens of crisp, directional light. With a wide beam angle of 190° and a focused 60° GU10 light spread, they provide both ambient and accent lighting in one sleek unit.

Built to perform in demanding outdoor environments, the TPWL series features a robust aluminium housing with an IP54 weather-resistant rating and IK10 impact resistance. The colour temperature can be changed between 3000K, 4000K, 6500K and brightness adjustment via Power Shift technology allow for tailored lighting to suit any mood or setting.



clipsal.com/lighting

Life Is On

Schneider
Electric

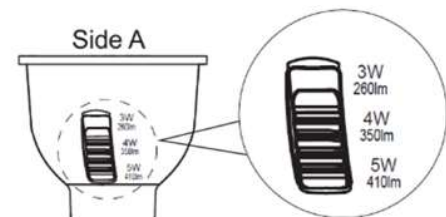
Application

Ideal for residential facades, commercial entrances, and hospitality exteriors, the TPWL and TPWLBK lights bring a refined, contemporary aesthetic to any wall surface. Measuring 210 mm in height and just 100 mm in length, their compact form ensures a clean, unobtrusive installation. Whether used to highlight architectural features or provide general outdoor illumination, these fixtures deliver reliable performance and visual appeal.

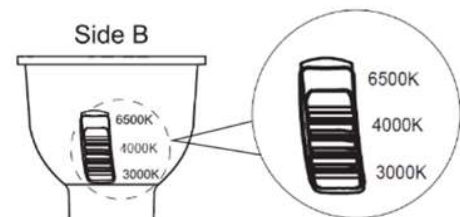
Backed by a 5-year warranty on the housing and a 1-year warranty on the GU10 lamp, the TPWL series is a dependable choice for stylish, energy-efficient exterior lighting.

Ordering matrix

Catalogue number	Description
TPWL	Exterior wall light, silver
TPWLBK	Exterior wall light, black



Power selection

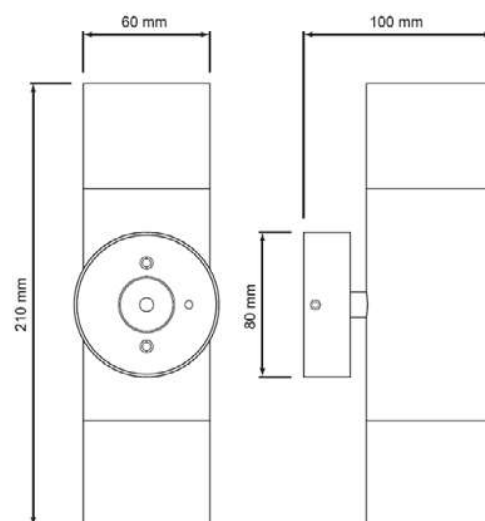


Temperature selection

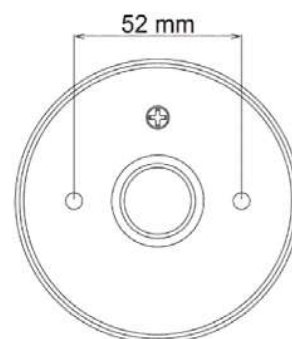
Exterior wall light

Specification	
Model	TPWL, TPWLBK
Voltage rating	230 - 240Vac, 50Hz
IP rating	IP54
IK rating	IK10
Total power consumption	2 x 3W/4W/5W (Selectable)
Beam angle	60°(GU10 light only) , 190° (whole product)
Lumen output	2 x 260lm/ 350lm/ 410lm
Operating temperature	-10°C to +45°C
Operating humidity	10% to 95%, RH, no condensing
CRI	>80
Colour temperature	3000K/4000K/ 6500K (Selectable)
Current	40mA
Inrush current	8A @ 20µs
Dimension L x H x W	100mm x 210mm x 80mm
Lifespan L70/ B50 @25°C	15,000 hours for GU10
Material	Aluminium
Dimmable	No
Class	Class I
Warranty	5 years for product housing, 1 year for GU10 lamp

Dimensions



Mounting centres



clipsal.com/lighting

Life Is On

Schneider
Electric

Schneider Electric Australia
2 Banfield Road
Macquarie Park, NSW 2113