

MERCURY ADV

Mercury Advanced Emergency Exit, 24m

- Single and double sided decals
- Soft-start charger to reduce building load
- Available in low illumination area black model
- IP65 Weatherproof Case available but not included
- Fast emergency switch-over (<0.5s) for high-task areas
- Wall, ceiling, chain and rod mounting (with Rod Mount Kit)
- Long life electronics
- 8 years design life at max. ambient
- Standalone (SPU)
- Self test (AS2293/ IEC62034)
- IEC62386 over IEC62386-104
- Ektor wired monitored system



ORDERING INFORMATION

Order code	12300
Description	Mercury Advanced Emergency Exit 24M - DALI - Black
Driver Type	DALI DT1 Emergency
Item Code	EV-MERCURY-ADV-24M-B-DA

MECHANICAL

Body Material	Polycarbonate
Diffuser Material	Polycarbonate
Fitting Colour	Black
Installation Type	Wall or Ceiling
IP Rating	IP20

ELECTRICAL

Electrical Rating	Class II
Input Frequency	50 Hz
Input voltage	230Vac

In Australia the Input voltage is defined as 230Vac -6%/+10%. This effectively means that the voltage range of these products are 216Vac - 253Vac or 240V +6%

Maximum Wattage	2.5 W
Standby Power	1.9 W

Standby power for non-maintained/switched maintained emergency devices is measured when the light is off and the charger is in standby mode. For maintained emergency devices, standby power is measured when the light is on and the charger is in standby mode. Typically, charging occurs for the first 16 hours after the device is powered or after a battery discharge.

Working Temp Range	0 to 40 °C
---------------------------	------------

COLOUR TEMPERATURE

LED Wattage	0.6 W
--------------------	-------

DRIVER

Dimmable	No
Driver Included	Yes
Integrated Driver	Yes
Driver Type	DALI DT1 Emergency
Wiring Type	Re-wireable terminal block (5 pin)

EMERGENCY (EM SUFFIX)

Replacement Battery Code	13972
---------------------------------	-------

Emergency Control	DALI Monitored (DT1)
--------------------------	----------------------

DALI Monitored ~ Supports Emergency test and monitoring over DALI (IEC62386) with full compliance to IEC62386-202.

Decal Size	300 x 150 mm
-------------------	--------------

Emergency Duration	90 mins
---------------------------	---------

Emergency Light Source Life	26Y/07M
------------------------------------	---------

AS2293.3-2018 Projection of Light source life for LED Exit signs (appendix E) Defines the projected time until the surface luminance falls below the minimum required surface luminance for an exit sign.

Emergency Mode	Maintained
-----------------------	------------

Emergency Output Power	600 mW
-------------------------------	--------

Viewing Distance	24 m
-------------------------	------

COMPLIANCE

Product Design Life 8 years

The product design life relates to the total product life which includes LEDs, drivers and the enclosure. This is different to the LED lifetime which only refers to the economical lifetime of the LEDs at which time the lumen output has dropped below the L Value. The product design life is calculated at the maximum ambient or working temperature of the product and takes into account the Daily Use.

Standards AS/NZS 60598.1
AS 60598.2.22
AS/NZS 61347.1
AS/NZS 61347.2.13
AS CISPR 15
AS/NZS 2293.3

WARRANTY

Commercial Use Warranty 6 RTB (Total 6 Years)

DIMENSIONS

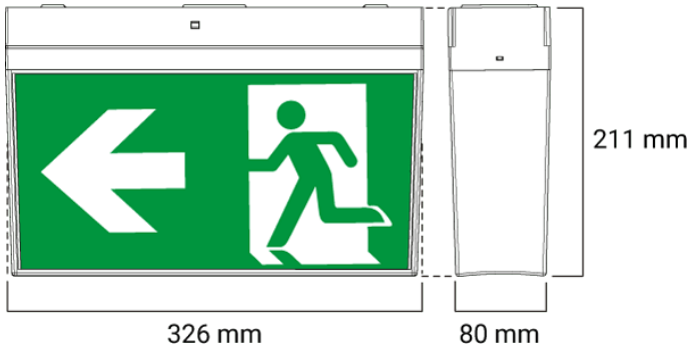
Product Height 211 mm

Product Length 326 mm

Product Width 80 mm

LINE DRAWINGS

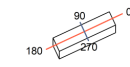
EV/MERCURY/ADV



PHOTOMETRICS

EV/MERCURY/ADV/24M

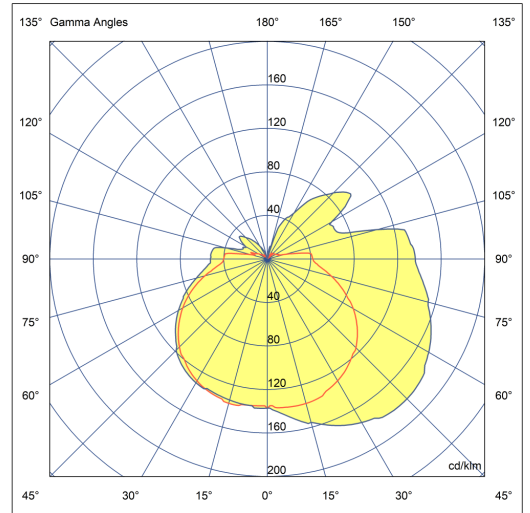
75mm x 315mm



C Halfplanes

180.0 0.0
270.0 90.0

Flux 79 lm
Maximum 181.86 cd/klm
Position C=90.00 G=44.00
Efficiency: 100.00%
Date: 02-08-2023
Asymmetrical





ACCESSORIES

ORDER CODE	ITEM CODE	DESCRIPTION
01915	EV-CANTILEVER	Cantilever bracket to suit 3135- 3137- 11258 & 3131
11290	EV-MERCURY-BASIC-DP	Mercury Basic decal pack
03922	EV-MERCURY-CASE	Weatherproof Case for Mercury
11220	EV-MERCURY-CD-1	Mercury custom decal to suit 11258 and 3135 - 1pc
11216	EV-MERCURY-CD-2	Mercury Clear Decal to suit 11258 and 3135 - 2pk
12934	EV-MERCURY-DP-USD	Mercury Basic Decal Pack - Upside down white & green 3 x decals (left- right & straight)
11449	EV-MERCURY-VANDAL-SM	Mercury vandal resistant case - surface mount
03911	EV-MERCURY-WIREGUARD-CEILING	Ceiling mounted only Wire guard
05301	EV-MERCURY-WIREGUARD-WALL	Wall mounted only Wire guard
02004	EV-RODMOUNT-BLK	Rodmount Brackets only for roof and luminaire body - Black (Rod size -25mm)
01990	EV-RODMOUNT-WHT	Rodmount Brackets only for roof and luminaire body - White (Rod size 25mm)