

Product datasheet

Specifications



iPRD8r modular surge arrester - 1P + N - 350V - with remote transfer

A9L08501

Main

Range of product	IPRD
range of product	Acti9
product name	Acti9 iPRD
Product or component type	Surge arrester with pluggable cartridge
Device short name	iPRD8r
Device application	Distribution
Standards	EN 61643-11:2012 IEC 61643-11:2011
Product certifications	CE
Quality labels	NF KEMA-KEUR
Poles description	1P + N
Remote signalling	With
Signal contacts composition	1 SD (1 C/O)
Surge arrester type	Electrical distribution network
Earthing system	TN-S TT

Complementary

Surge arrester class type	Type 2 + 3
Surge arrester technology	MOV + GDT
[Ue] rated operational voltage	230 V AC (+/- 10 %) at 50/60 Hz
[In] nominal discharge current	Common mode: 2.5 kA (L/PE) Common mode: 2.5 kA (N/PE) Differential mode: 2.5 kA (L/N)
[Imax] maximum discharge current	Common mode: 8 kA L/PE Common mode: 8 kA N/PE Differential mode: 8 kA L/N
[Uoc] open circuit voltage	10 kV type 3 common mode N/PE 10 kV type 3 differential mode L/N
[Uc] maximum continuous operating voltage	Common mode: 260 V N/PE Common mode: 350 V L/PE Differential mode: 350 V L/N
Maximum [Up] voltage protection level	Common mode <1.1 kV type 3 N/PE Differential mode <1 kV type 2 L/N Differential mode <1.1 kV type 3 L/N Common mode <1.4 kV type 2 N/PE

Disclaimer: This documentation is not intended as a substitute for and is not to be used for determining suitability or reliability of these products for specific user applications

[Ut] temporary overvoltage	337 V L/N 5 s withstand 1200 V N/PE 200 ms safe failure mode 442 V L/PE 5 s withstand
Disconnecter device type	Associated circuit breaker iC60L 10 A curve C - Icu 25 kA Associated circuit breaker IC60N 10 A curve C - Icu 10 kA Associated circuit breaker iC60H 10 A curve C - Icu 15 kA Associated fuse gG 25 A - Icu 15 kA Associated fuse gG 80 A - Icu 50 kA
Signalling circuit voltage	0.25 A/250 V AC 50/60 Hz
Mounting mode	Clip-on (DIN rail)
9 mm pitches	4
Height	85 mm
Width	36 mm
Depth	69 mm
Net weight	0.215 kg
Colour	White (RAL 9003)
[Ipe] Ground residual current	0.003 mA 0.6 mA
Connections - terminals	Tunnel type terminal (downside) 2.5...35 mm² Tunnel type terminal (upside) 2.5...35 mm²
Tightening torque	2.5 N.m
Compatibility code	IPRD8r

Environment

IK degree of protection	IK03 conforming to IEC 62262
Relative humidity	5...95 %
Operating altitude	2000 m
Ambient air temperature for operation	-25...60 °C
Ambient air temperature for storage	-40...85 °C

Packing Units

Unit Type of Package 1	PCE
Number of Units in Package 1	1
Package 1 Height	5.200 cm
Package 1 Width	7.200 cm
Package 1 Length	9.200 cm
Package 1 Weight	241.000 g
Unit Type of Package 2	BB1
Number of Units in Package 2	6
Package 2 Height	9.000 cm
Package 2 Width	10.000 cm
Package 2 Length	28.000 cm
Package 2 Weight	1.517 kg
Unit Type of Package 3	S03
Number of Units in Package 3	54

Package 3 Height	30.000 cm
Package 3 Width	30.000 cm
Package 3 Length	40.000 cm
Package 3 Weight	14.310 kg





Contractual warranty

Warranty	18 months
----------	-----------

Schneider Electric aims to achieve Net Zero status by 2050 through supply chain partnerships, lower impact materials, and circularity via our ongoing “Use Better, Use Longer, Use Again” campaign to extend product lifetimes and recyclability.

[Environmental Data explained >](#)

[How we assess product sustainability >](#)

<div>Environmental footprint</div>	
Environmental Disclosure	Product Environmental Profile
Use Better	
<div>Materials and Substances</div>	
EU RoHS Directive	Compliant
REACH Regulation	REACH Declaration
Use Again	
<div>Repack and remanufacture</div>	
Circularity Profile	End of Life Information
WEEE	<div>The product must be disposed on European Union markets following specific waste collection and never end up in rubbish bins</div>
Take-back	No