

# Product datasheet

Specifications



## iPRD8 modular surge arrester - 3P + N - 350V

A9L08600

### Main

Range of product	IPRD
range of product	Acti9
product name	Acti9 iPRD
Product or component type	Surge arrester with pluggable cartridge
Device short name	iPRD8
Device application	Distribution
Standards	EN 61643-11:2012 IEC 61643-11:2011
Product certifications	CE
Quality labels	NF KEMA-KEUR
Poles description	3P + N
Remote signalling	Without
Surge arrester type	Electrical distribution network
Earthing system	TT TN-S

### Complementary

Surge arrester class type	Type 2 + 3
Surge arrester technology	MOV + GDT
[Ue] rated operational voltage	230/400 V AC (+/- 10 %) at 50/60 Hz
Nominal discharge current	Common mode: 2.5 kA (L/PE) Common mode: 2.5 kA (N/PE) Differential mode: 2.5 kA (L/N)
Maximum discharge current	Common mode: 8 kA L/PE Common mode: 8 kA N/PE Differential mode: 8 kA L/N
[Uoc] open circuit voltage	10 kV type 3 common mode N/PE 10 kV type 3 differential mode L/N
[Uc] maximum continuous operating voltage	Common mode: 260 V N/PE Common mode: 350 V L/PE Differential mode: 350 V L/N
Maximum [Up] voltage protection level	Common mode <1.1 kV type 3 N/PE Differential mode <1 kV type 2 L/N Differential mode <1.1 kV type 3 L/N Common mode <1.4 kV type 2 N/PE
[Ut] temporary overvoltage	337 V L/N 5 s withstand 1200 V N/PE 200 ms safe failure mode 442 V L/PE 5 s withstand

Disclaimer: This documentation is not intended as a substitute for and is not to be used for determining suitability or reliability of these products for specific user applications

Disconnecter device type	Associated circuit breaker iC60L 10 A curve C - Icu 25 kA Associated circuit breaker IC60N 10 A curve C - Icu 10 kA Associated circuit breaker iC60H 10 A curve C - Icu 15 kA Associated fuse gG 25 A - Icu 15 kA Associated fuse gG 80 A - Icu 50 kA
Mounting mode	Clip-on (DIN rail)
9 mm pitches	8
Height	85 mm
Width	72 mm
Depth	69 mm
Net weight	0.414 kg
Colour	White (RAL 9003)
[Ipe] Ground residual current	0.003 mA 0.6 mA
Connections - terminals	Tunnel type terminal (downside) 2.5...35 mm² Tunnel type terminal (upside) 2.5...35 mm²
Tightening torque	2.5 N.m
Compatibility code	IPRD8

## Environment

IK degree of protection	IK03 conforming to IEC 62262
Relative humidity	5...95 %
Operating altitude	2000 m
Ambient air temperature for operation	-25...60 °C
Ambient air temperature for storage	-40...85 °C

## Packing Units

Unit Type of Package 1	PCE
Number of Units in Package 1	1
Package 1 Height	7.5 cm
Package 1 Width	8.0 cm
Package 1 Length	9.0 cm
Package 1 Weight	444.0 g
Unit Type of Package 2	BB1
Number of Units in Package 2	3
Package 2 Height	8 cm
Package 2 Width	9.5 cm
Package 2 Length	27.5 cm
Package 2 Weight	1.394 kg
Unit Type of Package 3	S03
Number of Units in Package 3	27
Package 3 Height	30 cm
Package 3 Width	30 cm
Package 3 Length	40 cm

Package 3 Weight	13.101 kg
------------------	-----------





## Contractual warranty

Warranty	18 months
----------	-----------

Schneider Electric aims to achieve Net Zero status by 2050 through supply chain partnerships, lower impact materials, and circularity via our ongoing “Use Better, Use Longer, Use Again” campaign to extend product lifetimes and recyclability.

[Environmental Data explained >](#)

[How we assess product sustainability >](#)

<div>Environmental footprint</div>	
Environmental Disclosure	<a href="#">Product Environmental Profile</a>
Use Better	
<div>Materials and Substances</div>	
<a href="#">EU RoHS Directive</a>	Compliant
REACH Regulation	<a href="#">REACH Declaration</a>
Use Again	
<div>Repack and remanufacture</div>	
Circularity Profile	<a href="#">End of Life Information</a>
WEEE	<div>The product must be disposed on European Union markets following specific waste collection and never end up in rubbish bins</div>
Take-back	No