

# Iconic Sweep Fan

## X4HS Series

Technical brochure



### Contemporary by nature

Using modern design principles, the Iconic Sweep fan will integrate into its environment by adding to its appeal while providing the performance needed and expected.

### Application

These ceiling sweep fans are part of Clipsal's market leading Airflow™ range. Suitable for efficiently moving air within and between rooms in both residential and commercial buildings. They help reduce the total reliance on the buildings air conditioning system and help to maintain a constant and comfortable environment.

### Features / benefits

- Energy Efficient DC fan motor
- Dual control with option to use standard wall plate fan speed controller and/or remote control.
- Supplied with Iconic 40RSM3 fan speed controller.
- Available in 2 blade sizes of 1300mm and 900mm.
- Detachable LED light (sold separately) with tri-colour output.
- Summer/Winter rotation
- Available in Vivid White or Extra Black colours



### Ordering matrix

Catalogue number	Description
X4HS1300-WH	Ceiling Sweep Fan, 4 Blades, 1300mm, Hangsure mount, Vivid White
X4HS1300-BK	Ceiling Sweep Fan, 4 Blades, 1300mm, Hangsure mount, Extra Black
X4HS900-WH	Ceiling Sweep Fan, 4 Blades, 900mm, Hangsure mount, Vivid White
X4HS900-BK	Ceiling Sweep Fan, 4 Blades, 900mm, Hangsure mount, Extra Black
XLEDMOD-WH	LED Light Module, CCT 3000K/4000K/6000K, Vivid White
XLEDMOD-BK	LED Light Module, CCT 3000K/4000K/6000K, Extra Black



## Sweep fan

Specifications	X4HS1300	X4HS900
Voltage rating	230-240 Vac, 50 Hz	
Motor Power	37 W	32 W
Motor technology	3 speed DC	
Airflow (max)	12,000 m <sup>3</sup> /hr	7,000 m <sup>3</sup> /hr
Noise level	< 55 dB(A)	
Mounting	Hangsure	
Weight	5.5 kg	3.5 Kg
Rotation Reverse	Yes (via remote Summer/Winter button)	



## LED light module (sold separately)

Specifications	XLEDMOD
Wattage	18 W
Colour output	CCT - 3000K / 4000K / 6500K
CRI	> 80
Lumen Output	> 1000 lm
Dimmable	Non-dimming

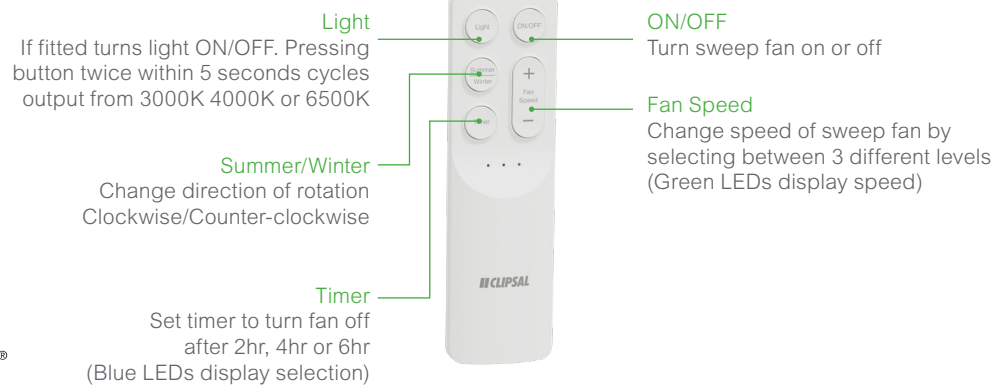


Available accessories	
XYDR1200WH	Extension Downrod, 1200mm, Vivid White - (sold separately)
XYDR1200BK	Extension Downrod, 1200mm, Extra Black - (sold separately)
XYREMOTE	Remote control - (included in sweep fan box)
XYRCONTRLBRD	Wall controller module - (included in sweep fan box)
40RSM3	Iconic 3 speed fan controller – (included in sweep fan box)



Scan for Installation Instructions.

**CLIPSAL**



clipsal.com

Life Is On

**Schneider Electric**

**Schneider Electric (Australia) Pty Ltd**  
78 Waterloo Road, Macquarie Park, NSW, 2113  
National Customer Care: 1300 2025 25

**Schneider Electric (NZ) Ltd**  
Level 2, Building 6, 64 Highbrook Drive, Highbrook,  
Auckland, 2013 National Customer Care: 0800 652 999