

Small Wall Mount Enclosures



PRODUCT INFORMATION

The MSS Small Wall Mount Enclosures offer the installer a compact and heavy duty solution for cable management and fibre termination. Ideal when space is limited or project does not require a complex enclosure.

Its modular design provides the flexibility to choose from a variety of thru-adaptor types including ST, SC duplex, FC, LC and MTRJ.

FEATURES & BENEFITS

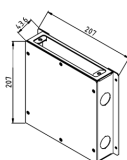
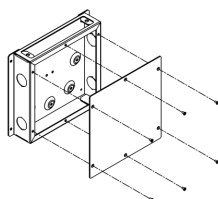
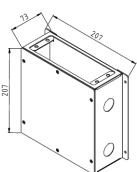
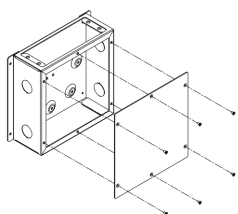
- Small compact design
- Tough and Durable
- Accommodates up to 24 fibres
- Access via screw lid
- 20mm gland holes
- Utilises modular coupler panels to suit your connector type (see coupler panels)

SPECIFICATIONS

WB-12/24MOD	
Size	270H x 207W x 73Dmm
Coupler Panels	2
Colour	Grey
Compound	Steel
Weight	1.55kg

WB-12MOD	
Size	207H x 207W x 43.6Dmm
Coupler Panels	1
Colour	Grey
Compound	Steel
Weight	1.30kg

WB-12-SPH	
Size	160H x 140W x 50Dmm
Coupler Panels	1
Colour	Grey
Compound	Plastic
Weight	0.5kg



ORDERING INFORMATION

Part Number	Description
WB-12MOD	Wall Box - 12 Fibre Metal (1x Coupler Panel) Screw/Lid
WB-12/24MOD	Wall Box - 12/24 Fibre Metal (2x Coupler Panel) Screw/Lid

OPTIONAL EXTRAS

Part Number	Description
BAG-BITS	1x M20 Cable Gland, 4x Cable Ties, 4x Clips, 1x Clamp