

ROBUS®

INDUSTRIAL

SELEST/ SELEST PLUS LED FLOOD LIGHT

10/20W, 30/50W, 70/100W, 200W, 300W, IP65



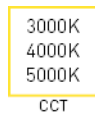
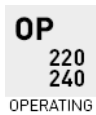

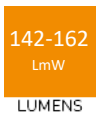
PRODUCT INFORMATION DOCUMENT

FEATURES

- Full range providing energy efficient, low maintenance replacement for metal halide and halogen floodlights up to 1500W/6000W respectively
- Switch on the back of luminaire allows switching colour temperature between 3000K, 4000K and 5000K
- PLUS versions equipped with switch allowing switching power between 10W and 20W, 30W and 50W or 70W and 100W
- Equipped with self regulating valve to prevent moisture condensation
- Tempered glass providing high impact rating of IK07 for standard and IK06 for PIR version
- Pre-drilled, angled mounting bracket with 180° adjustable angle for fast and simple installation

CONSTRUCTION

- Powder-coated die cast aluminium housing
- Tempered glass diffuser
- Steel bracket and stainless steel screws



Product Code:	RST1020CCT3-04	RST3050CCT3-04	RST70100CCT3-04	RST200CCT3-04	RST300CCT3-04
Standard PIR	RST1020CCT3P-04	RST3050CCT3P-04			
Comparable to:	50W/100W MH 200W/400W halogen	150W/250W MH 600W/1000W halogen	350W/500W MH 1400W/2000W halogen	1000W MH 4000W halogen	1500W MH 6000W halogen
Total Power (W):	9.9/19.2	28.9/47.5	68.0/97.7	197.9/194.3/198.6	290.8/289.7/295.1
Total Light Output (lm):	1490/2770	4390/6850	11450/15670	28310/31520/29410	42010/46580/43680
Total Emergency Light Output (lm):	NA	NA	NA	NA	NA
Efficacy (lm/cctW):	152/145	152/144	168/160	143/162/148	142/161/148
Lux at 1m (lux):	590/1090	1740/2670	4210/5760	10240/11320/10490	15210/16670/15520
Emergency Lux at 1m (lux):	NA	NA	NA	NA	NA
IP:	65	65	65	65	65
Operation Temperature (°C)	-20 ≤ Ta ≤ +50	-20 ≤ Ta ≤ +50	-20 ≤ Ta ≤ +50	-20 ≤ Ta ≤ +50	-20 ≤ Ta ≤ +50
Inrush Current:	16A/20us	25.6A/26us	61A/21us	37.6A/ 35us	60A/ 50ns
CCT (K):	3000/4000/5000	3000/4000/5000	3000/4000/5000	3000/4000/5000	3000/4000/5000
RG Value:	0	0	0	0	0
Rated Life to L70B50 (Hrs):	30000	30000	30000	30000	30000
Dimensions LxWxH (mm):	160x162x29 160x184x57	200x191x30 200x213x57	300x222x45	390x305x58	480x384x63
Weight (kg):	0.57 0.61	0.84 0.87	1.9	3.88	6.2

Product is certified to all the relevant standards.
Please contact our technical department for market specific compliances.

PLEASE NOTE: INFORMATION IN THIS DOCUMENT MAY BE SUBJECT TO CHANGE WITHOUT PRIOR NOTICE

IRE: TEL: +353 1 709 9000
UK: TEL: 0800 973 220
AUS: TEL: +61 7 3890 5444
NZ: TEL: +64 03 668 5285

WEB: ROBUS.COM
WEB: ROBUS.COM
WEB: ROBUS.COM.AU
WEB: ROBUSLED.CO.NZ

LED GROUP EUROPE · UK · AUSTRALIA · NEW ZEALAND · ASIA · MIDDLE EAST · AFRICA

ROBUS®

INDUSTRIAL

SELEST/ SELEST PLUS LED FLOOD LIGHT

10/20W, 30/50W, 70/100W, 200W, 300W, IP65

Cone Illuminance Diagram

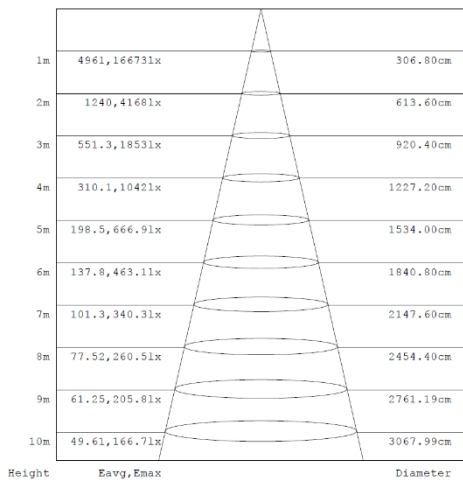


Diagram for RST300CCT3-04 in 4000K. Other diagrams available on request

Polar Intensity Diagram

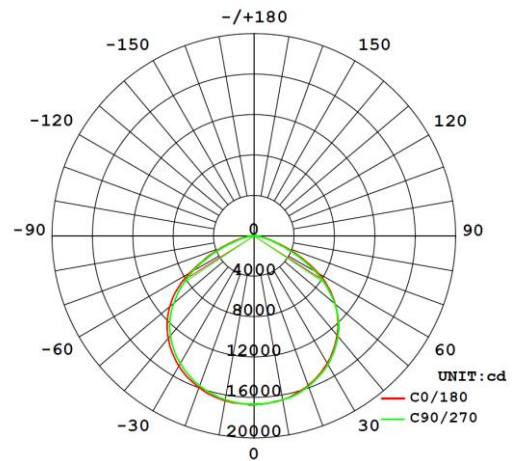
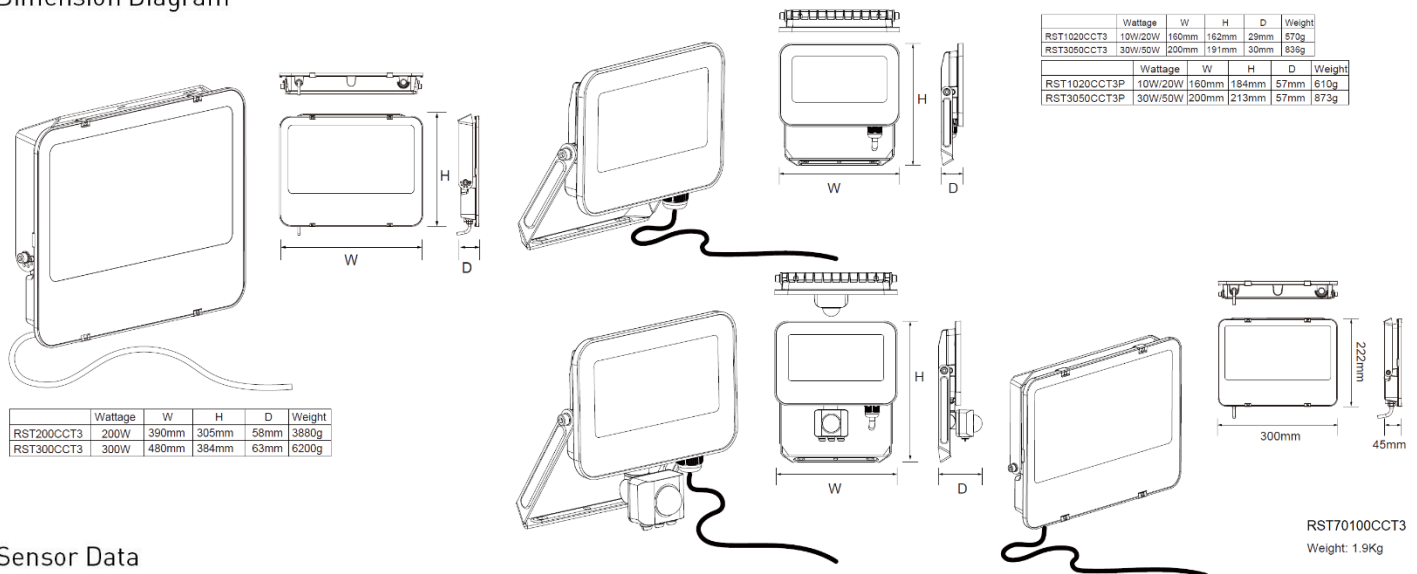


Diagram for RST300CCT3-04 in 4000K. Other diagrams available on request

Dimension Diagram



Sensor Data

Time Off Delay:	5sec to 10min
Illuminance Switching Range:	10lx to 2000lx
Sensitivity Range (%):	NA
Mounting Height (max):	3.5m
Detection Zone Diameter (max):	12m

PLEASE NOTE: INFORMATION IN THIS DOCUMENT MAY BE SUBJECT TO CHANGE WITHOUT PRIOR NOTICE

IRE: TEL: +353 1 709 9000
 UK: TEL: 0800 973 220
 AUS: TEL: +61 7 3890 5444
 NZ: TEL: +64 03 668 5285

WEB: ROBUS.COM
 WEB: ROBUS.COM
 WEB: ROBUS.COM.AU
 WEB: ROBUSLED.CO.NZ

LED GROUP EUROPE · UK · AUSTRALIA · NEW ZEALAND · ASIA · MIDDLE EAST · AFRICA