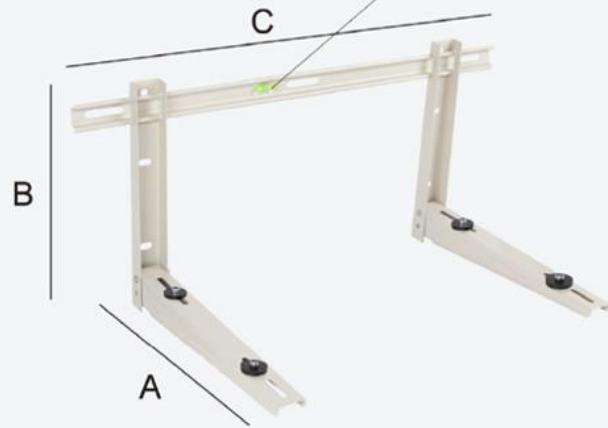



Heavy Duty Wall Bracket



HOT GALVANIZED

Built in spirit level



x 2



x 4



x 4



x 3



65 mm x 2
35 mm x 4



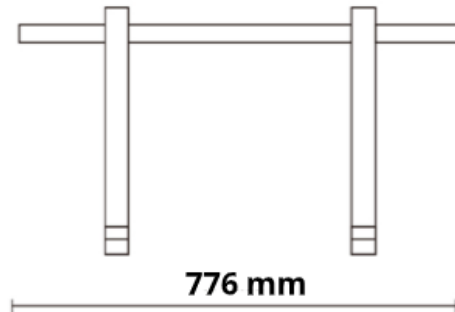
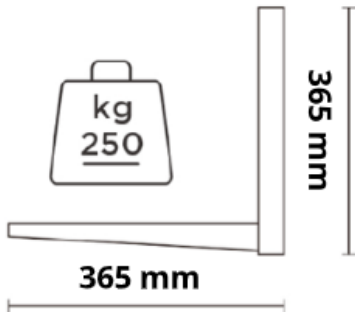
x 6



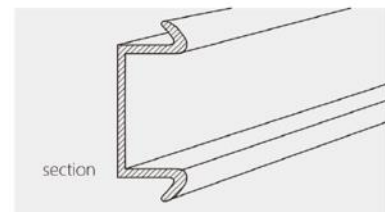
x 3



85 mm x 3



DIMENSIONS AND LOADING CAPACITY



Cross Bar equipped with built in spirit level with very easy installation. Hot galvanized to ensure longevity & service life. OEM packaging.

TECHNICAL DATA

Product Code	A(mm)	B(mm)	C(mm)	Load Capacity
CW450	450	365	780	180Kg
CW550	550	450	780	250Kg