

C25F3

Circuit breaker basic frame, ComPacT
NSX250F, 36kA/415VAC, 3 poles, 250A frame
rating, without trip unit



Main

Range	ComPacT new generation
Product name	ComPacT NSX new generation
Device short name	NSX250F
Product or component type	Basic frame
Device application	Distribution
Poles description	3P
[In] rated current	250 A at 40 °C
[Ue] rated operational voltage	690 V AC 50/60 Hz conforming to IEC 60947-2
Network type	AC
Network frequency	50/60 Hz
Suitability for isolation	Yes conforming to EN/IEC 60947-2
Utilisation category	Category A
[Icu] rated ultimate short-circuit breaking capacity	85 KA at 240 V AC 50/60 Hz conforming to UL 508 22 KA Icu at 525 V AC 50/60 Hz conforming to IEC 60947-2 35 KA Icu at 440 V AC 50/60 Hz conforming to IEC 60947-2 36 KA Icu at 380/415 V AC 50/60 Hz conforming to IEC 60947-2 8 KA Icu at 660/690 V AC 50/60 Hz conforming to IEC 60947-2 85 KA Icu at 220/240 V AC 50/60 Hz conforming to IEC 60947-2 35 KA at 480 V AC 50/60 Hz conforming to UL 508 30 KA Icu at 500 V AC 50/60 Hz conforming to IEC 60947-2 15 kA at 600 V AC 50/60 Hz conforming to UL 508
Performance level	F 36 kA 415 V AC
Control type	Toggle
Mounting mode	Fixed

Complementary

[Ui] rated insulation voltage	800 V AC 50/60 Hz conforming to IEC 60947-2
[Uimp] rated impulse withstand voltage	8 kV conforming to IEC 60947-2
[Ics] rated service short-circuit breaking capacity	35 KA at 440 V AC 50/60 Hz conforming to IEC 60947-2 36 KA at 380/415 V AC 50/60 Hz conforming to IEC 60947-2 85 KA at 220/240 V AC 50/60 Hz conforming to IEC 60947-2 22 KA at 525 V AC 50/60 Hz conforming to IEC 60947-2 30 KA at 500 V AC 50/60 Hz conforming to IEC 60947-2 8 kA at 660/690 V AC 50/60 Hz conforming to IEC 60947-2
Mechanical durability	20000 cycles conforming to IEC 60947-2
Electrical durability	10000 Cycles 440 V AC 50/60 Hz In conforming to IEC 60947-2 10000 Cycles 690 V AC 50/60 Hz In/2 conforming to IEC 60947-2 20000 Cycles 440 V AC 50/60 Hz In/2 conforming to IEC 60947-2 5000 cycles 690 V AC 50/60 Hz In conforming to IEC 60947-2
Mounting support	Backplate
Upside connection	Front
Downside connection	Front
Connection pitch	35 mm
Protection type	Without protection
Width (W)	105 mm

The information provided in this documentation contains general descriptions and/or technical characteristics of the performance of the products contained herein. This documentation is not intended as a substitute for and is not to be used for determining suitability or reliability of these products for specific user applications. It is the duty of any such user or integrator to perform the appropriate and complete risk analysis, evaluation and testing of the products with respect to the relevant specific application or use thereof. Neither Schneider Electric Industries SAS nor any of its affiliates or subsidiaries shall be responsible or liable for misuse of the information contained herein.

Height (H)	161 mm
Depth (D)	86 mm





Environment

Standards	EN/IEC 60947-2 UL 508
Product certifications	CSA UL
Pollution degree	3 conforming to IEC 60664-1
IP degree of protection	IP40 conforming to IEC 60529
IK degree of protection	IK07 conforming to IEC 62262
Ambient air temperature for operation	-25...70 °C
Ambient air temperature for storage	-50...85 °C

Packing Units

Unit Type of Package 1	PCE
Number of Units in Package 1	1
Package 1 Weight	1.58 kg
Package 1 Height	14 cm
Package 1 width	11.2 cm
Package 1 Length	19.2 cm
Unit Type of Package 2	P12
Number of Units in Package 2	56
Package 2 Weight	107.0 kg
Package 2 Height	42.5 cm
Package 2 width	80 cm
Package 2 Length	120 cm
Unit Type of Package 3	S03
Number of Units in Package 3	7
Package 3 Weight	11.434 kg
Package 3 Height	30 cm
Package 3 width	30 cm
Package 3 Length	40 cm

Offer Sustainability

REACH Regulation	 REACH Declaration
EU RoHS Directive	Compliant  EU RoHS Declaration
Mercury free	Yes
RoHS exemption information	 Yes
China RoHS Regulation	 China RoHS Declaration