

UMBRA CORE IP65

EV-UMBRA-CORE-IP65-1200-EM-TRI

Core IP65 Weatherproof Batten, Dual Power, Tri-CCT

FEATURES

- Tri-colour selection
- Selectable output power
- Increased ambient temperature of 40 degrees
- IP65 weatherproof rating and IK08 impact rating
- High efficiency design >130lm/W
- Excellent LED lifetime for energy efficient lighting designs



ORDERING INFORMATION	
Order code	12139
Description	UMBRA CORE 1200mm LED Emergency Batten - Tri CCT
Driver Power	40 W
Driver Type	Fixed output
Item Code	EV-UMBRA-CORE-IP65-1200-EM-TRI

MECHANICAL	
Body Material	Polycarbonate
Diffuser Material	Polycarbonate
Fitting Colour	Grey
IK Rating	IK08
Installation Type	Surface mount
IP Rating	IP65

ELECTRICAL	
Electrical Rating	Class I
Input Current	0.16 A
Input Frequency	50 Hz
Input voltage	230Vac
In Australia the Input voltage is defined as 230Vac -6%/+10%. This effectively means that the voltage range of these products are 216Vac - 253Vac or 240V +6%	
Maximum Wattage	32 W
Power Factor	0.95

Standby Power	1 W
Standby power for non-maintained/switched maintained emergency devices is measured when the light is off and the charger is in standby mode. For maintained emergency devices, standby power is measured when the light is on and the charger is in standby mode. Typically, charging occurs for the first 16 hours after the device is powered or after a battery discharge.	
Switch Type	Inline
Working Temp Range	0 to 40 °C

LAMP	
Macadam Steps (SDCM)	6-step MacAdam Ellipse
CCT Configuration	TRI-CCT
CRI	>80
Lamp/LED Current	300 mA
Lamp/LED voltage	99 V
System Efficiency	134 lm/W

LED LIFETIME		
LED Lifetime	>72000 hrs	
This is the Reported LED Lifetime in Hours based on TM-21. Ektor does not list the projected or calculated LED lifetime, which is normally longer as TM-21 Addendum B explicitly states "The Calculated and Projected Lp(Dk) are not to be reported". This Lifetime refers to the life of a single LED however the system life is longer since the probability and binomial distribution of all LEDs in the system means that the average led is performing above the specification and compensates for the LEDs falling below.		
Ambient Temp (°C)	25 °C	40 °C
L90B10	40000 hrs	38000 hrs
L80B10	>72000 hrs	>72000 hrs
L70B10	>72000 hrs	>72000 hrs

This rating defines the performance of the led within its lifetime. L relates to lumen depreciation, where the proceeding number gives the resultant lumen output at the end of it reported lifetime. L70, would mean 30% lumen depreciation which means 70% of its initial output and is tested accordingly to



TM-21. The B part refers to failures, which can be define as the percentage of LEDs which fall below the L value in the projected lifetime. A value of B10 refers to 10% failure and a value of B50 refers to 50% failure. After the defined lifetime, the system will reach the defined lumen depreciation and the average led failures is defined by the B rating. The B rating is defined in and tested to IEC62717.

TM-21 Test Hours	12000 hrs
-------------------------	-----------

COLOUR TEMPERATURE

CCT	4000 K
LED Wattage	32 W
System Lumens	4080 lm

All photometric data has a tolerance of ±10%.

DRIVER

Dimmable	No
Driver Included	Yes
Integrated Driver	No
Driver Mode	Constant Current
Driver Type	Fixed output
Wiring Type	Re-wireable terminal block (4 pin)

EMERGENCY (EM SUFFIX)

Replacement Battery Code	18096
Emergency Classification	C0:D40, C90:D20
Emergency Duration	90 mins
Emergency Lumen Output	250 lm
Emergency Mode	Combined
Emergency Output Power	2000 mW

COMPLIANCE

Product Design Life	6 years
The product design life relates to the total product life which includes LEDs, drivers and the enclosure. This is different to the LED lifetime which only refers to the economical lifetime of the LEDs at which time the lumen output has dropped below the L Value. The product design life is calculated at the maximum ambient or working temperature of the product and takes into account the Daily Use.	
Daily Use	12 hrs
The Daily Use is the recommended time required to meet the product's design life. Installations can exceed this time, however the product design life will be reduced proportionally.	
Standards	AS/NZS 60598.1 AS 60598.2.22 AS/NZS 61347.1 AS/NZS 61347.2.13 AS CISPR 15 AS/NZS 2293.3

WARRANTY

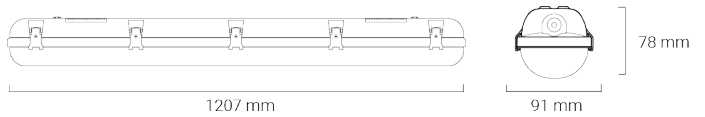
Commercial Use Warranty	5 RTB (Total 5 Years)
Warranty Operating Hours	15000 hrs
This product is provided with a warranty up until the stated warranty period or until the stated warranty operating hours has been reached (whichever occurs first).	

DIMENSIONS

Product Height	78 mm
Product Length	1207 mm
Product Width	91 mm

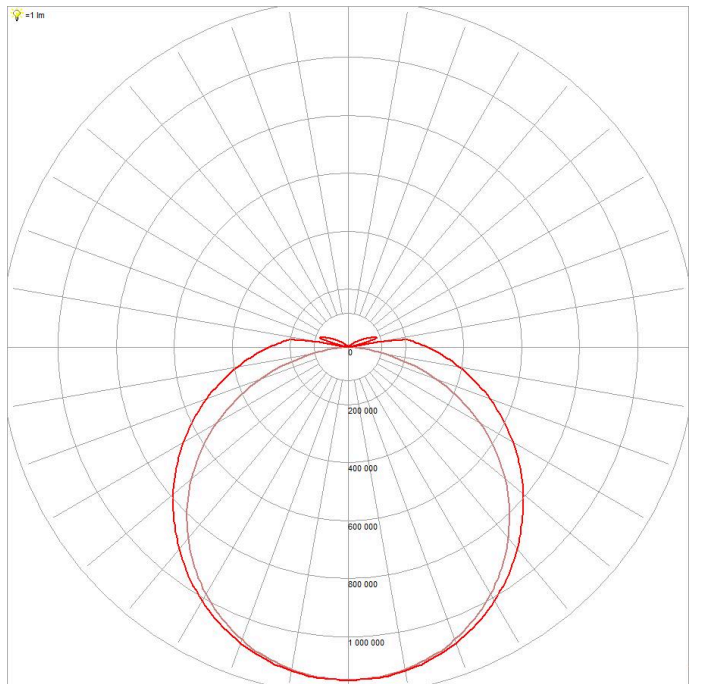
LINE DRAWINGS

EV/UMBRA/CORE/IP65/1200/EM/TRI

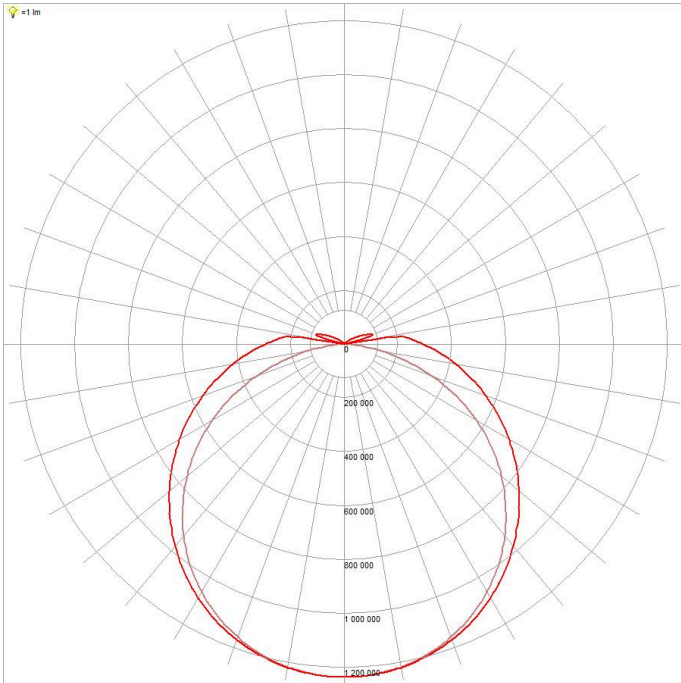


PHOTOMETRICS

EV/UMBRA/CORE/IP65/1200/4000K



EV/UMBRA/CORE/IP65/1200/5000K



EV/UMBRA/CORE/IP65/1200/6500K

