

EV-UMBRA-CORE-IP65-1200-TRI

Core IP65 Weatherproof Batten, Dual Power, Tri-CCT

FEATURES

- Tri-colour selection
- Selectable output power
- Increased ambient temperature of 40 degrees
- IP65 weatherproof rating and IK08 impact rating
- High efficiency design >130lm/W
- Excellent LED lifetime for energy efficient lighting designs



ORDERING INFORMATION	
Order code	12138
Description	UMBRA CORE 1200mm LED Batten - Tri CCT
Driver Power	40 W
Driver Type	Fixed output
Item Code	EV-UMBRA-CORE-IP65-1200-TRI

MECHANICAL	
Body Material	Polycarbonate
Diffuser Material	Polycarbonate
Fitting Colour	Grey
IK Rating	IK08
Installation Type	Surface mount
IP Rating	IP65

ELECTRICAL	
Electrical Rating	Class I
Input Current	0.16 A
Input Frequency	50 Hz
Input voltage	230Vac
In Australia the Input voltage is defined as 230Vac -6%/+10%. This effectively means that the voltage range of these products are 216Vac - 253Vac or 240V +6%	
Maximum Wattage	32 W
Power Factor	0.95
Switch Type	Inline
Working Temp Range	0 to 40 °C

LAMP	
Macadam Steps (SDCM)	6-step MacAdam Ellipse
CCT Configuration	TRI-CCT
CRI	>80
Lamp/LED Current	300 mA
Lamp/LED voltage	99 V
System Efficiency	134 lm/W



LED LIFETIME

LED Lifetime >72000 hrs

This is the Reported LED Lifetime in Hours based on TM-21. Ektor does not list the projected or calculated LED lifetime, which is normally longer as TM-21 Addendum B explicitly states "The Calculated and Projected Lp(Dk) are not to be reported". This Lifetime refers to the life of a single LED however the system life is longer since the probability and binomial distribution of all LEDs in the system means that the average led is performing above the specification and compensates for the LEDs falling below.

TM-21 Test Hours 12000 hrs

COLOUR TEMPERATURE

CCT 4000 K

LED Wattage 32 W

System Lumens 4080 lm

All photometric data has a tolerance of $\pm 10\%$.

DRIVER

Dimmable No

Driver Included Yes

Integrated Driver No

Driver Mode Constant Current

Driver Type Fixed output

Wiring Type Re-wireable terminal block (3 pin)

COMPLIANCE

Product Design Life 6 years

The product design life relates to the total product life which includes LEDs, drivers and the enclosure. This is different to the LED lifetime which only refers to the economical lifetime of the LEDs at which time the lumen output has dropped below the L Value. The product design life is calculated at the maximum ambient or working temperature of the product and takes into account the Daily Use.

Daily Use 12 hrs

The Daily Use is the recommended time required to meet the product's design life. Installations can exceed this time, however the product design life will be reduced proportionally.

Standards
 AS/NZS 60598.1
 AS/NZS 60598.2.1
 AS CISPR 15
 AS/NZS 61347.1
 AS/NZS 61347.2.13

WARRANTY

Commercial Use Warranty 3 RTB (Total 3 Years)

Warranty Operating Hours 15000 hrs

This product is provided with a warranty up until the stated warranty period or until the stated warranty operating hours has been reached (whichever occurs first).

DIMENSIONS

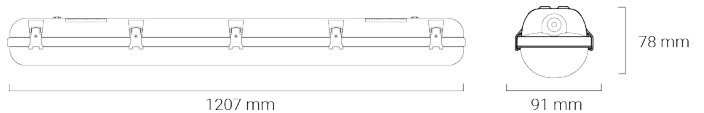
Product Height 78 mm

Product Length 1207 mm

Product Width 91 mm

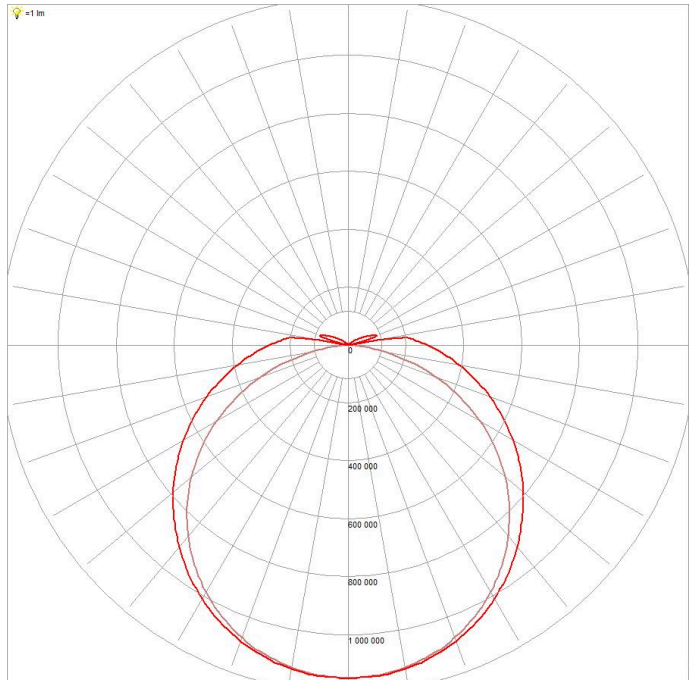
LINE DRAWINGS

EV/UMBRA/CORE/IP65/1200/EM/TRI

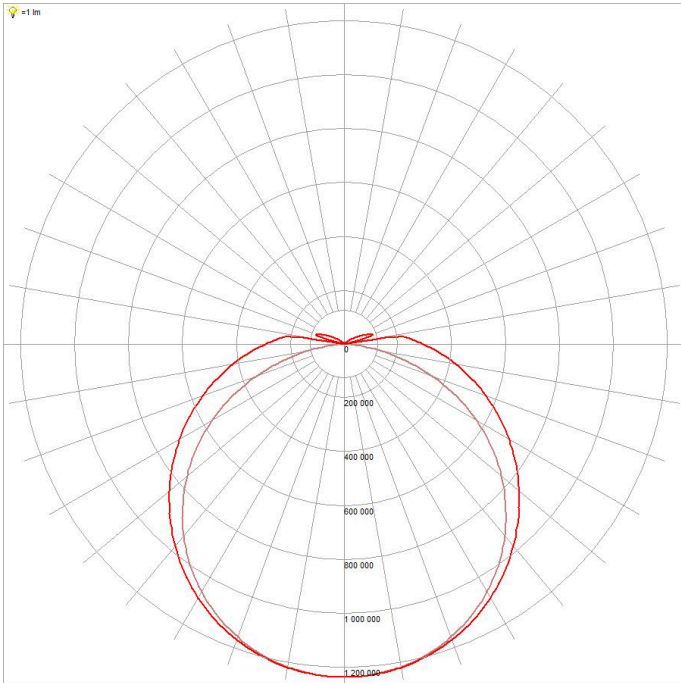


PHOTOMETRICS

EV/UMBRA/CORE/IP65/1200/4000K



EV/UMBRA/CORE/IP65/1200/5000K



EV/UMBRA/CORE/IP65/1200/6500K

