



# LED VALUE WATTAGE SWITCH TRI CCT PANEL



# LED VALUE WATTAGE SWITCH TRI CCT PANEL

**The LEDVANCE Value Wattage Switch TRI CCT Panel family offers two wattages per fitting, each with three light colours thanks to easy-to-use dip switches, offering a choice 3000K, 4000K or 6500K. Achieving a high luminous flux of up to 6600lm (0612) with an efficacy of 110lm/W. The value panel range can be surface mounted, recessed or suspended making it the ideal replacement for traditional troffers fittings in commercial applications.**

## **Multiple CCTs**

Offers in 3 different CCTs to fulfill different application needs. (3000K/4000K/6500K)

## **Professional optical design**

Professional optical designed for better uniformed distribution of light thanks to high quality LED chips

## **Applications**

Suitable for offices, reception areas and corridors, meeting both commercial and domestic requirements

## **Easy installation**

Whether installing within in a T-Bar ceiling or suspending, LEDVANCE WATTAGE SWITCH TRI CCT PANELS and accessories are designed for a quick and easy installation

## **High performance**

High efficacy of up to 110lm/W offering substantial cost reduction thanks to LED technology

## **Lifetime**

Long lifetime of up to 70,000 hrs implying over 15 years of use, if switched on for 12 hours a day. All LEDVANCE panels come with 5-year warranty or 70,000hrs as standard.



## PRODUCT AESTHETICS

- Slim and stylish design
- Available in 4 sizes and dual wattages
- Complete with 1.5m flex and plug


### Key Sellers

<b>Wattage</b>	36W	36W
<b>Model</b>	LDVPAN031236/30WTRI	LDVPAN060636/30WTRI
<b>Lumens</b>	3900lm	3900lm
<b>Lm/W</b>	110	110
<b>CCT</b>	3000K/4000K/6500K	3000K/4000K/6500K


### AVAILABLE SIZES



20/15W  
292MM X 295MM X 35MM



36/30W  
295MM X 1195MM X 35MM



36/30W  
595MM X 595MM X 35MM

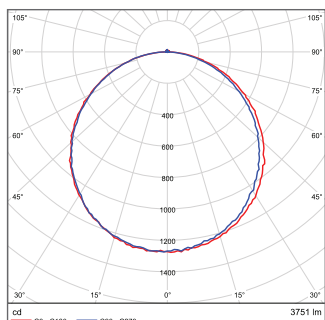


60/50W  
595MM X 1195MM X 35MM

# TECHNICAL INFORMATION

## Photometrics

(example of LDVPAN031236/30WTRI)



## Application

Indoor commercial and domestic use

## High performance

Up to 110lm/W with a 5 year warranty

## Slim design

Shallow recess of 35mm

## Wattage switch

Two power options available for energy saving

## Easy installation

Complete with 1.5m flex and plug

## TRI CCT

Available in 3000K, 4000K, and 6500K

## Mounting options

Recess, surface mount and suspension available (sold separately)

## Lifetime

70000hr lifetime (L70/25°C)


5-years  
warranty

IP40/20

TRI  
CCT

70000h

Key Model	LDVPAN030620/15WTRI	LDVPAN031236/30WTRI	LDVPAN060636/30WTRI	LDVPAN061260/50WTRI
Lumens	2200/1650	3960/3300	3960/3300	6600/5500
Lm/W	110	110	110	110
CCT	3000/4000/6500	3000/4000/6500	3000/4000/6500	3000/4000/6500
IP	40/20	40/20	40/20	40/20
CRI	80	80	80	80
Lifetime (L70 B50 @ 35°C)	70000	70000	70000	70000
Operating temperature	..-10° - +50°	..-10° - +50°	..-10° - +50°	..-10° - +50°
Beam angle	120°	120°	120°	120°
Length (mm)	295	295	595	595
Width (mm)	595	1195	595	1195
Height (mm)	35	35	35	35
Finish	White	White	White	White
PF	0.9	0.9	0.9	0.9
Dimmable	No	No	No	No
Housing Material	SPCC	SPCC	SPCC	SPCC
Warranty	5 Years	5 Years	5 Years	5 Years





Full product offering, please see the ordering information page

# ORDERING INFORMATION



Product name	EAN10	Model Number	Wattage	Lumens	CCT	CRI	IP	IK	Beam °	UGR	Lifetime (hrs)	lm/W	Length (mm)	Width (mm)	Height (mm)	Weight (g)	Dimmable	Material	Product colour	Warranty
LDVAL PANEL 0306 20/15W TRI G3 LEDV	4058075693999	LDVPAN030620/15WTRI	20/15	2200/1650	3000/4000/6500	80	40/20	02	120	22	70,000	110	295	595	35	980	No	SPCC	White	5 years
LDVAL PANEL 0312 36/30W TRI G3 LEDV	4058075694019	LDVPAN031236/30WTRI	36/30	3960/3300	3000/4000/6500	80	40/20	02	120	22	70,000	110	295	1195	35	1970	No	SPCC	White	5 years
LDVAL PANEL 0606 36/30W TRI G3 LEDV	4058075694033	LDVPAN060636/30WTRI	36/30	3960/3300	3000/4000/6500	80	40/20	02	120	22	70,000	110	595	595	35	1810	No	SPCC	White	5 years
LDVAL PANEL 0612 60/50W TRI G3 LEDV	4058075694057	LDVPAN061260/50WTRI	60/50	6600/5500	3000/4000/6500	80	40/20	02	120	22	70,000	110	595	1195	35	3650	No	SPCC	White	5 years



## ABOUT LEDVANCE

With offices in more than 50 countries and business activities in more than 140 countries, LEDVANCE is one of the world's leading general lighting providers for professional users and end consumers. Having emerged from the general lighting business of OSRAM GmbH, LEDVANCE offers a wide-ranging assortment of LED luminaires for a broad spectrum of application areas, intelligent lighting products for Smart Homes and Buildings, one of the largest LED lamps portfolios in the industry as well as traditional light sources.



# LEDVANCE

LEDVANCE PTY LTD  
Head Office  
Suite 2.1A 394 Lane Cove Road  
Macquarie Park NSW 2113  
Phone 1300 467 726  
[www.ledvance.com.au](http://www.ledvance.com.au)