




Mile




The Mile is a surface-mount LED jumbo exit sign perfect for larger viewing distance applications.












Features

-  40m viewing distance
-  1x Running man decal included
-  LiFePO₄ lithium battery

Accessories

-  L Arrow Decal: PIC-EX-L-MILE-40
-  R Arrow Decal: PIC-EX-R-MILE-40
-  Run Decal: PIC-EX-RUN-MILE-40

| |  |  |  |
|--------------------------|---|--|---|
| ORDER CODE | MILE-40-EM | MILE-40-ST | MILE-40-LR |
| WARRANTY | 3 Years | 5 Years | 5 Years |
| TRADITIONAL DROP TEST |  |  |  |
| APP SCHEDULED TESTING | |  |  |
| REMOTE SCHEDULED TESTING | | |  |



Download the Elumen app



Device Specifications

OPERATIONAL INFORMATION

| | |
|-----------------------------|------------------|
| VOLTAGE | 220 - 240VAC |
| FREQUENCY | 50Hz |
| CRI | 80 |
| POWER CONSUMPTION | 6W |
| RATED DURATION | > 2 hours |
| AMBIENT TEMPERATURE | 1°C - 40°C |
| IP RATING | IP20 |
| VIEWING DISTANCE | 40m |
| MOUNTING TYPE | Surface Mounting |
| OPERATING MODE | Maintained |
| EMERGENCY LIGHT SOURCE LIFE | 100,000 hours |

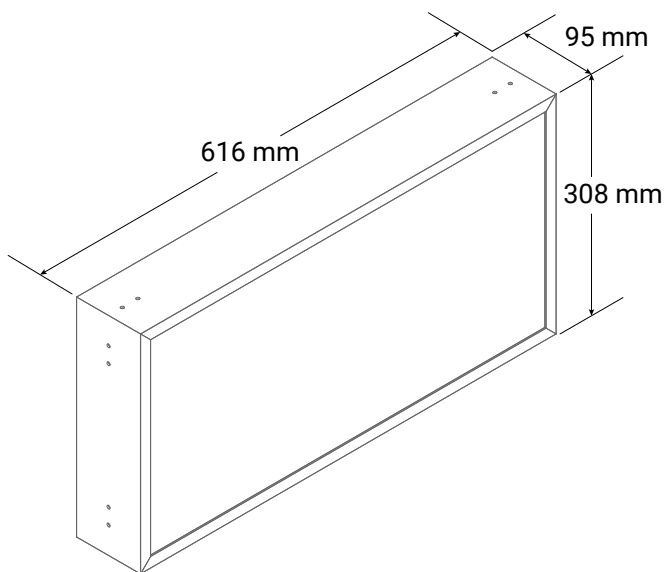
CONSTRUCTION, DIMENSIONS AND WEIGHT

| | |
|-------------------|---|
| CONSTRUCTION | White Powder Coated Steel Body, Acrylic Decal |
| WEIGHT | 4.7 kg |
| CARTON QTY | 1 |
| CARTON DIMENSIONS | 645mm x 115mm x 325mm |
| CARTON WEIGHT | 4.85kg |


COMPLIANCE AND TESTING

| | |
|-----------|--|
| STANDARDS | AS/NZS 2293.3 AS/NZS 60598.2.2 AS/NZS CISPR 15 |
|-----------|--|

Product Drawing



ORTHOGRAPHIC DRAWING



MOUNTING INFORMATION