

## Product data sheet

### Characteristics

# MX9MC102

Miniature circuit-breaker (MCB), MAX9, 1P, 2A, C Curve, 6000A, 240/415V, distribution



### Main

Range	MAX9
Product or component type	Miniature circuit-breaker
Device application	Distribution
Poles description	1P
Number of protected poles	1
[In] rated current	2 A at 30 °C
Network type	AC
Network frequency	50/60 Hz
[Ue] rated operational voltage	240/415 V AC 50/60 Hz
Curve code	C
Magnetic tripping limit	5...10 x In
Colour	White (RAL 9003)

### Complementary

Breaking capacity	6000 A Icn at 240 V AC 50/60 Hz conforming to AS/NZS 60898
[Ics] rated service breaking capacity	6000 A 100 % - 240 V AC 50/60 Hz
Limitation class	3
[Uimp] rated impulse withstand voltage	4 kV
[Ui] rated insulation voltage	500 V
Suitability for isolation	Yes
Contact position indicator	Yes
Control type	Toggle
Local signalling	ON/OFF indication
9 mm pitches	2
Height	85 mm
Width	18 mm
Embedding depth	44 mm
Depth	75 mm
Product weight	125 g
Mechanical durability	20000 cycles
Electrical durability	10000 cycles 240 V
Heat dissipation	1.9 W
Provision for padlocking	Padlockable
Connections - terminals	Tunnel type terminals (top or bottom) 1...16 mm <sup>2</sup> flexible Tunnel type terminals (top or bottom) 1...25 mm <sup>2</sup> rigid
Wire stripping length	14 mm for top or bottom connection
Tightening torque	2 N.m
Grid distance	45 mm

The information provided in this documentation contains general descriptions and/or technical characteristics of the performance of the products contained herein. This documentation is not intended as a substitute for and is not to be used for determining suitability or reliability of these products for specific user applications. It is the duty of any such user or integrator to perform the appropriate and complete risk analysis, evaluation and testing of the products with respect to the relevant specific application or use thereof. Neither Schneider Electric Industries SAS nor any of its affiliates or subsidiaries shall be responsible or liable for misuse of the information contained herein.




## Environment

Quality labels	RCM
IP degree of protection	IP20
Pollution degree	2
Overvoltage category	III
Tropicalisation	Severity B conforming to IEC 60068-2-30
Relative humidity	95 % at 55 °C
Operating altitude	0...2000 m
Ambient air temperature for operation	-25...70 °C
Ambient air temperature for storage	-40...85 °C
Temperature derating table	70 °C ( 1.59 A ) 65 °C ( 1.65 A ) 60 °C ( 1.71 A ) 55 °C ( 1.76 A ) 50 °C ( 1.81 A ) 45 °C ( 1.86 A ) 40 °C ( 1.91 A ) 35 °C ( 1.95 A ) 30 °C ( 2 A ) 25 °C ( 2.04 A ) 20 °C ( 2.09 A ) 15 °C ( 2.13 A ) 10 °C ( 2.17 A ) 5 °C ( 2.22 A ) 0 °C ( 2.26 A ) -5 °C ( 2.3 A ) -10 °C ( 2.34 A ) -15 °C ( 2.37 A ) -20 °C ( 2.41 A ) -25 °C ( 2.45 A )

## Packing Units

Unit Type of Package 1	PCE
Number of Units in Package 1	1
Package 1 Weight	106 g
Package 1 Height	7.2 cm
Package 1 width	8.5 cm
Package 1 Length	1.8 cm
Unit Type of Package 2	BB1
Number of Units in Package 2	12
Package 2 Weight	1.364 kg
Package 2 Height	8 cm
Package 2 width	22 cm
Package 2 Length	9.85 cm
Unit Type of Package 3	S03
Number of Units in Package 3	84
Package 3 Weight	10.248 kg
Package 3 Height	30 cm
Package 3 width	30 cm
Package 3 Length	40 cm

## Offer Sustainability

REACH Regulation	 <a href="#">REACH Declaration</a>
REACH free of SVHC	Yes
EU RoHS Directive	Compliant  <a href="#">EU RoHS Declaration</a>
Mercury free	Yes
RoHS exemption information	 <a href="#">Yes</a>

---

China RoHS Regulation

 [China RoHS Declaration](#)

---

Environmental Disclosure

 [Product Environmental Profile](#)

---