



LED VALUE  
TRI WATTAGE  
CHANGE  
BATTEN G2



# LED VALUE TRI WATTAGE CHANGE BATTEN

**The LEDVANCE LED VALUE BATTEN G2 is available in TRI CCT with dual wattage switch for ultimate versatility in one fitting. As a direct replacement for T5 and T8 fluorescent tubes, these LED Battens, available in both wide and narrow, are ideal for either commercial or residential spaces. Further functions available to suit your application needs such as DALI, Emergency and Microsensors**

## **Practical design**

Lightweight and modern aesthetics thanks to opal diffuser offering sleek design in two widths

## **Easy installation**

6mm terminal blocks and centralised cable entry hole on backplate

## **Multiple functions**

LED Value Battens are available in On/Off, DALI, Emergency and Microsensor options (excludes wide version)

## **Applications**

Suitable all dry indoor applications, such as corridors, schools, and other commercial areas

## **High performance**

High efficacy of 100lm/W offering substantial cost reduction thanks to LED technology

## **Lifetime**

Long lifetime of up to 50,000 hrs implying over 11 years of use, if switched on for 12 hours a day. All LED VALUE battens come with 5- year warranty or 30-50,000hrs as standard.



## PRODUCT AESTHETICS


- Narrow and wide versions available
- Available in TRI CCT (3000K, 4000K and 5700K) and dual wattage function
- Large terminal block for easy installation

### Key Sellers


Wattage	20/12W	40/22W	40/22W
Model	LDVBAT6001220TRI	LDVBAT12002240WTRI	LDVBAT6001220WTRIWIDE
Lumens	2000/1200	4000/2200	4000/2200
Lm/W	100	100	100
CCT	3000/4000/5700	3000/4000/5700	3000/4000/5700




## AVAILABLE SIZES




LDVBAT6001220TRI  
L600MM X W75MM X D73MM



LDVBAT6001220TRIWIDE  
L610MM X W160MM X D62MM



LDVBAT12002240WTRI  
L1185MM X W75MM X D73MM

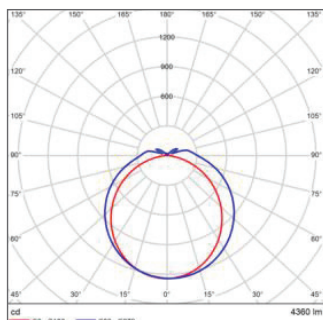


LDVBAT12002240WTRIWIDE  
L1200MM X W160MM X D62MM

# TECHNICAL INFORMATION

## Photometrics

(Example of LDVBAT12002240WTRI)



## Easy installation

6mm terminal blocks

## TRI colour

Available in 3000K, 4000K and 5700K

## Multiple functions

On/off, DALI dimmable, Emergency and Microsensor options available

## High performance

100lm/W with a 5-year warranty

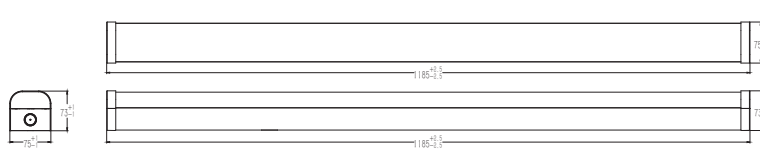


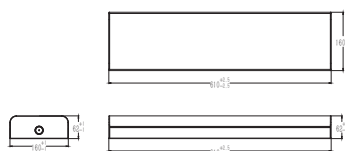
## Lifetime

Up to 50,000hrs



Key Model	LDVBAT6001220TRI	LDVBAT12002240WTRI	LDVBAT12002240WTRIWIDE	LDVBAT120040WTRIDALI	LDVBAT12002240WTRIEM
Lumens	1100/2200	2420/4400	2420/4400	2420/4400	2420/4400
Lm/W	90/100	90/100	90/100	90/100	90/100
CCT	3000/4000/5700	3000/4000/5700	3000/4000/5700	3000/4000/5700	3000/4000/5700
IP	20	20	20	20	20
CRI	80	80	80	80	80
Lifetime (L70 B50 @ 35°)	50000	50000	30000	50000	50000
Operating temperature	..-20° - +40°	..-20° - +40°	..-20° - +40°	..-20° - +40°	..-20° - +40°
Beam angle	120°	120°	120°	120°	120°
Length (mm)	600	1185	1200	1185	1185
Width (mm)	75	75	160	75	75
Height (mm)	73	73	62	73	73
Finish	White	White	White	White	White
PF	0.9	0.9	0.9	0.9	0.9
Dimmable	No	No	No	DALI	No
Housing material	SPCC	SPCC	SPCC	SPCC	SPCC
Warranty	5 Years	5 Years	5 Years	5 Years	5 Years*
Emergency	N/A	N/A	N/A	N/A	Maintained
Emergency duration type	N/A	N/A	N/A	N/A	180 min
Battery type	N/A	N/A	N/A	N/A	LiFePO4
Microsensor	Please check ordering table				

\*1 year warranty on battery



# ORDERING INFORMATION



Product name	EAN10	Model Number	Wattage	Lumens	CCT	CRI	IP	Beam °	Lifetime	lm/W	Length (mm)	Width (mm)	Height (mm)	Weight (g)	Dimmable	Material	Product colour	Warranty
LDV BAT 600 12/20W TRI G2 6X1 AU LEDV	4058075603233	LDVBAT6001220WTRI	20/12W	1100/2200	3000/4000/5700	80	20	120	50000	90/100	600	75	73	880	N/A	SPCC	White	5 years
LDV BAT 1200 22/40W TRI G2 6X1 AU LEDV	4058075616493	LDVBAT12002240WTRI	40/22W	2420/4400	3000/4000/5700	80	20	120	50000	90/100	1185	75	73	1700	N/A	SPCC	White	5 years
LDV BAT 600 12/20WTRI WIDEG2 6X1AU LEDV	4058075616516	LDVBAT6001220WTRIWIDE	20/12W	1100/2200	3000/4000/5700	80	20	120	30000	90/100	610	160	62	880	N/A	SPCC	White	5 years
LDV BAT 1200 22/40WTRIWIDEG2 6X1AU LEDV	4058075616530	LDVBAT12002240WTRIWIDE	40/22W	2420/4400	3000/4000/5700	80	20	120	30000	90/100	1200	160	62	1700	N/A	SPCC	White	5 years
LDV BAT 1200 22/40W TRI EMG2 6X1AU LEDV	4058075616554	LDVBAT12002240WTRIEM	40/22W	2420/4400	3000/4000/5700	80	20	120	50000	90/100	1185	75	73	1700	N/A	SPCC	White	5 years*
LDV BAT 1200 40W TRI DALI G2 6X1AU LEDV	4058075616578	LDVBAT120040WTRIDALI	40W	4400	3000/4000/5700	80	20	120	50000	90/100	1185	75	73	1700	DALI	SPCC	White	5 years
LDV BAT 1200 22/40W TRI MSG2 6X1AU LEDV	4058075616592	LDVBAT12002240WTRIMS	40/22W	2420/4400	3000/4000/5700	80	20	120	50000	90/100	1185	75	73	1700	N/A	SPCC	White	5 years

\*1 year warranty on battery

## ABOUT LEDVANCE

With offices in more than 50 countries and business activities in more than 140 countries, LEDVANCE is one of the world's leading general lighting providers for professional users and end consumers. Having emerged from the general lighting business of OSRAM GmbH, LEDVANCE offers a wide-ranging assortment of LED luminaires for a broad spectrum of application areas, intelligent lighting products for Smart Homes and Buildings, one of the largest LED lamps portfolios in the industry as well as traditional light sources.



# LEDVANCE

LEDVANCE PTY LTD  
Head Office  
Suite 2.1A 394 Lane Cove Road  
Macquarie Park NSW 2113  
Phone 1300 467 726  
[www.ledvance.com.au](http://www.ledvance.com.au)