

AT9456

8W GU10 LED Lamp. Dimmable with Lens

Features

- Energy efficient LED lamp
- Long Life
- No mercury Content
- Suitable replacement for halogen and incandescent lamps
- Suitable for use with dimmers



Mechanical

Adjustability	Fixed
Diffuser Material	Polycarbonate
Product Finish	Frosted
Fitting Colour	White
IC Rating	Non-IC
IP Rating	IP20

Electrical

Input Frequency (Hz)	50
Input voltage	230Vac
In Australia the Input voltage is defined as 230Vac -6%/+10%. This effectively means that the voltage range of these products are 216Vac - 253Vac or 240V +6%	
Maximum Wattage (w)	7
Power Factor	0.5
Switch Type	Inline
System Max Wattage (W)	7
Working Temp Range (C)	-20 to 40

Lamp

Beam Angle (Deg)	
AT9456/36/CW AT9456/36/DL AT9456/36/WW	36
AT9456/60/CW AT9456/60/DL AT9456/60/WW	60
Bulb Type	GU10
CCT Configuration	Single

CRI	>80
------------	-----

Globe Base	GU10
-------------------	------

Globe Included	Yes
-----------------------	-----

LED Lifetime (hr)	15000
--------------------------	-------

This is the Reported LED Lifetime in Hours based on TM-21. Atom does not list the projected or calculated LED lifetime, which is normally longer as TM-21 Addendum B explicitly states " The Calculated and Projected Lp(Dk) are not to be reported: This Lifetime refers to the life of a single LED however the system life is longer since the probability and binomial distribution of all LEDs in the system means that the average led is performing above the specification and compensates for the LEDs falling below.

Led Package	2835
--------------------	------

Number of Lamps	1
------------------------	---

Colour temperature

CCT (K)	
----------------	--

AT9456/36/CW AT9456/60/CW	4000
------------------------------	------

AT9456/36/DL AT9456/60/DL	5700
------------------------------	------

AT9456/36/WW AT9456/60/WW	3000
------------------------------	------

CCT Colour	
-------------------	--

AT9456/36/CW AT9456/60/CW	Cool White
------------------------------	------------

AT9456/36/DL AT9456/60/DL	Daylight
------------------------------	----------

AT9456/36/WW AT9456/60/WW	Warm White
------------------------------	------------

System Lumens (L)	700
--------------------------	-----



Driver

Dimmable	Yes
Driver Included	Yes
Integrated Driver	Yes
Driver Type	Dimmable (Phase cut)

Compliance

Standards	AS/NZS 62560 IEC/TR 62778 AS CISPR 15
-----------	---

Warranty

Commercial Use Warranty	1 (Yr) RTB
Maximum Use Daily (hr)	10
Domestic Use Warranty	1 (Yr) RTB
Operational Lifetime (hr)	15000
VIP Warranty (Yr)	2 RTB (Total 2 Years)

Dimensions

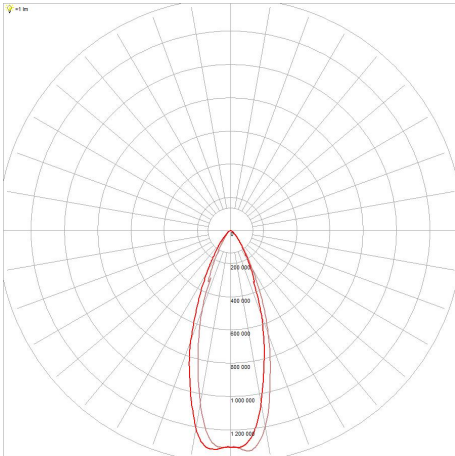
Product Height (mm)	54
Product Width (mm)	50

Ordering Information

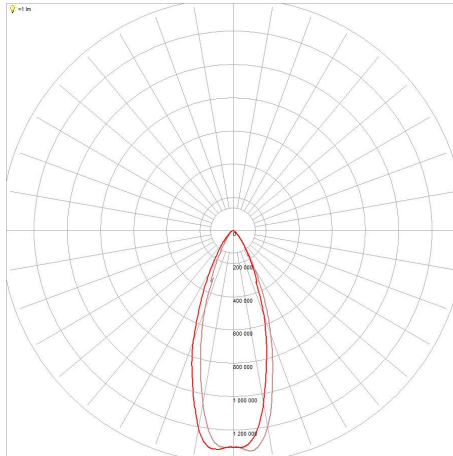
Order code	Item Code	Description
18645	AT9456/36/CW	8W GU10 LED LAMP 36° CW DIMMABLE
18646	AT9456/36/DL	8W GU10 LED LAMP 36° DL DIMMABLE
18644	AT9456/36/WW	8W GU10 LED LAMP 36° WW DIMMABLE
18648	AT9456/60/CW	8W GU10 LED LAMP 60° CW DIMMABLE
18649	AT9456/60/DL	8W GU10 LED LAMP 60° DL DIMMABLE
18647	AT9456/60/WW	8W GU10 LED LAMP 60° WW DIMMABLE

Photometrics

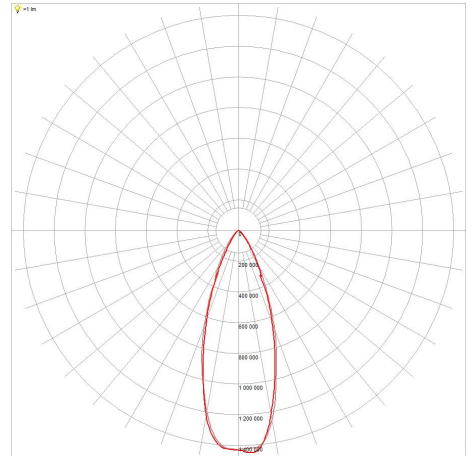
AT9456/60/WW



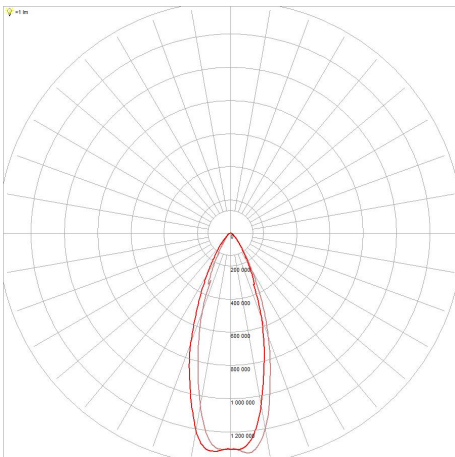
AT9456/60/DL



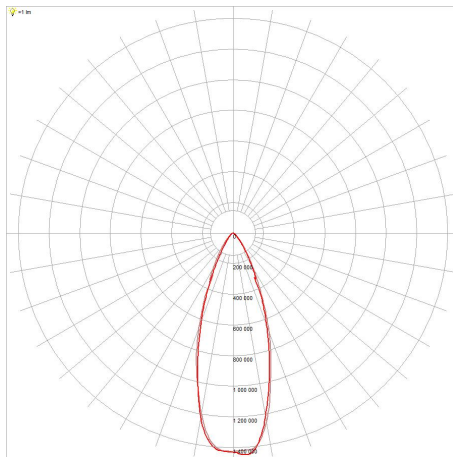
AT9456/36/CW



AT9456/36/WW



AT9456/36/DL



AT9456/60/CW

