



UMBRA PROFESSIONAL IP65

EV-UMBRA-PRO-IP65-600-S-LK

Professional IP65 Weatherproof Batten, DALI Tuneable White (DT8-Tc)

FEATURES

- Smartest and most feature inclusive batten on the market. Provides long life and unrivaled control.
- Tuneable white (DT8-Tc) driver and LED allows tuning of the white colour to suit the application or time of day.
- Flicker-free dimming throughout the dimming range which allows light level adjustment to gain maximum power savings.
- IP65 weatherproof rating and IK08 impact rating.
- LED lifetime >120,000 hours (L70), 90,000 hours (L80) and 43,000 hours (L90).
- 12 years design life at max. ambient
- Microwave sensor suitable for DALI-2 (IEC 62386-303) allows unlimited control on DALI-2 compliant control systems.
- Full support for DALI and DALI-2 (IEC 62386) DT6 (LED) and DT8 (Tuneable white).
- Corridor mode support in standalone mode to intelligently save power by turning off when there is no occupancy.
- Power monitoring (DT51) allows control systems to monitor and report active power and total power consumption.
- Built-in DALI-2 switch can be used for standalone control or unlimited control with DALI-2 compliant control systems.
- Lynk wireless control allows for remote test and monitoring and provides full lighting control (AS/NZS 62386-104).



ORDERING INFORMATION

Order code	12612
Description	Ektor Lynk Umbra 600mm LED IP65 batten w/sensor - PRO w/wireless
Driver Type	Wireless (IEC62386-104) with DT8 Dimmable
Wireless ~ Includes Wireless Driver with full support for DT6 and DT8-tc allowing flicker free dimming and colour control with compliant IEC62386-104 Application controllers.	
Item Code	EV-UMBRA-PRO-IP65-600-S-LK

MECHANICAL

Body Material	Polycarbonate
Diffuser Material	Polycarbonate
Fitting Colour	Grey
IK Rating	IK08
Installation Type	Surface mount
IP Rating	IP65



ELECTRICAL

Electrical Rating Class I

Input Frequency 50 Hz

Input voltage 230Vac

In Australia the Input voltage is defined as 230Vac -6%/+10%. This effectively means that the voltage range of these products are 216Vac - 253Vac or 240V +6%

Maximum Wattage 20 W

Power Factor 0.95

Standby Power 0.3 W

Standby power for non-maintained/switched maintained emergency devices is measured when the light is off and the charger is in standby mode. For maintained emergency devices, standby power is measured when the light is on and the charger is in standby mode. Typically, charging occurs for the first 16 hours after the device is powered or after a battery discharge.

Switch Type Inbuilt Mains Rated DALI Switch

A Terminal input has been provided to allow the wiring of a Main rated switch input. This input can be programmed to switch any controlled area when using a DALI-2 compliant control system. This input supports IEC62386-301 (momentary or rocker switches), IEC62386-302 (on /off switches) and IEC62386-303 (mains rated sensor inputs).

Working Temp Range 0 to 40 °C

LAMP

Macadam Steps (SDCM) 3-step MacAdam Ellipse

CCT Configuration TUNEABLE WHITE

Full support for DALI-2 DT8 has been provided which allows White colour control on a compliant DALI-2 control system. This function can be used to set a desired colour or to transition between colours depending on the time of day.

CRI >84

Lamp/LED Current 650 mA

Lamp/LED voltage 24 V

LED LIFETIME

LED Lifetime >120000 hrs

This is the Reported LED Lifetime in Hours based on TM-21. Ektor does not list the projected or calculated LED lifetime, which is normally longer as TM-21 Addendum B explicitly states "The Calculated and Projected Lp(Dk) are not to be reported". This Lifetime refers to the life of a single LED however the system life is longer since the probability and binomial distribution of all LEDs in the system means that the average led is performing above the specification and compensates for the LEDs falling below.

Ambient Temp (°C) 25 °C 40 °C

L90B10 43000 hrs 43000 hrs

L80B10 90000 hrs 90000 hrs

L70B10 >120000 hrs >120000 hrs

This rating defines the performance of the led within its lifetime. L relates to lumen depreciation, where the proceeding number gives the resultant lumen output at the end of it reported lifetime. L70, would mean 30% lumen depreciation which means 70% of its initial output and is tested accordingly to TM-21. The B part refers to failures, which can be define as the percentage of LEDs which fall below the L value in the projected lifetime. A value of B10 refers to 10% failure and a value of B50 refers to 50% failure. After the defined lifetime, the system will reach the defined lumen depreciation and the average led failures is defined by the B rating. The B rating is defined in and tested to IEC62717.

TM-21 Test Hours

20000 hrs

COLOUR TEMPERATURE

CCT 3000 to 6500

CCT Colour Tunable White

System Lumens >2000 lm

All photometric data has a tolerance of ±10%.

DRIVER

Dimmable Yes

Driver Included Yes

Integrated Driver No

Driver Type Wireless (IEC62386-104) with DT8 Dimmable

Wireless ~ Includes Wireless Driver with full support for DT6 and DT8-tc allowing flicker free dimming and colour control with compliant IEC62386-104 Application controllers.

Power Monitoring DALI Device type 51 power monitoring

Inbuilt DALI-2 support for Device type 51 - Power monitoring for use with DALI-2 compliant control systems which allows the reporting of the products total power consumption for power aggregation and measurements.

Wiring Type Re-wireable terminal block (6 pin)

SENSOR (S SUFFIX)

Adjustable Detection Area / Sensitivity Yes

Adjustable Hold Time Yes

Adjustable Standby Level Yes

Adjustable Standby Period Yes

Corridor Function Yes

Dawn Reset No

Detection Range 10 m

Dusk Mode No

Lux Adjustment No

Manual Override Yes

Sensor Communication DALI 2

Inbuilt DALI-2 Sensor for use with DALI-2 Compliant control systems. Some features and functions are only available for use with DALI-2 Application controllers which support the features. This product also supports a standalone mode for limited use without a DALI-2 application controller.

Sensor Type Microwave

Switched Output No

Time Delay Via DALI

COMPLIANCE

Product Design Life 12 years

The product design life relates to the total product life which includes LEDs, drivers and the enclosure. This is different to the LED lifetime which only refers to the economical lifetime of the LEDs at which time the lumen output has dropped below the L Value. The product design life is calculated at the maximum ambient or working temperature of the product and takes into account the Daily Use.

Standards

- AS/NZS 60598.1
- AS/NZS 60598.2.1
- AS/NZS 61347.1
- AS/NZS 61347.2.13
- AS CISPR 15
- AS/NZS 4268
- IEC 62386-102
- IEC 62386-103
- IEC 62386-104

WARRANTY

Commercial Use Warranty 5Y return to base on General lighting components
First 2Y includes an exclusive onsite warranty

Warranty Operating Hours 30000 hrs

This product is provided with a warranty up until the stated warranty period or until the stated warranty operating hours has been reached (whichever occurs first).

DIMENSIONS

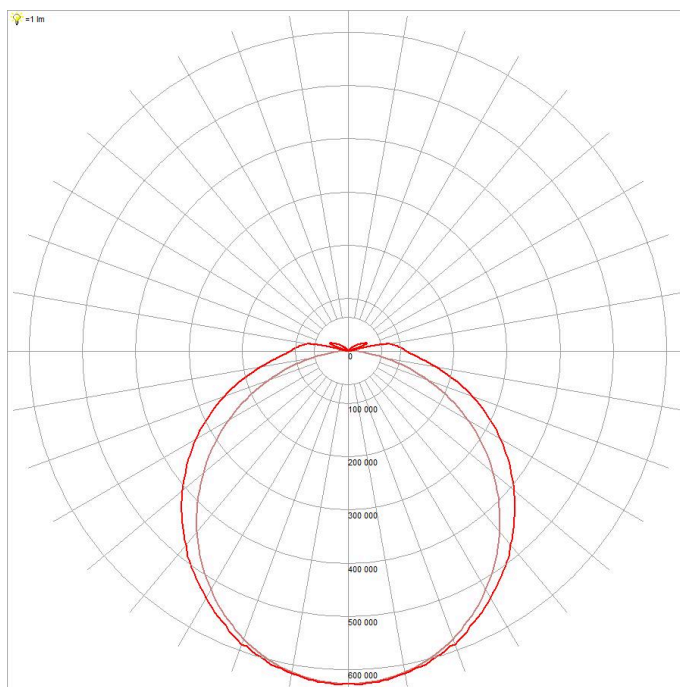
Product Height 93 mm

Product Length 650 mm

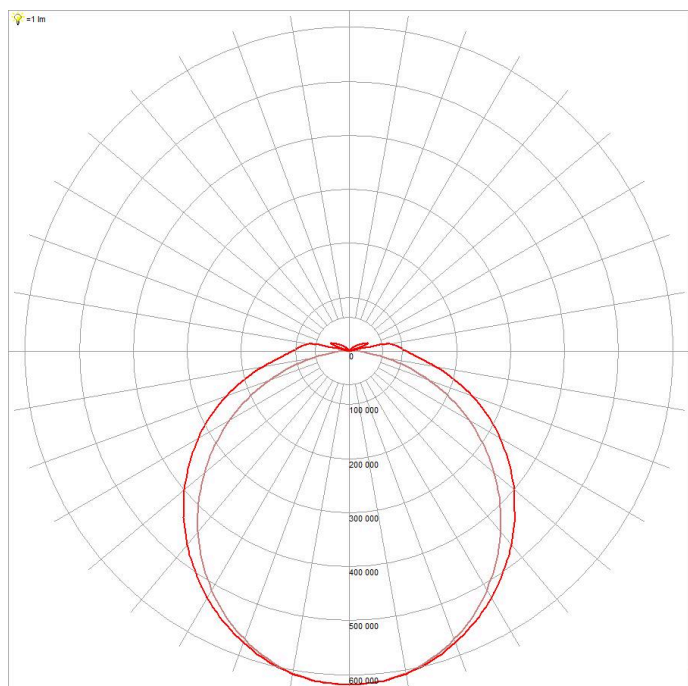
Product Width 130 mm

PHOTOMETRICS

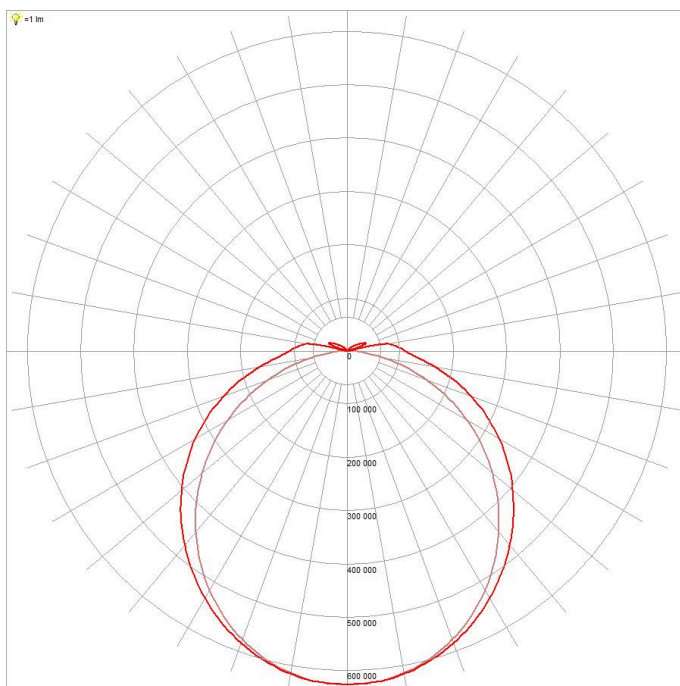
EV/UMBRA/PRO/IP65/600/6500K



EV/UMBRA/PRO/IP65/600/3000K



EV/UMBRA/PRO/IP65/600/5000K



EV/UMBRA/PRO/IP65/600/4000K

