

AT9473

13W A60 LED lamp. Dimmable. Frosted lens

Features

- Energy efficient LED lamp
- Long Life
- No mercury Content
- Suitable replacement for halogen and incandescent lamps
- Suitable for use with dimmers



MECHANICAL

Adjustability	Fixed
Diffuser Material	Polycarbonate
Product Finish	Frosted
Fitting Colour	White
IC Rating	Non-IC
IP Rating	IP20

ELECTRICAL

Input Frequency (Hz)	50
Input voltage	230Vac
In Australia the Input voltage is defined as 230Vac -6%/+10%. This effectively means that the voltage range of these products are 216Vac - 253Vac or 240V +6%	
Maximum Wattage (W)	14.3
Power Factor	0.9
Switch Type	Inline
System Max Wattage (W)	13
Working Temp Range (C)	-20 to 40

LAMP

Beam Angle (Deg)	300
Bulb Type	A60
CCT Configuration	Single
CRI	>80
Globe Base	
AT9473/BC/CW AT9473/BC/WW	B22 / BC
AT9473/ES/CW AT9473/ES/WW	E27
Globe Included	Yes
Lamp/LED Current (mA)	87
Lamp/LED voltage (V)	134
Led Package	2835
Maximum Bulb Wattage (W)	13
Number of Lamps	1

LED LIFETIME

LED Lifetime (hr)	15000
-------------------	-------

This is the Reported LED Lifetime in Hours based on TM-21. Atom does not list the projected or calculated LED lifetime, which is normally longer as TM-21 Addendum B explicitly states " The Calculated and Projected Lp(Dk) are not to be reported: This Lifetime refers to the life of a single LED however the system life is longer since the probability and binomial distribution of all LEDs in the system means that the average led is performing above the specification and compensates for the LEDs falling below.

COLOUR TEMPERATURE

CCT (K)

AT9473/BC/CW AT9473/ES/CW	4000
------------------------------	------

AT9473/BC/WW AT9473/ES/WW	3000
------------------------------	------

CCT Colour

AT9473/BC/CW AT9473/ES/CW	Cool White
------------------------------	------------

AT9473/BC/WW AT9473/ES/WW	Warm White
------------------------------	------------

LED Wattage (W)	11.6
-----------------	------

System Lumens (L)	1521
-------------------	------

DRIVER

Dimmable	Yes
----------	-----

Driver Included	Yes
-----------------	-----

Integrated Driver	Yes
-------------------	-----

Driver Type	Dimmable (Phase cut)
-------------	-----------------------

COMPLIANCE

Standards	AS/NZS 62560 IEC/TR 62778 AS CISPR 15
-----------	---

WARRANTY

Commercial Use Warranty	1 RTB (Total 1 Year)
-------------------------	----------------------

Maximum Use Daily (hr)	10
------------------------	----

Domestic Use Warranty	1 (Yr) RTB
-----------------------	------------

Operational Lifetime (hr)	15000
---------------------------	-------

VIP Warranty (Yr)	2 RTB (Total 2 Years)
-------------------	-----------------------

DIMENSIONS

Product Diameter(mm)	60
----------------------	----

Product Height (mm)	120
---------------------	-----

Product Weight (grams)	70
------------------------	----

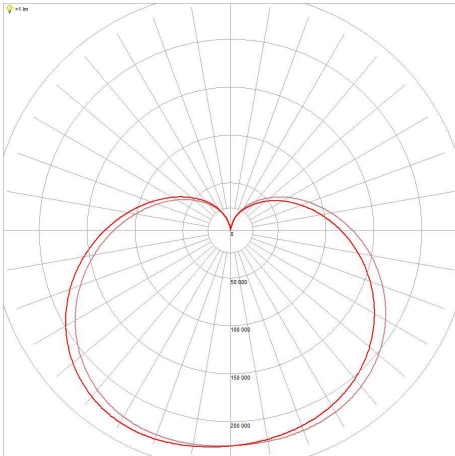
Product Width (mm)	60
--------------------	----

Ordering Information

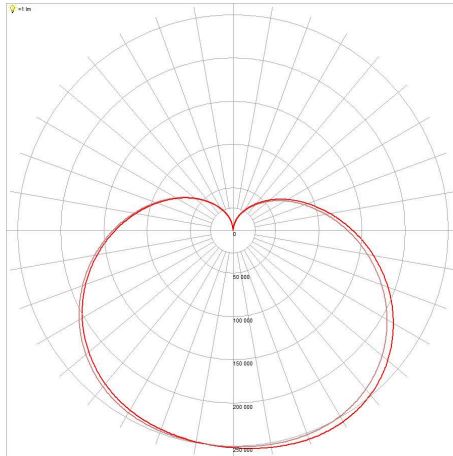
Order code	Item Code	Description
18675	AT9473/BC/CW	A60 13W LED LAMP B22 CW DIMMABLE FROSTED
18674	AT9473/BC/WW	A60 13W LED LAMP B22 WW DIMMABLE FROSTED
18673	AT9473/ES/CW	A60 13W LED LAMP E27 CW DIMMABLE FROSTED
18672	AT9473/ES/WW	A60 13W LED LAMP E27 WW DIMMABLE FROSTED

Photometrics

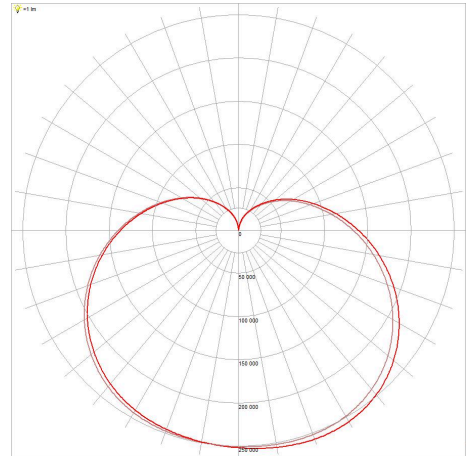
AT9473/BC/WW



AT9473/BC/CW



AT9473/ES/CW



AT9473/ES/WW

