



40 SERIES

Technical Wiring Brochure

clipsal.com

Life Is 

 **CLIPSAL**[®]
by Schneider Electric

Wiring Guide

Mechanical & Electronic Solutions



Overview

Clipsal 40 Series introduces new features designed to enhance functionality, aesthetic appeal, and usability. 40 Series has a modular design so it's easy to combine functions now, and upgrade in the future.

Game changing modular mechanisms and grids with changeable skins and rockers for unrivalled customisation now and in the future.

Locking bar allows simple mechanism reorientation and sturdy locking for a fast, easy and secure install, reducing the risk of mechanism pushbacks.

Mechanical Switching

There is a range of electromechanical mechs available in 40 Series. This includes 10AX standard mechs through to 16AX mechs for commercial applications, double pole options and intermediate mechs.


There is also the option to add a subtle warm white LED to the switch assembly. You can set them as indicators to show which switches are in use, or as locators to locate a switch in the dark.



Electronic Switching

The Iconic™ range includes a number of modular electronic switches, dimmers and timers/timeclocks incorporating ControlLink technology for multiway dimming and switching using standard wiring.

Our **Bluetooth Low Energy** range of mechanisms deliver simple configuration and control of Wiser Dimmers and Switches via the Wiser Room app on your phone or tablet. With this technology it makes life simple and easy.





Pro Series - P3025G(Grid) + P3025C-BK(Black Cover)

40 Series The Mechs and Modules of the Future

The 40 Series Mechanisms is a very flexible platform, designed to be used with the Iconic and Pro Series plate ranges. This means no matter your application, whether it be residential or commercial, 40 Series can suit your needs with its smart capabilities and extensive functions.

The Pro Series - clever, strong, easy

After extensive market research and listening to customer feedback, we have designed a range of switches and sockets for commercial buildings to answer your needs. Pro Series offers permanent circuit identification with large integrated windows. The skin is secured in place helping to protect your investment. Planning, commissioning and installing of the new Pro Series is quick and easy. Switches offer standard 40 Series mechanisms, and electronic modules such as sensors, timers and C-Bus. Sockets are available in several variants, and in horizontal and vertical orientation. There is also a wide choice of USB charging options available.

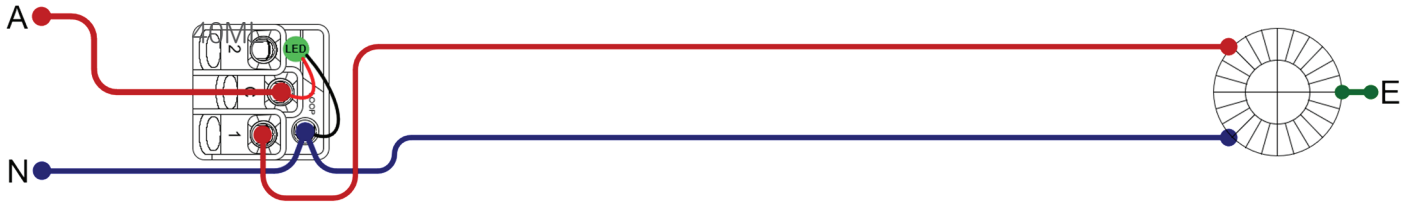
The Iconic Series - Irresistibly future-proof

Iconic is based around a unique grid plate, with a choice of three different skin designs that simply clip on top; Iconic, Iconic Styl, Iconic Essence.

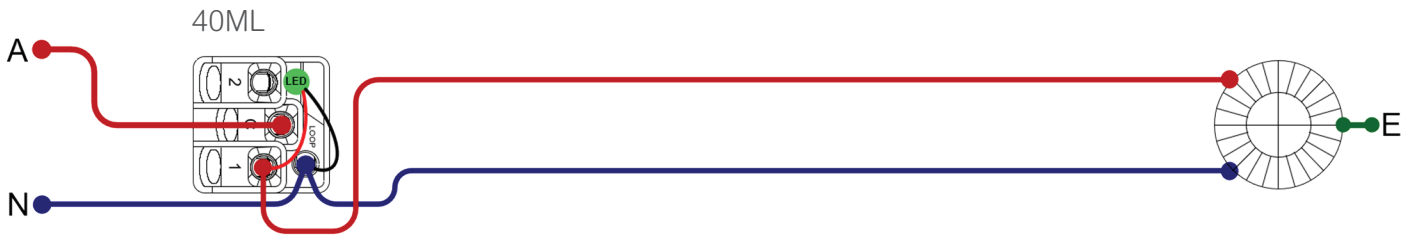
Once the grids have been installed by an electrician, anyone can change the skins to suit a change in decor or preference. Simply clip off the existing skins and clip on the new design.

Mechanical Switching

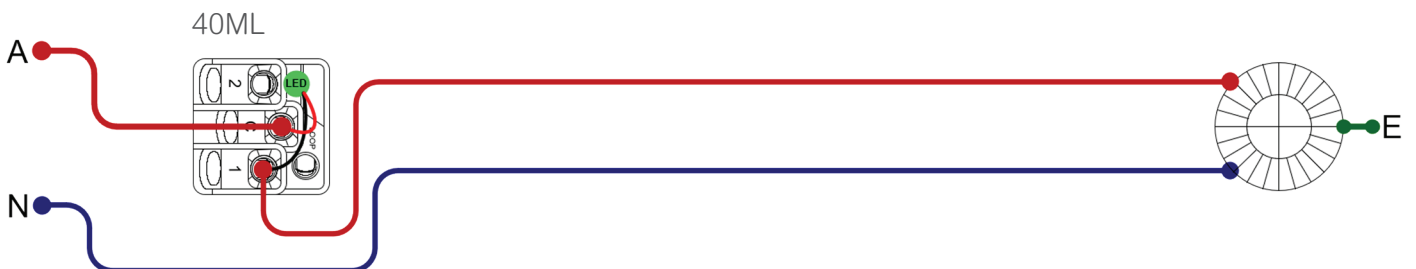
LED indicator is permanently "ON" (Power Available Indicator)



LED indicator "ON" when load is "ON"

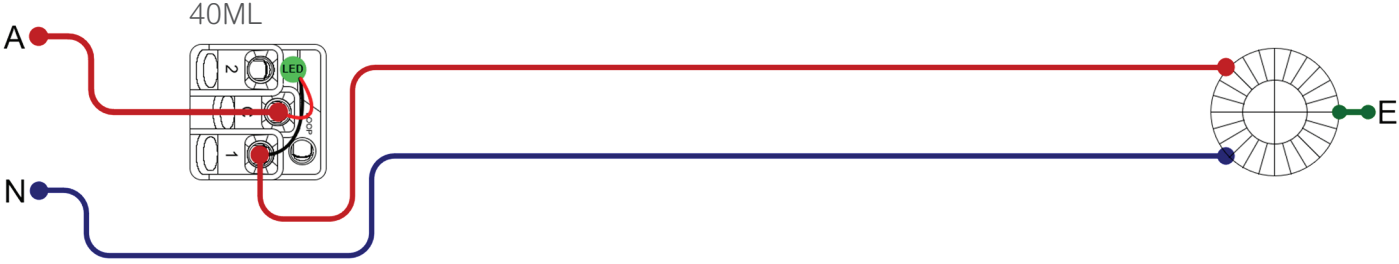


LED indicator "ON" when load is "OFF"- No neutral present at switch

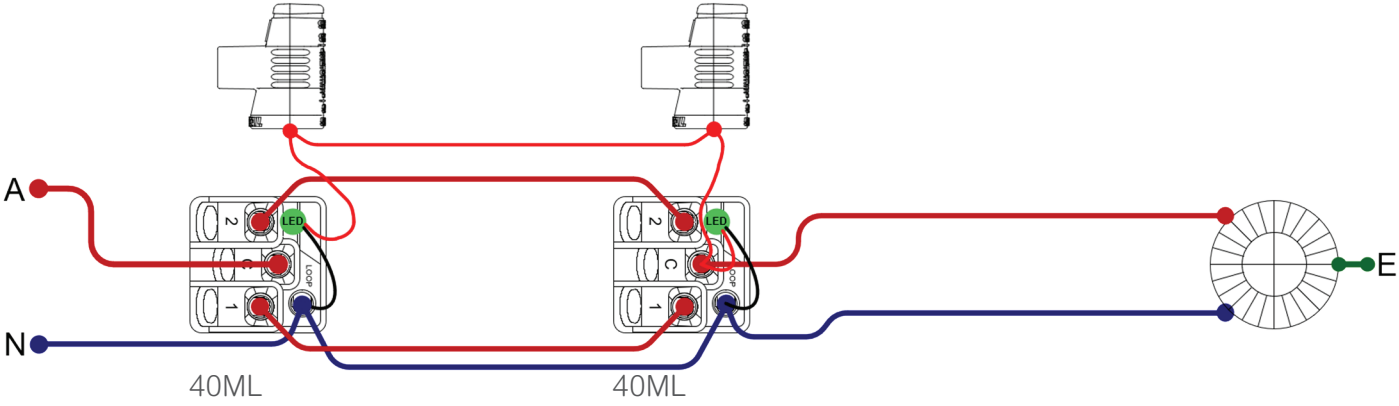


Mechanical Switching

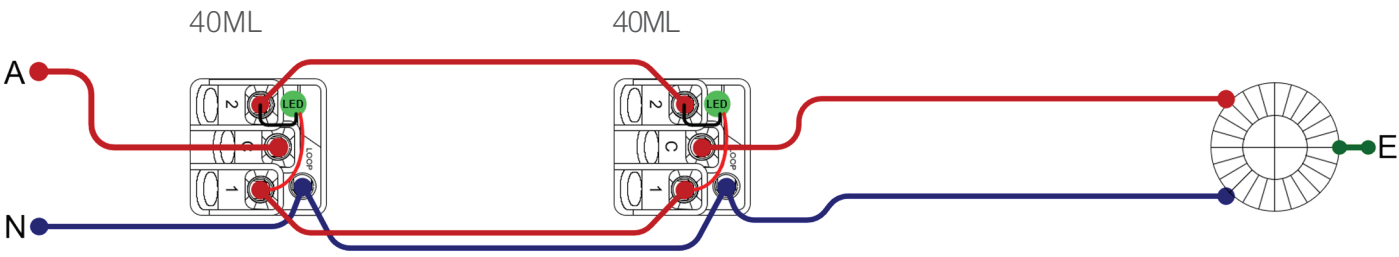
LED indicator is "ON" when load is "OFF"



2-Way switching, LED indicator "ON" when load is "ON"- Neutral present at switch

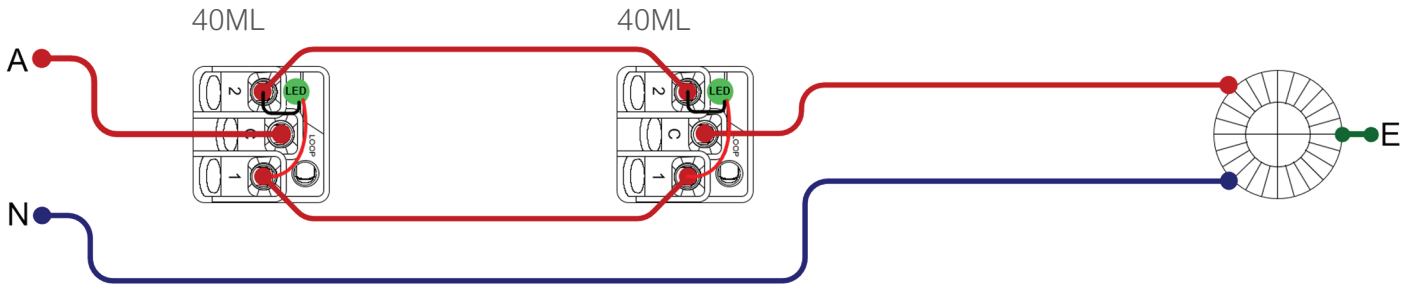


2-Way switching, LED indicator "ON" when load is "OFF"- Neutral present at switch

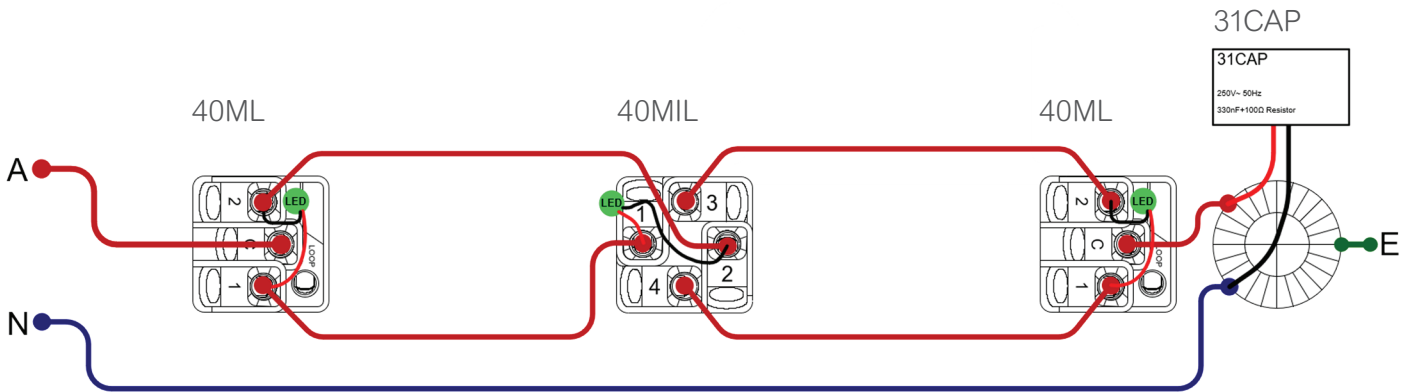


Mechanical Switching

2-Way switching, LED indicator is "ON" when load is "OFF"- No neutral present at switch

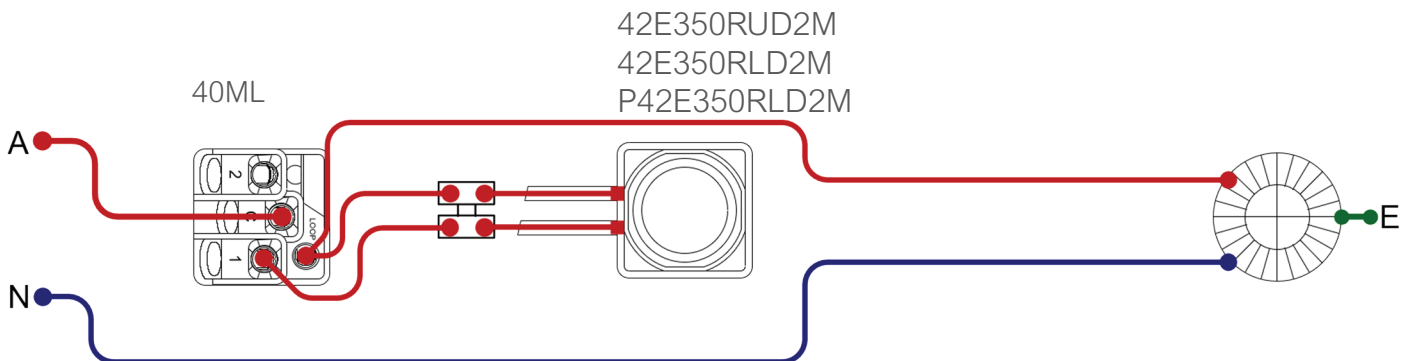


Multi-way switching, LED indicator is "ON" when load is "OFF"- No neutral present at switch



***31CAP to be installed in parallel with the load to counter for larger current leakage.

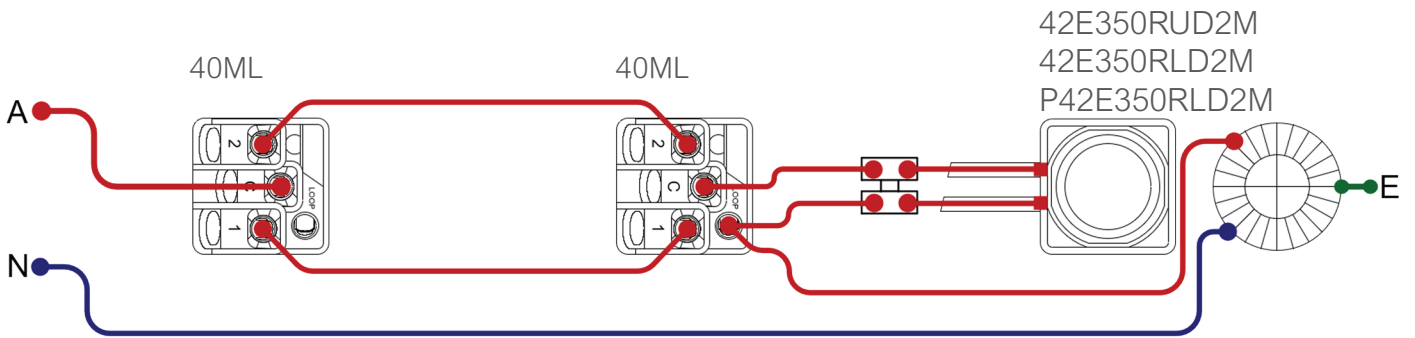
Switch and Rotary Dimmer



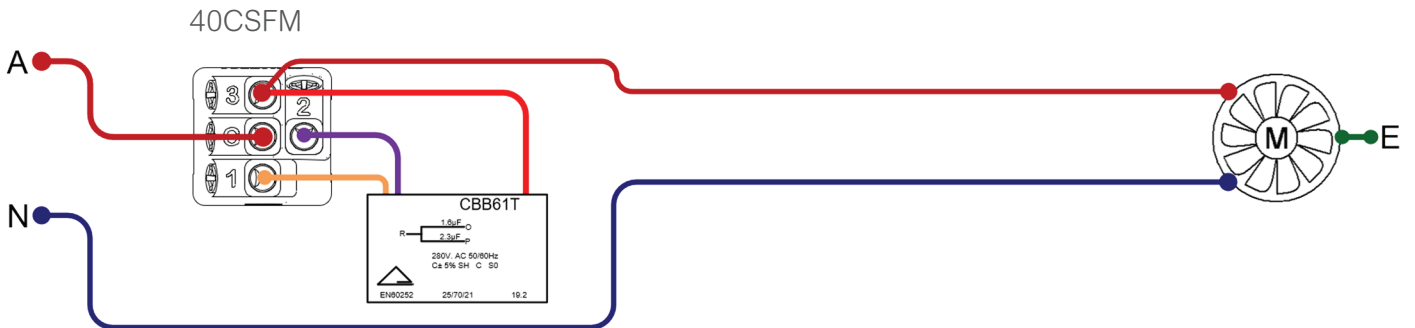
42E350RUD2M
42E350RLD2M
P42E350RLD2M

Mechanical Switching

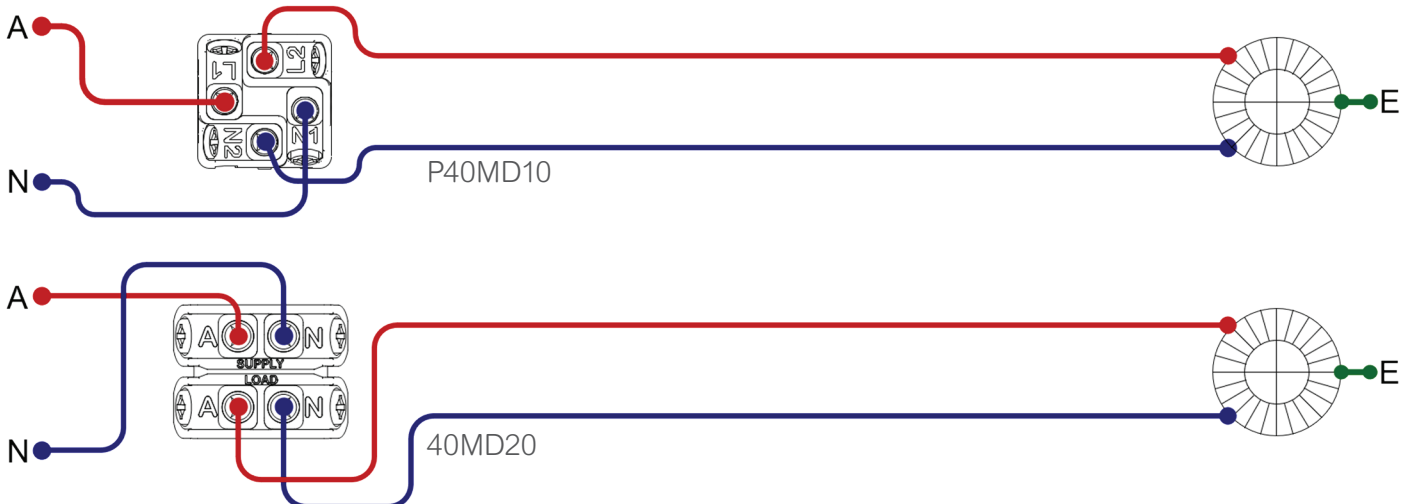
2-Way Switching with Rotary Dimmer



Rotary Fan Controller

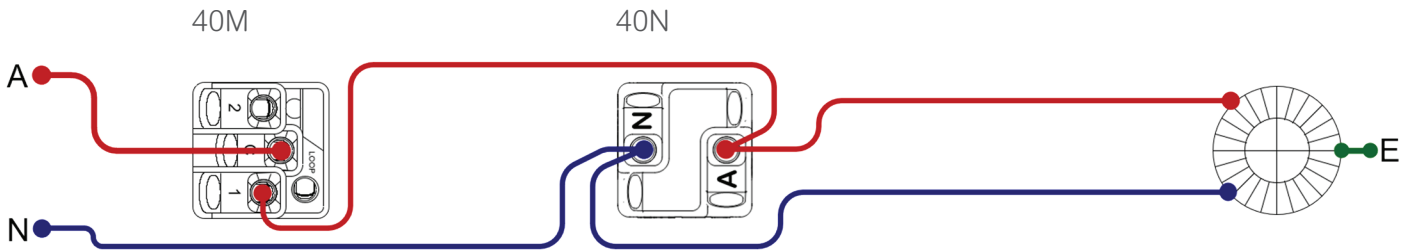


Double Pole Switching

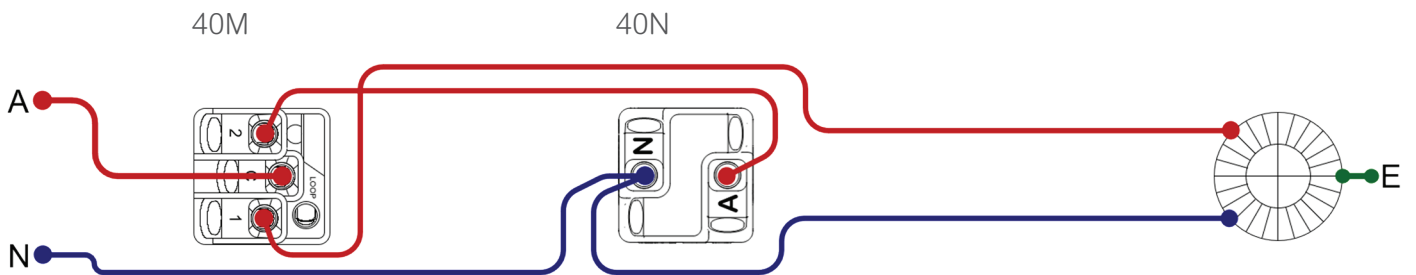


Mechanical Switching

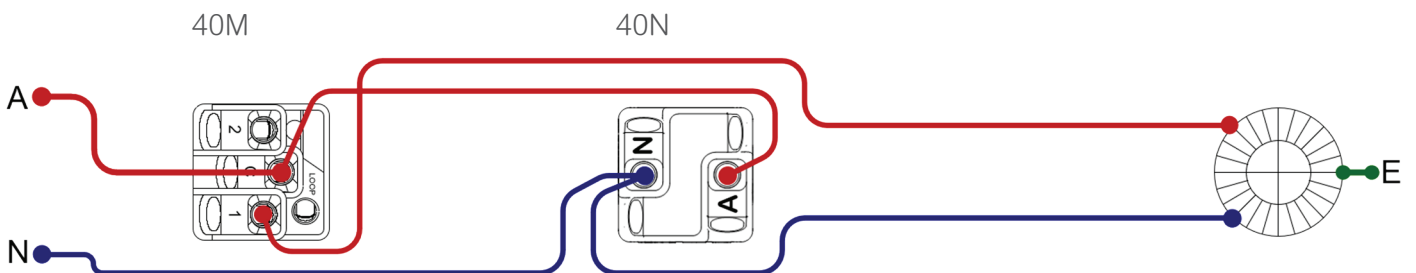
Switching with LED indicator module
LED indicator "ON" when load is "ON"



Switching with LED indicator module
LED indicator "ON" when load is "OFF"

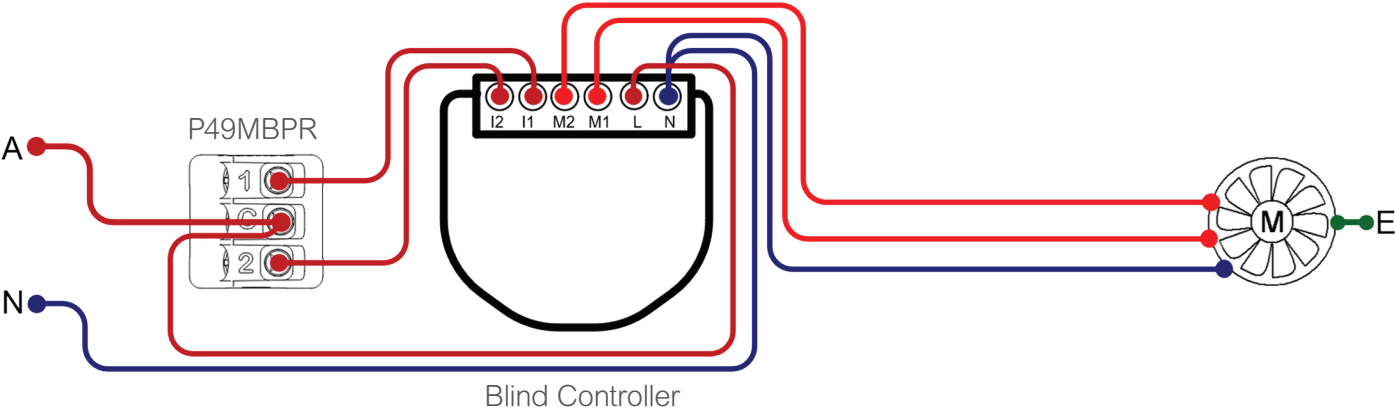


Switching with LED indicator module
LED indicator "ON" permanently (Power Available Indicator)



Mechanical Switching

3 Position momentary press for blind control

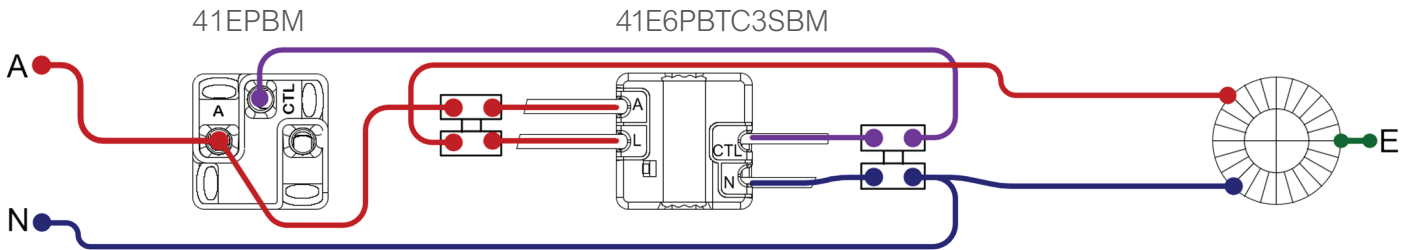


Clever, Strong, Elegant

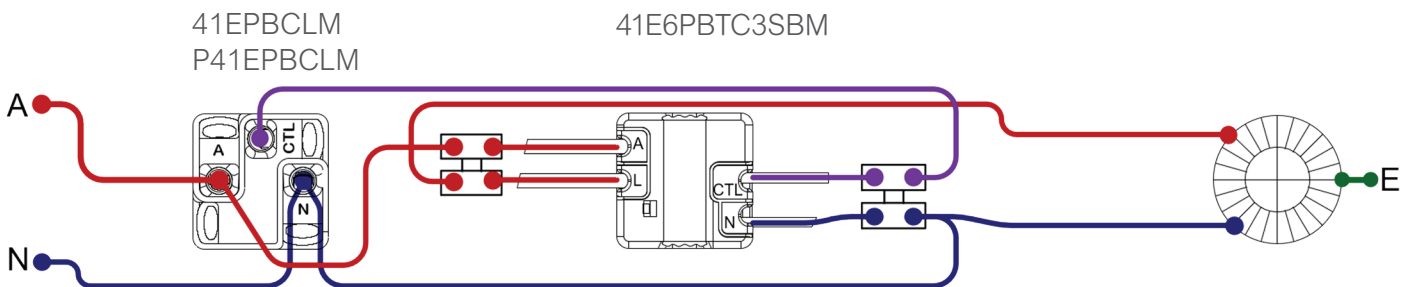


Electronic Switching

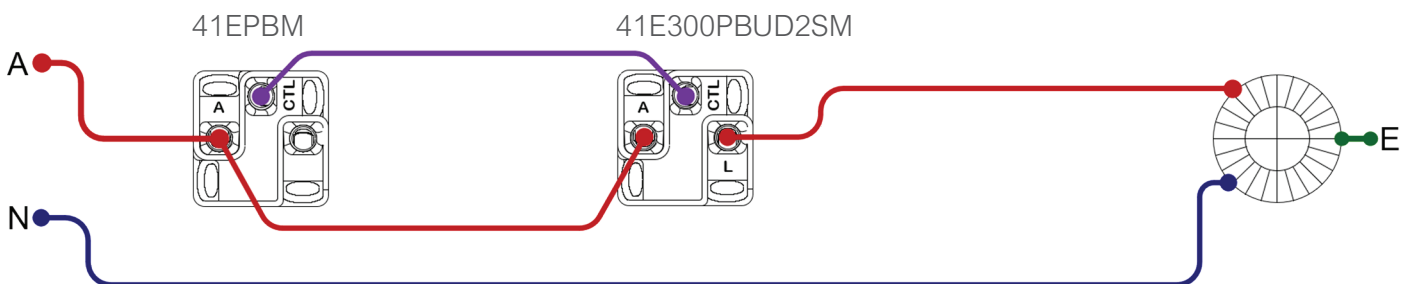
2-Way Switching (LED indication at Master only)
-2 Wire Slave, 3 Wire Master



2-Way Switching (LED indications at both ends)
-3 Wire Slave & Master

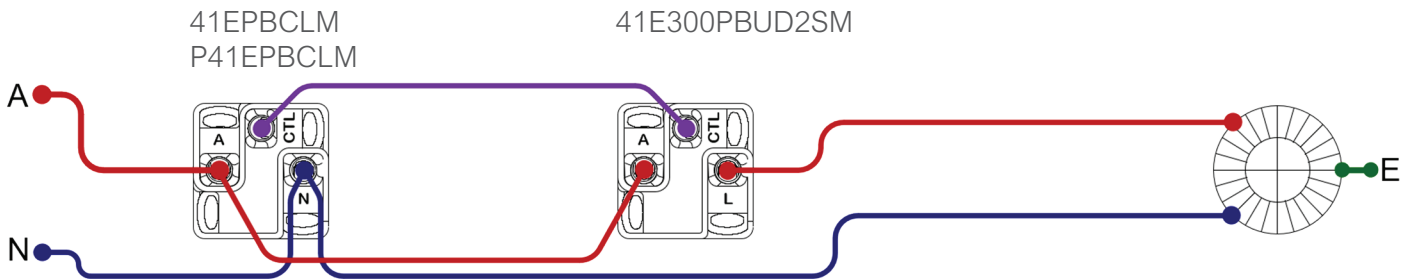


2-Way Dimming (LED indication at Master only)
-2 Wire Slave & Master

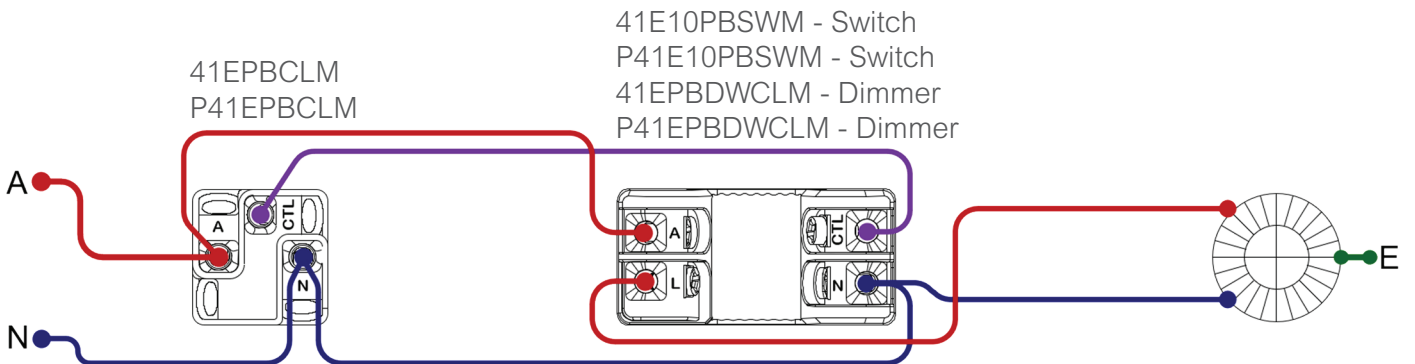


Electronic Switching

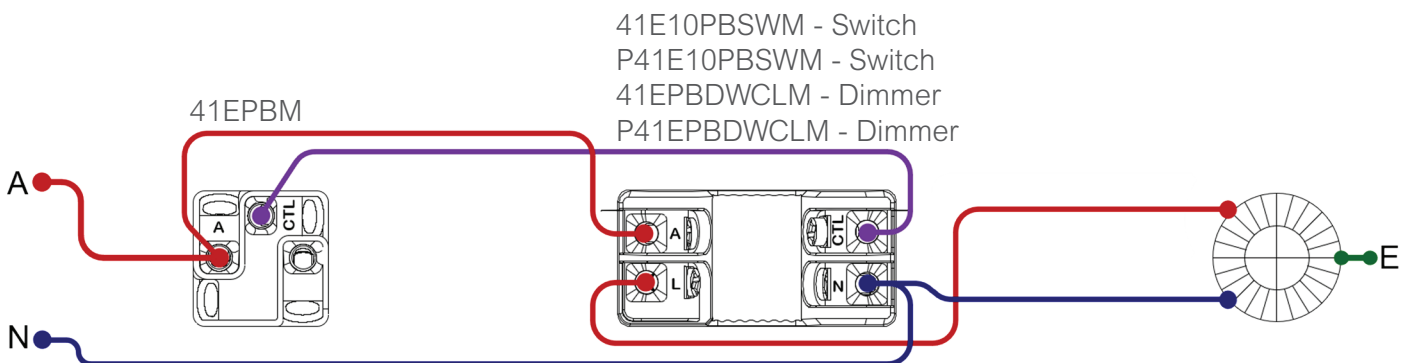
2-Way Dimming (LED indications at both ends)
-3 Wire Slave, 2 Wire Master



2-Way Switching and/ or Dimming (LED indicators at both ends)
-3 Wire Slave & Master

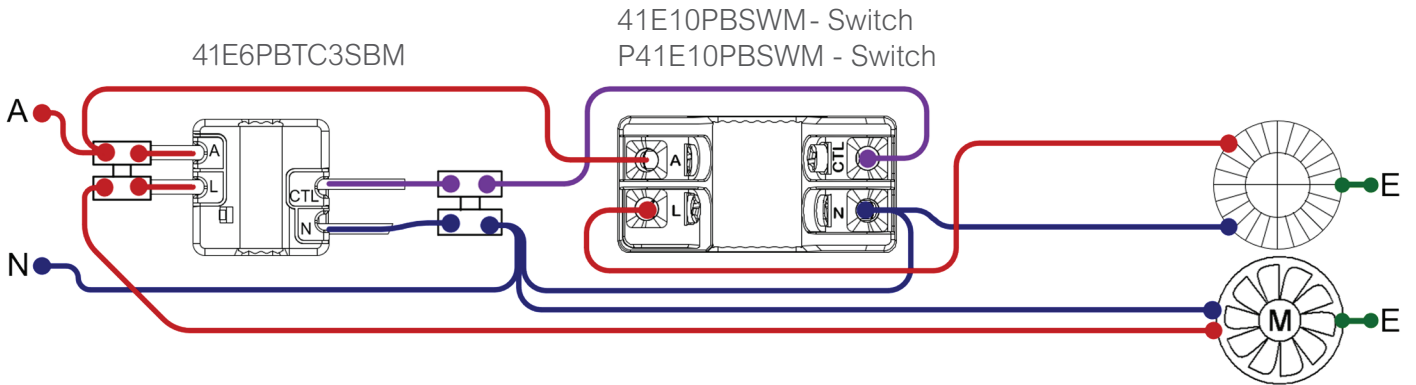


2-Way Switching and/ or Dimming (LED indication at Master only)
-2 Wire Slave, 3 Wire Master



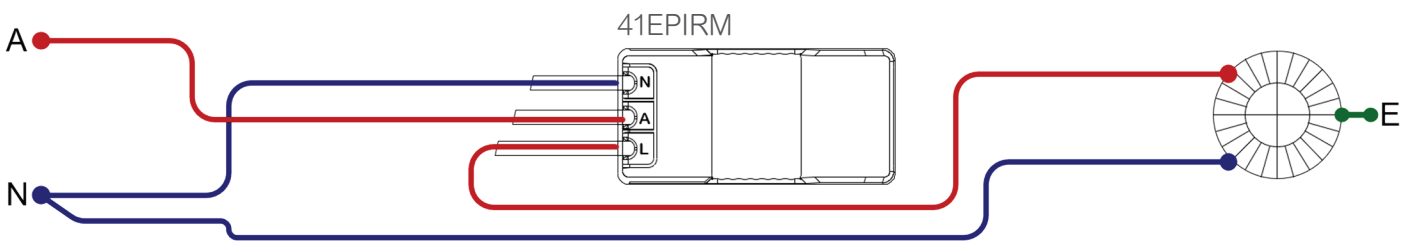
Electronic Switching

Run-on Fan Timer (Triggered from a Light) -3 Wire Masters

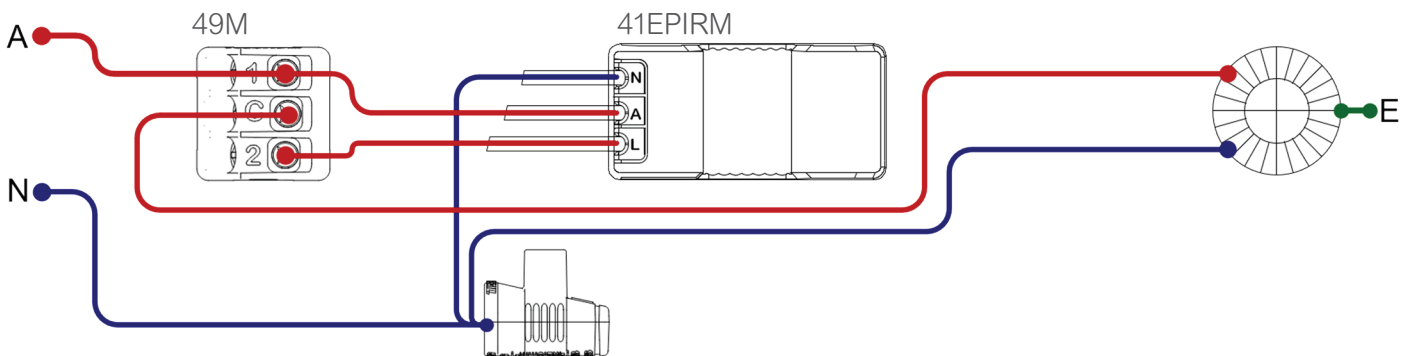


***41E6PBTC3SBM MUST be in Run-On mode and 41E10PBSWM/ P41E10PBSWM in switch mode.

Switching with PIR Sensor



Switching with PIR Sensor with override switch



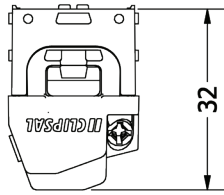
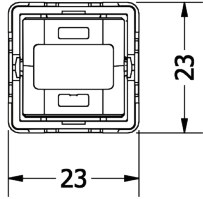
Product References

Mechanisms & Modules	Description
40M	Switch Mechanism, 1/2 way, 250VAC, 10AX
40ML	Switch Mechanism, 1/2 way, 250VAC, 10AX, LED
40USM	Switch Mechanism, 1/2 way, 250VAC, 20A/16AX
40USML	Switch Mechanism, 1/2 way, 250VAC, 20A/16AX, LED
40MBPRL	Switch Mechanism, Bell Press Return, 250VAC, 10A, LED
P40MBPR	Pro Series, Switch Mechanism, Bell Press Return, 250VAC, 10A
40M32	Switch Mechanism, 1 way, 250VAC, 32A
40M32COOK	Switch Mechanism, 1 way, 250VAC, 32A, marked "COOKER"
P40MD10	Pro Series, Switch Mechanism, Double Pole, 250VAC, 10AX
40MD20	Switch Mechanism, Double Pole, 250VAC, 20AX
P40MD20	Pro Series, Switch Mechanism, Double Pole, 250VAC, 20AX
40MD20COOK	Switch Mechanism, Double Pole, 250VAC, 20AX, marked "COOKER"
40MIL	Switch Mechanism, Intermediate, 250VAC, 10AX, LED
40CSFM	Fan Speed Controller Mechanism, 3 Speed, 250VAC, 75VA
P40CSFM	Pro Series, Fan Speed Controller Mechanism, 3 Speed, 250VAC, 75VA
40RSM3	Switch Mechanism, Rotary, 4 Position, 250VAC, 10A, OFF-1-2-3
P40RSM3	Pro Series, Switch Mechanism, Rotary, 4 Position, 250VAC, 10A, OFF-1-2-3
40RSM2	Switch Mechanism, Rotary, 4 Position, 250VAC, 10A, OFF-1-OFF-2
P40RSM2	Pro Series, Switch Mechanism, Rotary, 4 Position, 250VAC, 10A, OFF-1-OFF-2
49M	Switch Mechanism, 3 Position, 250VAC, 10A
P49M	Pro Series, Switch Mechanism, 3 Position, 250VAC, 10A
P49MBPR	Pro Series, Momentary, Switch Mechanism, 3 Position, 250VAC, 10A
40N-**	LED Mechanism, Power Available, (**=LED Colour, Green -GR, Red -RD), 250VAC
40NPA-AM	LED Mechanism, Marked Power Available, (Amber) 250VAC
40N24-**	LED Mechanism, Power Available, (**=LED Colour, Green -GR, Red -RD), 24VDC
40MLEDW	LED Module, 250VAC, Warm White
41E10PBSWM	Push-Button Wiser Switch, 10AX, 3-wire with BLE app config
P41E10PBSWM	Pro Series, Push-Button Wiser Switch, 10AX, 3-wire with BLE app config
41EPBDWCLM	Push-Button Wiser Dimmer, LED, 300W, 3-wire with BLE app config
P41EPBDWCLM	Pro Series, Push-Button Wiser Dimmer, LED, 300W, 3-wire with BLE app config
41E300PBUD2SM	Push-Button Dimmer, Universal, 300W 2-wire
P41E300PBUD2SM	Pro Series, Push-Button Dimmer, Universal, 300W 2-wire
41E6PBTC3SBM	Push-Button Time Clock, 6AX, 3-wire with BLE app config
41EPBM	Push-Button ControlLink, Remote Momentary Switch 50mA
41EPBCLM	Push-Button ControlLink, Smart Remote with LED Indicator
P41EPBCLM	Pro Series, Push-Button ControlLink, Smart Remote with LED Indicator
42E350RUD2M	Rotary Dimmer, Universal, 350W, 2-wire
42E350RLD2M	Rotary Dimmer, LED, 350W, 2-wire
P42E350RLD2M	Pro Series, Rotary Dimmer, LED, 350W, 2-wire
41EPIRM	PIR Motion Sensor, 150W LED, 3-wire, 5m range

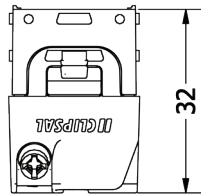
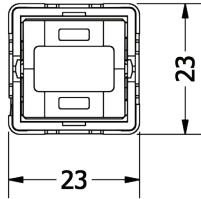
***Pro Series Mechanisms and modules are compatible with ALL 40 Series plates. Pro Series denotes the Extra White (XW) dolly colour.

Dimensional Drawings

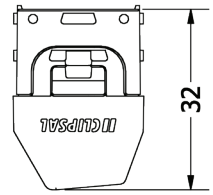
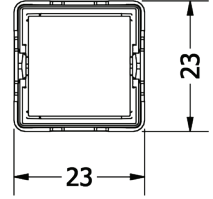
40M, 40ML,
40MBPRL



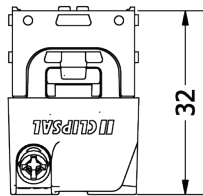
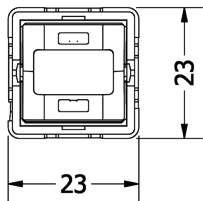
40MIL



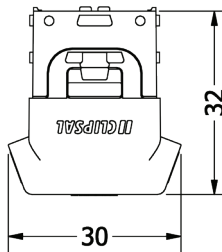
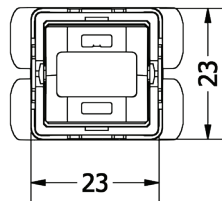
49M, P49M,
P49MBPR



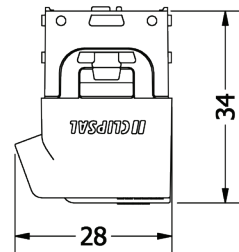
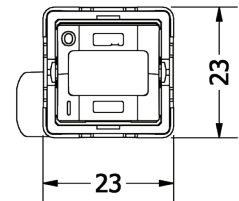
P40MD10



40MD20

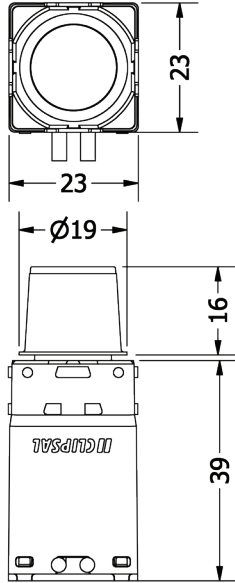


40M32,
40M32COOK,
P40M32COOK

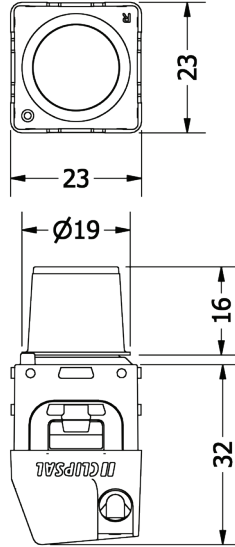


Dimensional Drawings

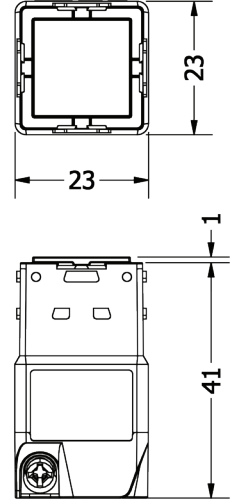
42E350RUD2M,
42E350RLD2M,
P42E350LD2M



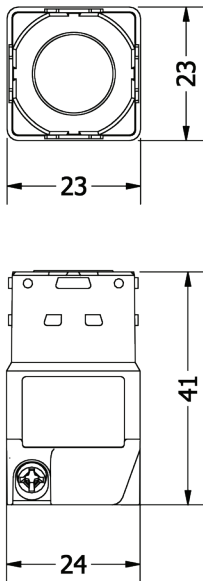
40RSM2, 40RSM3,
P40RSM2,
P40RSM3,
40CSFM, P40CSFM



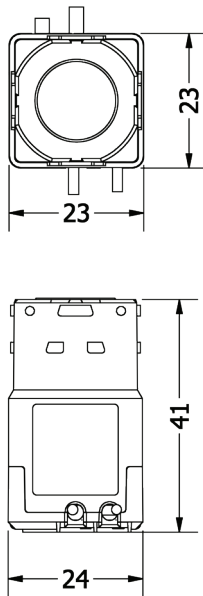
40N, 40NPA-AM,
40N24



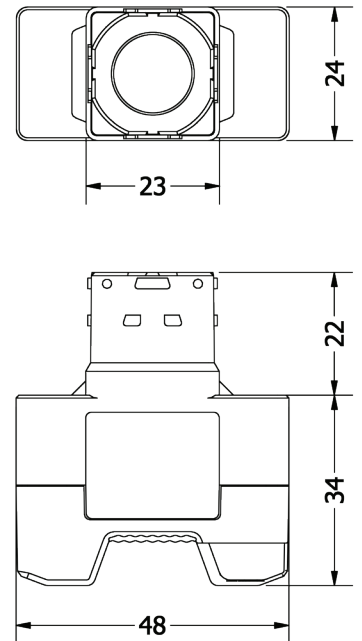
41E300PBUD2SM,
P41E300PBUD2SM



41E6PBTC3SBM

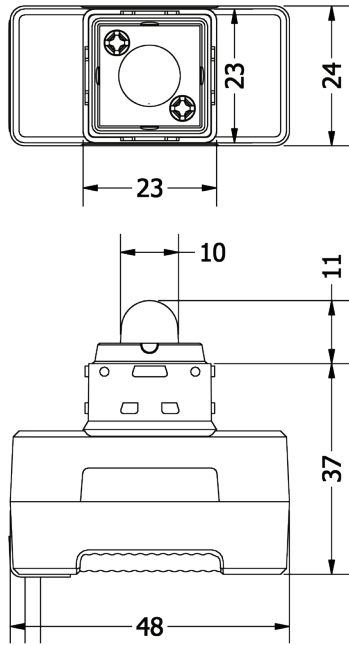


41E10PBSWM
P41E10PBSWM
41EPBDWCLM
P41EPBDWCLM

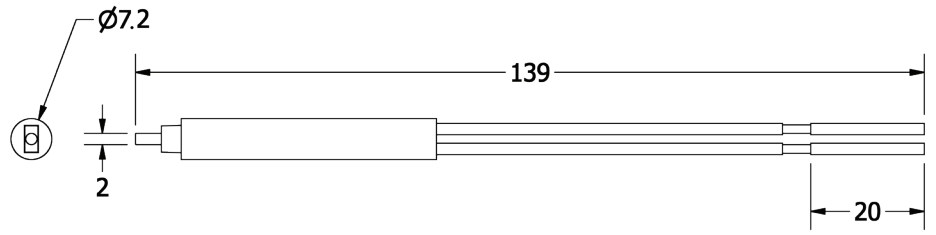


Dimensional Drawings


41EPIRM



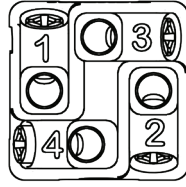
40MLEDW



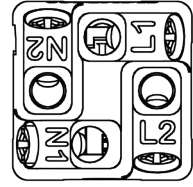
Connection Type




40M, 40ML, 40MBPRL



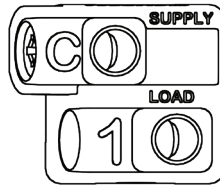
40MIL




P40MD10




40MD20



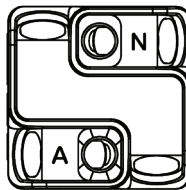
40M32, 40M32COOK,
P40M32COOK



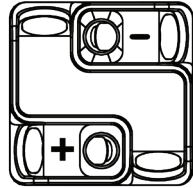
49M, P49M, P49MBPR



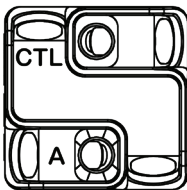
40RSM2, 40RSM3, P40RSM2,
P40RSM3, 40CSFM, P40CSFM



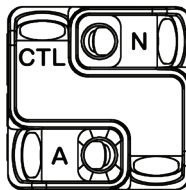
40N, 40NPA-AM



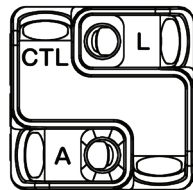
40N24



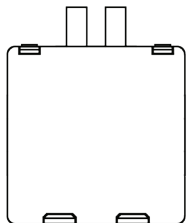
41EPBM



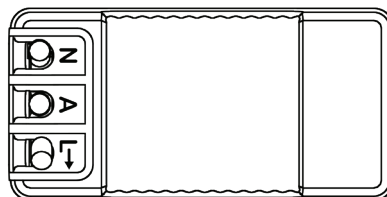
41EPBCLM,
P41EPBCLM




41E300PBUD2SM,
P41E300PBUD2SM



42E350RUD2M, 42E350RLD2M,
P42E350RLD2M



41EPIRM



41E10PBSWM, P41E10PBSWM
41EPBDWCLM, P41EPBDWCLM



For more information about the 40 Series Mechs and Modules, contact your local Clipsal and Schneider Electric Partner Business Representative, electrical wholesaler, or visit clipsal.com

Schneider Electric (Australia) Pty. Ltd.
33-37 Port Wakefield Road,
Gepps Cross, South Australia, 5085
PO Box 132, Enfield Plaza,
South Australia, 5085
www.schneider-electric.com.au

Consumer Support Enquiries
Phone: 1300 669 925
Website: clipsal.com/contactus

National Customer Care (trade only)
Phone: 1300 369 233
Email: plugin@clipsal.com.au

• GDE8828600_00
©2019 Schneider Electric. All Rights Reserved.
Iconic is a registered trademark of Schneider Electric
(Australia) PTY Limited.

This document has been printed on recycled paper.

clipsal.com

Life Is 


by Schneider Electric