

# ROBUS®

COMMERCIAL

## DALLAS LED BACKLIT PANEL

14W 30W 40W 50W CCT3



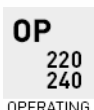

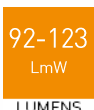
### PRODUCT INFORMATION DOCUMENT

#### CONSTRUCTION

- Aluminium powder coated housing
- Polystyrene diffuser
- Prewired with 1m flex and plug
- PA66 quick-fix connector between driver and panel

#### FEATURES

- Complete with low flicker driver
- Complete with switch enabling selection between 3000K, 4000K or 6500K colour temperature
- Fits into standard sizes of ceiling grid – 15mm and 24mm
- DALI/ Switch Dim/ 1-10v and Phase Dimmable drivers available as option (HED6045/D2, RMP30-PSU)



	RDL14CCT33060F-01	RDL30403012F-01	RDL30CCT36060F-01	RDL30CCT33012F-01	RDL40CCT33012F-01	RDL50CCT36012F-01
<b>Comparable to:</b>	2x18W T8	2x36W T8	4x18W T8	2x36W T8	2x36W T8	4x36W T8
<b>Total Power (W):</b>	13.6/13.0/13.6	30.6	30.7/29.0/31.2	30.7/28.9/31.0	39.8/37.8/39.9	49.3/46.0/50.2
<b>Total Light Output (lm):</b>	1350/1440/1350	3270	3190/3530/3260	3100/3430/3160	3670/4060/3790	5230/5680/5340
<b>Efficacy (lm/cctW):</b>	99/111/99	107	104/122/105	101/119/102	92/107/94	106/123/106
<b>Lux at 1m (lux):</b>	450/480/450	1060	1050/1170/1070	1000/1110/1020	1190/1310/1230	1660/1810/1700
<b>Emergency Lux at 1m (lux):</b>	NA	NA	NA	NA	NA	NA
<b>CCT (K):</b>	3000/4000/6500	4000	3000/4000/6500	3000/4000/6500	3000/4000/6500	3000/4000/6500
<b>CRI:</b>	80	80	80	80	80	80
<b>IP:</b>	20	20	20	20	20	20
<b>Operation Temperature (°C)</b>	-20 ≤ Ta ≤ +40	-20 ≤ Ta ≤ +40	-20 ≤ Ta ≤ +40	-20 ≤ Ta ≤ +40	-20 ≤ Ta ≤ +40	-20 ≤ Ta ≤ +40
<b>Inrush Current:</b>	8A/3us	14.4A/0.7us	13.6A/0.15us	10A/0.25us	12A/0.9us	28A/2us
<b>RG Value:</b>	RG0	RG0	RG0	RG0	RG0	RG0
<b>L70B50 or the variant:</b>	>60000	>60000	>60000	>60000	>60000	>60000
<b>Dimensions LxWxH</b>	595x295x32	1195x295x32	595x595x32	1195x295x32	1195x295x32	1195x595x32
<b>Weight (kg):</b>	0.98	1.82	1.68	1.82	1.82	4.45

Product is certified to all the relevant standards.  
Please contact our technical department for market specific compliances.

#### ACCESSORIES:

RDL6060SF-01  
RDL3012SP-01  
HED6045/D2  
RMP30-PSU

Flat Pack Surface Mount Kit for 600x600 DALLAS panels  
Preassembled Surface Mount Kit for 300x1200 DALLAS panels  
DALI/ Switch Dim Driver  
Phase Dimmable Driver


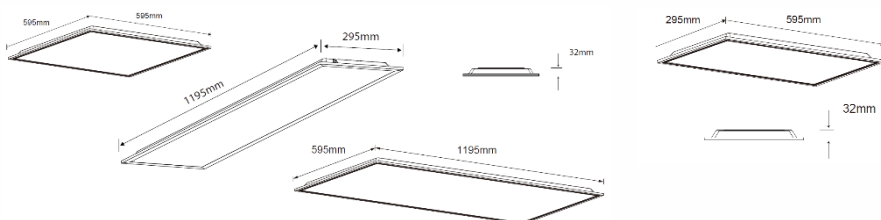


Diagram for RDL50CCT36012F-01 in 6500K. Other diagrams available on

PLEASE NOTE: INFORMATION IN THIS DOCUMENT MAY BE SUBJECT TO CHANGE WITHOUT PRIOR NOTICE

IRE: TEL: +353 1 709 9000  
UK: TEL: 0800 973 220  
AUS: TEL: +61 7 3890 5444  
NZ: TEL: +64 03 668 5285

WEB: WWW.ROBUS.COM  
WEB: WWW.ROBUS.COM  
WEB: WWW.ROBUS.COM.AU  
WEB: WWW.ROBUSLED.CO.NZ

LED GROUP EUROPE · AUSTRALIA · NEW ZEALAND · ASIA · MIDDLE EAST · AFRICA