



Miniature circuit breaker 400 V 6kA, 3-pole, C, 50 A

Model	
product brand name	SENTRON
product designation	Miniature circuit breaker
General technical data	
number of poles	3
design of pole	3P
tripping characteristic class	C
mechanical service life (operating cycles) typical	10 000
overvoltage category	III
degree of pollution	3
Voltage	
type of voltage of the operating voltage	AC
insulation voltage (Ui)	
• with multi-phase operation at AC rated value	440 V
operational current	
• at 40 °C rated value	47 A
• at 50 °C rated value	43.8 A
• at 55 °C rated value	42.1 A
• at AC rated value	50 A
Supply voltage	
supply voltage	
• at AC	400 V
• at DC rated value	60 V
value range of the supply voltage frequency	50/60 Hz
operating voltage at DC rated value maximum	72 V
supply voltage frequency rated value	50/60 Hz
Protection class	
protection class IP	IP20, with connected conductors
Breaking Capacity	
switching capacity current	
• according to EN 60898 rated value	6 kA
energy limitation class	3
Dissipation	
power loss [W] for rated value of the current at AC in hot operating state per pole	3.8 W
suitability for operation	Infrastructure / Industry
Product details	
product feature touch protection	Yes
product component	
• combined terminal top	Yes

<ul style="list-style-type: none"> combined terminal bottom neutral conductor switching 	<p>Yes</p> <p>No</p>
product feature	
<ul style="list-style-type: none"> properties for main switches in accordance with EN 60204-1 halogen-free sealable silicon-free 	<p>Yes</p> <p>Yes</p> <p>Yes</p> <p>Yes</p>
product extension installable supplementary devices	Yes

Connections

connectable conductor cross-section solid	
<ul style="list-style-type: none"> minimum maximum 	<p>0.75 mm²</p> <p>35 mm²</p>
connectable conductor cross-section stranded	
<ul style="list-style-type: none"> minimum maximum 	<p>0.75 mm²</p> <p>35 mm²</p>
connectable conductor cross-section finely stranded with core end processing	
<ul style="list-style-type: none"> minimum maximum 	<p>0.75 mm²</p> <p>25 mm²</p>
tightening torque [lbf-in] with screw-type terminals	
<ul style="list-style-type: none"> minimum maximum 	<p>22 lbf-in</p> <p>31 lbf-in</p>
tightening torque with screw-type terminals	
<ul style="list-style-type: none"> minimum maximum 	<p>2.5 N·m</p> <p>3.5 N·m</p>
position of power supply cord	Any

Mechanical Design

height	90 mm
width	54 mm
depth	76 mm
installation depth	70 mm
number of modular width units	3
fastening method	Quick assembly system
mounting position	any
net weight	480 g

Environmental conditions

standard	IEC / EN 60898-1
vibration resistance according to IEC 60068-2-6	±1mm at 5 to 25 Hz; 50 m/s ² at 25 to 150 Hz and 60 m/s ² at 35 Hz (4 sec)
ambient temperature during operation	
<ul style="list-style-type: none"> minimum maximum 	<p>-25 °C</p> <p>55 °C</p>
ambient temperature during storage	
<ul style="list-style-type: none"> minimum maximum 	<p>-40 °C</p> <p>75 °C</p>
number of test cycles for environmental testing according to IEC 60068-2-30	28

Environmental footprint

Environmental Product Declaration (EPD)	Yes
global warming potential [CO ₂ eq] total	17.7 kg
global warming potential [CO ₂ eq] during manufacturing	1.51 kg
global warming potential [CO ₂ eq] during operation	16.1 kg
global warming potential [CO ₂ eq] after end of life	0.0022 kg

Approvals Certificates

General Product Approval	other
--------------------------	-------



EG-Konf.

[Miscellaneous](#)



[Miscellaneous](#)

[Confirmation](#)



[Environmental Con-
firmations](#)

[Environmental Con-
firmations](#)

Further information

Information on the packaging

<https://support.industry.siemens.com/cs/ww/en/view/109813875>

Information- and Downloadcenter (Catalogs, Brochures,...)

<http://www.siemens.com/lowvoltage/catalogs>

Industry Mall (Online ordering system)

<https://mall.industry.siemens.com/mall/en/en/Catalog/product?mifb=5SY6350-7CC>

Service&Support (Manuals, Certificates, Characteristics, FAQs,...)

<https://support.industry.siemens.com/cs/ww/en/ps/5SY6350-7CC>

Image database (product images, 2D dimension drawings, 3D models, device circuit diagrams, ...)

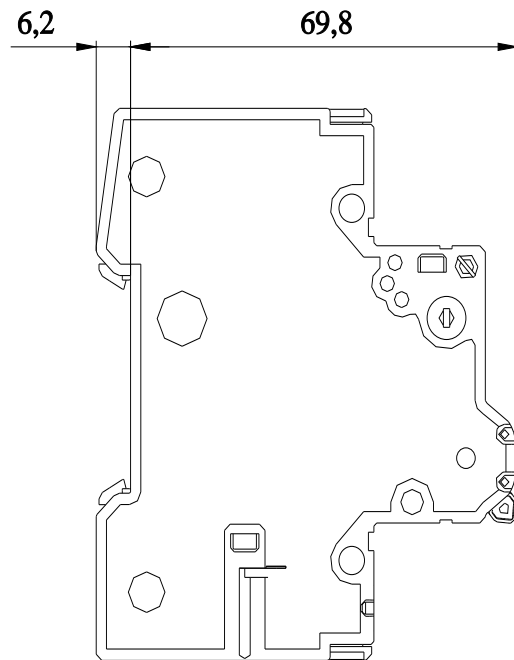
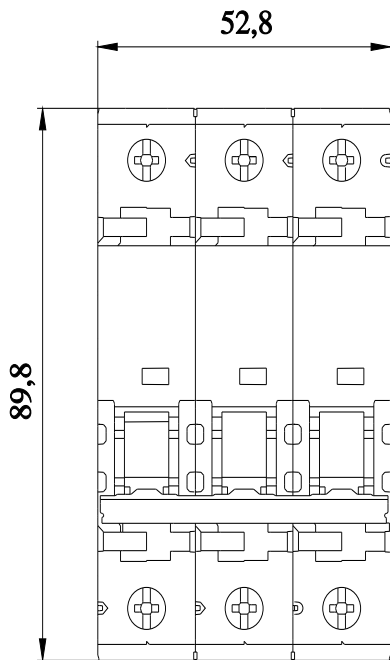
http://www.automation.siemens.com/bilddb/cax_en.aspx?mifb=5SY6350-7CC

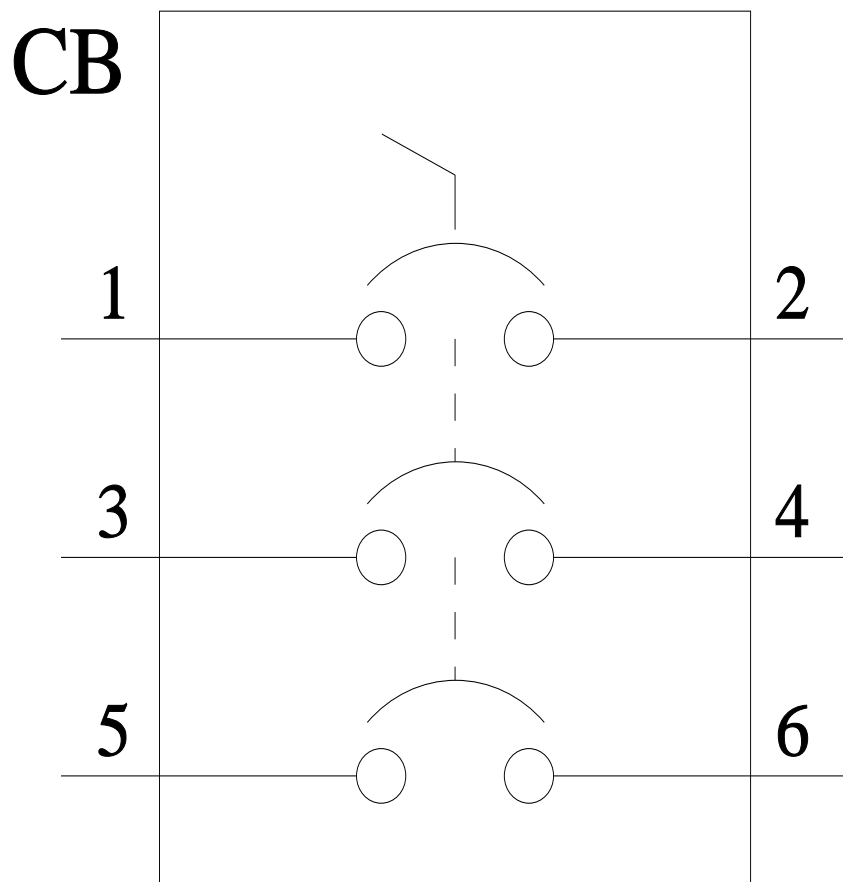
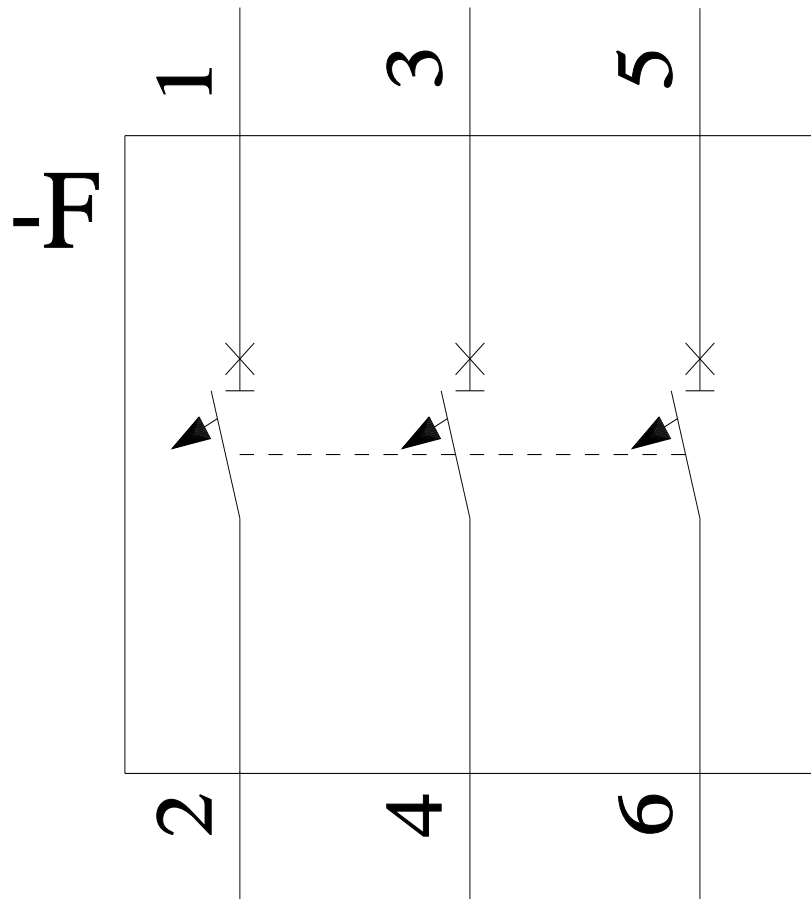
CAX-Online-Generator

<http://www.siemens.com/cax>

Tender specifications

<http://www.siemens.com/specifications>





last modified:

4/4/2025

