


PMPUPP2GS
PMPUPP2GBKS




WHITE Part No: PMPUPP2GS



BLACK Part No: PMPUPP2GBKS



Example of PMPUPP2GS
Leopard Skin (Cover)



Example of PMPUPP2GS
Snow Leopard Skin (Cover)

Cleaning Guide:

Spraying cleaning products directly on to electrical switches or power points (sockets) is not recommended. It is important to ensure that switches are turned off before cleaning.


Do not use any cleaning sprays - only wipe down with damp cloth or rub with dry cloth. (Do not use an abrasive cloth as it may scratch the plastic). Do not use harsh chemical cleaners as these can break down the plastic and cause it to crack. Do not wash the cover plates in water over 60°C.

Trader Powermesh products must be installed by a qualified electrician. Zimi requires a compatible (Android, iOS) mobile device. All features, functionality and other product specifications are subject to change without notice or obligation. Powermesh products are optimised for the use with the Zimi App. The Bluetooth word mark and logos are registered trademarks owned by the Bluetooth SIG, Inc. The Trader logo is a registered trademark of GSM Electrical (Australia) Pty. Ltd. IOS is a trademark or registered trademark of Cisco Inc. Zimi and Powermesh and their respective logos are registered trademarks of GSM Innovations Pty Ltd. Google Play and the Google Play logo are trademarks of Google Inc. App Store is a service mark of Apple Inc., registered in the U.S. and other countries.

© Copyright 2018 GSM Electrical (Australia) Pty. Ltd. All rights reserved

Powermesh Double Power Point

- 3 skins included: Puma, Leopard, Snow Leopard.
- Approved to AS/NZS3112 & AS/NZS CISPR15.
- Fits standard Australian wall boxes and mounting accessories that use 84mm mounting centres.
- Uses brass tunnel terminals that have the screws backed out for easier installation of cabling. Power point terminals have 6mm bore to suit 4 x 2.5mm² cable.
- Combination head screws for the socket terminals.
- Uses Screw Caps to cover mounting screws.
- Dolly LED power indicator lights up when switched on.
- Soft touch dolly action.
- Covers, plates and dollies are made from UV stabilised polycarbonate to avoid discolouring to yellow.
- Standard colour is white. Available in Black. Please check availability.
- Rating 10A 250V~AC 50Hz.
- Software control using the Zimi app, available on the Google Play and App Store.
- Power monitoring.
- Inbuilt scheduling.
- Power outage recovery.
- Power lock capability for safety.
- Control anywhere in the world via the Internet with the Zimi Cloud Connect (Product Code: PMZCLOUDV1)



Catalogue Number	Description
PMPUPP2GS	Power Point Switched 2 Gang, 10A 250V~ Powermesh Enabled, White
PMPUPP2GSBK	Power Point Switched 2 Gang, 10A 250V~ Powermesh Enabled, Black



Certification Number:
GMA-504417-EA

GSM Electrical (Australia) Pty Ltd
Level 2, 142-144 Fullarton Road, Rose Park SA 5067
P: 1300 301 838 F: 1300 301 778 E: service@gsm.com.au
www.gsm.com.au



PMPUSWV1GS PMPUSWV1GBKS



WHITE Part No: **PMPUSWV1GS**



BLACK Part No: **PMPUSWV1GBKS**



Example of PMPUSWV1GS With Leopard Skin (Cover)



Example of PMPUSWV1GS With Snow Leopard Skin (Cover)

Compatible load types

- Dimmable LED drivers & lamps
- 12V electronic transformers
- Standard iron core & toroidal transformers
- Incandescent

Cleaning Guide:

Spraying cleaning products directly on to electrical switches or power points (sockets) is not recommended. It is important to ensure that switches are turned off before cleaning.

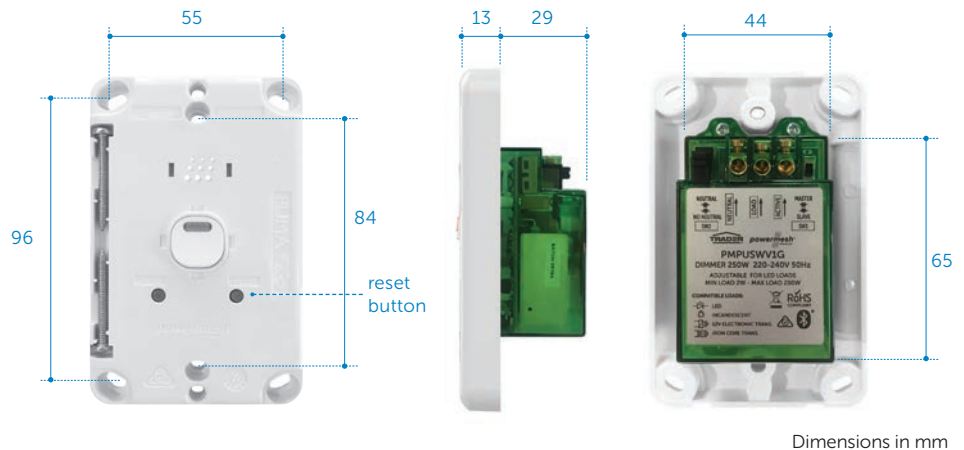
Do not use any cleaning sprays - only wipe down with damp cloth or rub with dry cloth. (Do not use an abrasive cloth as it may scratch the plastic). Do not use harsh chemical cleaners as these can break down the plastic and cause it to crack. Do not wash the cover plates in water over 60°C.

Trader Powermesh products must be installed by a qualified electrician. Zimi requires a compatible (Android, iOS) mobile device. All features, functionality and other product specifications are subject to change without notice or obligation. Powermesh products are optimised for the use with the Zimi App. The Bluetooth word mark and logos are registered trademarks owned by the Bluetooth SIG, Inc. The Trader logo is a registered trademark of GSM Electrical (Australia) Pty. Ltd. IOS is a trademark or registered trademark of Cisco Inc. Zimi and Powermesh and their respective logos are registered trademarks of GSM Innovations Pty Ltd. Google Play and the Google Play logo are trademarks of Google Inc. App Store is a service mark of Apple Inc., registered in the U.S. and other countries.

© Copyright 2018 GSM Electrical (Australia) Pty. Ltd. All rights reserved

Powermesh Light Dimmer

- 3 skins included: Puma, Leopard, Snow Leopard.
- Approved to AS/NZ60669.2.1 & AS/NZS CISPR15.
- Fits standard Australian wall boxes and mounting accessories that use 84mm mounting centres.
- Switch terminals have 4mm bore to suit 1.5mm² cable.
- Mini dimmer indicator displays the brightness level.
- Soft touch dolly dimming control.
- Trailing edge dimmer.
- Software control using the Zimi app, available on the Google Play and App Store.
- Covers, plates and dollies are made from UV stabilised polycarbonate to avoid discolouring to yellow.
- Standard colour is white. Available in Black. Please check availability.
- Rating 250W 220-240V AC 50Hz.
- Optional neutral connection (2 & 3 wire)
- Master & slave switch for 2 & 3 way dimming.
- Minimum and maximum brightness setting for increased dimming compatibility without flicker.
- Inbuilt scheduling.
- Power outage recovery.
- Control anywhere in the world via the Internet with the Zimi Cloud Connect (Product Code: PMZCLOUDV1)



Catalogue Number	Description
PMPUSWV1GS	Dimmer Switch Vertical 1 Gang, 250V~ Powermesh Enabled, White
PMPUSWV1GBKS	Dimmer Switch Vertical 1 Gang, 250V~ Powermesh Enabled, Black



Certification Number:
GMA-504509-EA

GSM Electrical (Australia) Pty Ltd
Level 2, 142-144 Fullarton Road, Rose Park SA 5067
P: 1300 301 838 F: 1300 301 778 E: service@gsm.com.au
www.gsm.com.au




Data Specification Sheet
August 2019

PMZCLOUDV1




WHITE Part No: PMZCLOUDV1



Zimi Cloud Connect
[Powermesh Enabled]

- Control all your Powermesh devices anywhere in the world via the Internet.
- Works with the Google Assistant.
- Colour LED status indicator.
- Power usage history.
- 5V plug pack included.



Dimensions in mm

Catalogue Number	Description
PMZCLOUDV1	Zimi Cloud Connect

Cleaning Guide:

Do not use any cleaning sprays - only wipe down with damp cloth or rub with dry cloth. (Do not use an abrasive cloth as it may scratch the plastic). Do not use harsh chemical cleaners as these can break down the plastic and cause it to crack. Do not wash the cover plates in water over 60°C.

Trader Powermesh products must be installed by a qualified electrician. Zimi requires a compatible (Android, iOS) mobile device. All features, functionality and other product specifications are subject to change without notice or obligation. Powermesh products are optimised for the use with the Zimi App. The Bluetooth word mark and logos are registered trademarks owned by the Bluetooth SIG, Inc. The Trader logo is a registered trademark of GSM Electrical (Australia) Pty. Ltd. IOS is a trademark or registered trademark of Cisco Inc. Zimi and Powermesh and their respective logos are registered trademarks of GSM Innovations Pty Ltd. Google Play and the Google Play logo are trademarks of Google Inc. App Store is a service mark of Apple Inc., registered in the U.S. and other countries.

© Copyright 2018 GSM Electrical (Australia) Pty. Ltd. All rights reserved

GSM Electrical (Australia) Pty Ltd
Level 2, 142-144 Fullarton Road, Rose Park SA 5067
P: 1300 301 838 F: 1300 301 778 E: service@gsm.com.au
www.gsm.com.au



PMPUSWV1G3S PMPUSWV1G3BKS



WHITE Part No: **PMPUSWV1G3S**



BLACK Part No: **PMPUSWV1G3BKS**



Example of
PMPUSWV1G3S
With Leopard
Skin (Cover)



Example of
PMPUSWV1G3S
With Snow Leopard
Skin (Cover)

Compatible load types

	LED
	Incandescent
	Fluorescent
	CFLs
	Electronic transformers
	Standard iron core & toroidal transformers
	Exhaust fans / small motors

Cleaning Guide:

Spraying cleaning products directly on to electrical switches or power points (sockets) is not recommended. It is important to ensure that switches are turned off before cleaning.


Do not use any cleaning sprays - only wipe down with damp cloth or rub with dry cloth. (Do not use an abrasive cloth as it may scratch the plastic). Do not use harsh chemical cleaners as these can break down the plastic and cause it to crack. Do not wash the cover plates in water over 60°C.

Trader Powermesh products must be installed by a qualified electrician. Zimi requires a compatible (Android, iOS) mobile device. All features, functionality and other product specifications are subject to change without notice or obligation. Powermesh products are optimised for the use with the Zimi App. The Bluetooth word mark and logos are registered trademarks owned by the Bluetooth SIG, Inc. The Trader logo is a registered trademark of GSM Electrical (Australia) Pty. Ltd. IOS is a trademark or registered trademark of Cisco Inc. Zimi and Powermesh and their respective logos are registered trademarks of GSM Innovations Pty Ltd. Google Play and the Google Play logo are trademarks of Google Inc. App Store is a service mark of Apple Inc., registered in the U.S. and other countries.

© Copyright 2018 GSM Electrical (Australia) Pty. Ltd. All rights reserved

Powermesh Multi Purpose Switch

- 3 skins included: Puma, Leopard, Snow Leopard.
- Approved to AS/NZ60669.2.1 & AS/NZS CISPR15.
- Fits standard Australian wall boxes and mounting accessories that use 84mm mounting centres.
- Switch terminals have 4mm bore to suit 1.5mm² cable.
- Soft touch control.
- Indicator displays the on/off state.
- Software control using the Zimi app, available on the Google Play and App Store.
- Covers, plates and dollies are made from UV stabilised polycarbonate to avoid discolouring to yellow.
- Standard colour is white. Available in Black. Please check availability.
- Rating 240V AC 50Hz, 10AX
- Neutral connection required (3 wire)
- Multi way switching with multiple devices using 'Behaviour link' (configured using the Zimi app).
- M60 motor rating
- Inbuilt scheduling.
- Power outage recovery.
- Control anywhere in the world via the Internet with the Zimi Cloud Connect (Product Code: PMZCLOUDV1)



Catalogue Number	Description
PMPUSWV1G3S	Multi Purpose Switch, Vertical 1 Gang 10AX 240V 3 Wire POWERMESH Enabled, White, 3 Skins
PMPUSWV1G3BKS	Multi Purpose Switch, Vertical 1 Gang 10AX 240V 3 Wire POWERMESH Enabled, Black, 3 Skins

Certification Number:
GMA-506939-EA

GSM Electrical (Australia) Pty Ltd
Level 2, 142-144 Fullarton Road, Rose Park SA 5067
P: 1300 301 838 F: 1300 301 778 E: service@gsm.com.au
www.gsm.com.au



**PMFC
PMFCBK**



WHITE Part No: **PMFC**



BLACK Part No: **PMFCBK**

Cleaning Guide:

Spraying cleaning products directly on to electrical switches or power points (sockets) is not recommended. It is important to ensure that switches are turned off before cleaning.

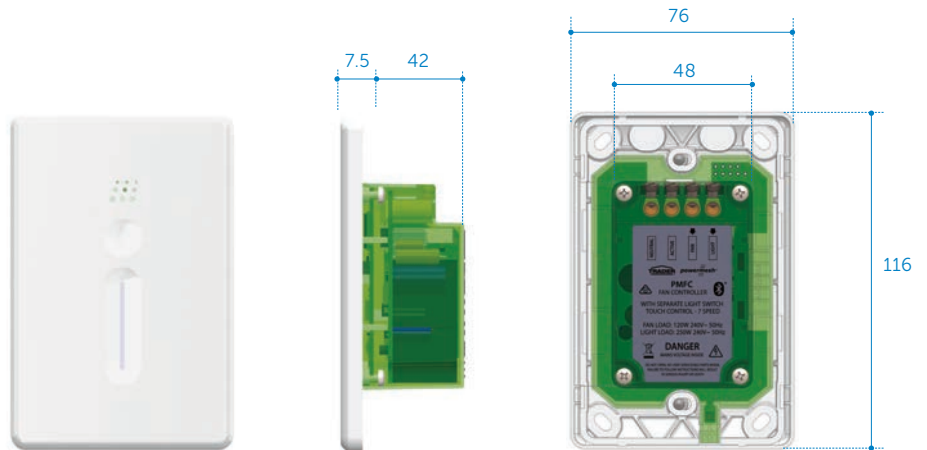
Do not use any cleaning sprays - only wipe down with damp cloth or rub with dry cloth. (Do not use an abrasive cloth as it may scratch the plastic). Do not use harsh chemical cleaners as these can break down the plastic and cause it to crack. Do not wash the cover plates in water over 60°C.

Trader Powermesh products must be installed by a qualified electrician. Zimi requires a compatible (Android, iOS) mobile device. All features, functionality and other product specifications are subject to change without notice or obligation. Powermesh products are optimised for the use with the Zimi App. The Bluetooth word mark and logos are registered trademarks owned by the Bluetooth SIG, Inc. The Trader logo is a registered trademark of GSM Electrical (Australia) Pty. Ltd. IOS is a trademark or registered trademark of Cisco Inc. Zimi and Powermesh and their respective logos are registered trademarks of GSM Innovations Pty Ltd. Google Play and the Google Play logo are trademarks of Google Inc. App Store is a service mark of Apple Inc., registered in the U.S. and other countries.

© Copyright 2018 GSM Electrical (Australia) Pty. Ltd. All rights reserved

Powermesh Fan Controller with Light Switch

- Approved to AS/NZ60669.2.1 & AS/NZS CISPR15.
- Fits standard Australian wall boxes and mounting accessories that use 84mm mounting centres.
- Switch terminals have 4mm bore to suit 1.5mm² cable.
- Sliding touch control for fan speed. Touch control for light
- 7 speed AC fan control (1.1~3.3µF + full speed).
- Indicator displays the on/off state, and fan speed.
- Software control using the Zimi app, available on the Google Play and App Store.
- Covers, plates and dollies made from UV stabilised polycarbonate to avoid discolouring.
- Standard colour is White. Available in Black. Please check availability.
- Rating for fan 240V~ 50Hz 120W max.
- Rating for light 240V~ 50Hz 250W max.
- 3 wire mode only, neutral is required.
- Inbuilt scheduling.
- Power outage recovery.
- Speed Sense technology synchronises the fan speed with room temperature.
- Control anywhere in the world via the Internet with the Zimi Cloud Connect (Product Code: PMZCLOUDV1)



Catalogue Number	Description
PMFC	Powermesh Fan Controller with Light Switch, White
PMFCBK	Powermesh Fan Controller, with Light Switch, Black

Certification Number:
GMA-506666-EA

GSM Electrical (Australia) Pty Ltd
Level 2, 142-144 Fullarton Road, Rose Park SA 5067
P: 1300 301 838 F: 1300 301 778 E: service@gsme.com.au
www.gsme.com.au



PMPUSWMPV1G
PMPUSWMPV1GBK
PMPUSWMP1G
PMPUSWMP1GBK



Compatible load types*

- LED
- Incandescent
- Fluorescent
- CFLs
- Electronic transformers
- Standard iron core & toroidal transformers
- Exhaust fans / small motors

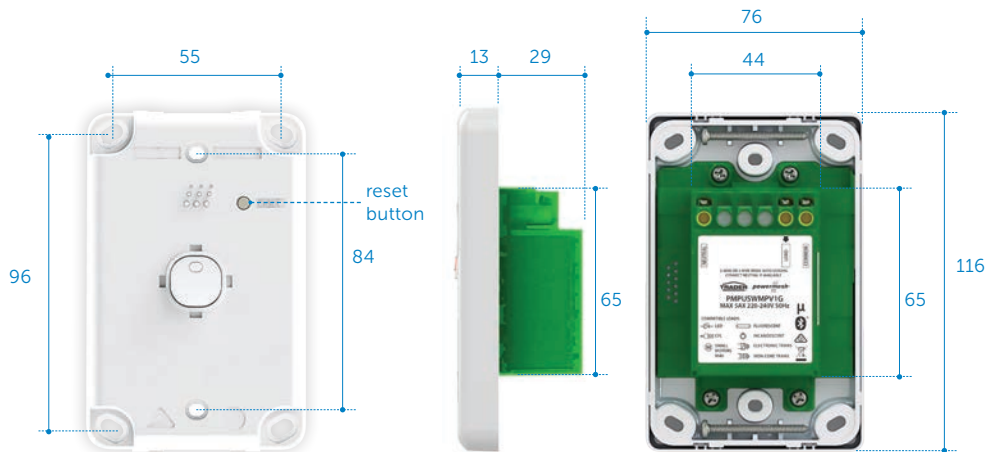
***Always use a Neutral wire where possible.**
 When operating without a neutral connected, a small amount of power is used via LOAD 1 when switched off. This may in some instances result with lights not completely turning off. Dimmable loads might be fixed by increasing to at least 2 lights with a load >10W.
Non-Dimmable loads may require a bypass/load correction device fitted if the load is sufficient.

For use with contactors, please note:
 1. Use contactors with built-in suppressors (coil section).
OR
 2. If the contactor does not have built-in suppressor, an external RC suppressor must be used.
OR
 3. If possible, use PMPUSWV1G3S (1 Button Powermesh Switch) which will work with all contactor types.
 Refer to Powermesh Customer Service for further advice.

Trader Powermesh products must be installed by a qualified electrician. Zimi requires a compatible (Android, iOS) mobile device. All features, functionality and other product specifications are subject to change without notice or obligation. Powermesh products are optimised for the use with the Zimi App. The Bluetooth word mark and logos are registered trademarks owned by the Bluetooth SIG, Inc. The Trader logo is a registered trademark of GSM Electrical (Australia) Pty. Ltd. IOS is a trademark or registered trademark of Cisco Inc. Zimi and Powermesh and their respective logos are registered trademarks of GSM Innovations Pty Ltd. Google Play and the Google Play logo are trademarks of Google Inc. App Store is a service mark of Apple Inc., registered in the U.S. and other countries.
 © Copyright 2018 GSM Electrical (Australia) Pty. Ltd. All rights reserved

Powermesh Multi Purpose Switch - 1 Button

- In classic Puma architecture
- Approved to AS/NZ60669.2.1 & AS/NZS CISPR15.
- Fits standard Australian wall boxes and mounting accessories that use 84mm mounting centres.
- Switch terminals have 4mm bore to suit 1.5mm² cable.
- Soft touch control.
- Indicator displays the on/off state.
- Software control using the Zimi app, available on the Google Play and App Store.
- Covers, plates and dollies made from UV stabilised polycarbonate to avoid discolouring.
- Standard colour is White. Available in Black.
- Neutral connection not required (2 wire); connect neutral if available (3 wire).
- Auto sensing between 2 wire and 3 wire modes.
- Rating 240V~ AC 50Hz, 5AX max in 3 wire mode,
- 2 wire mode rating 5A max for channel one, suitable load required.
- Multi way switching with multiple devices using 'Behaviour link' (configured using the Zimi app)
- M40 motor rating max.
- Inbuilt scheduling.
- Power outage recovery.
- Control anywhere in the world via the Internet with the Zimi Cloud Connect (Product Code: PMZCLOUDV1)
- See notes (at left) for use of contactors with these devices



Catalogue Number	Description
PMPUSWMPV1G	Powermesh Multi Purpose Switch Vertical 1 Button, 5AX / 240V~, 2 or 3 wire, White
PMPUSWMPV1GBK	Powermesh Multi Purpose Switch Vertical 1 Button, 5AX / 240V~, 2 or 3 wire, Black
PMPUSWMP1G	Powermesh Multi Purpose Switch Horizontal 1 Button, 5AX / 240V~, 2 or 3 wire, White
PMPUSWMP1GBK	Powermesh Multi Purpose Switch Horizontal 1 Button, 5AX / 240V~, 2 or 3 wire, Black

Certification Number:
 GMA-506939-EA

GSM Electrical (Australia) Pty Ltd
 Level 2, 142-144 Fullarton Road, Rose Park SA 5067
 P: 1300 301 838 F: 1300 301 778 E: service@gsm.com.au
www.gsm.com.au



PMPUSWMPV2G
PMPUSWMPV2GBK
PMPUSWMP2G
PMPUSWMP2GBK



Compatible load types*

- LED
- Incandescent
- Fluorescent
- CFLs
- Electronic transformers
- Standard iron core & toroidal transformers
- Exhaust fans / small motors

***Always use a Neutral wire where possible.**
 When operating without a neutral connected, a small amount of power is used via LOAD 1 when switched off. This may in some instances result with lights not completely turning off. Dimmable loads might be fixed by increasing to at least 2 lights with a load >10W.
Non-Dimmable loads may require a bypass/load correction device fitted if the load is sufficient.

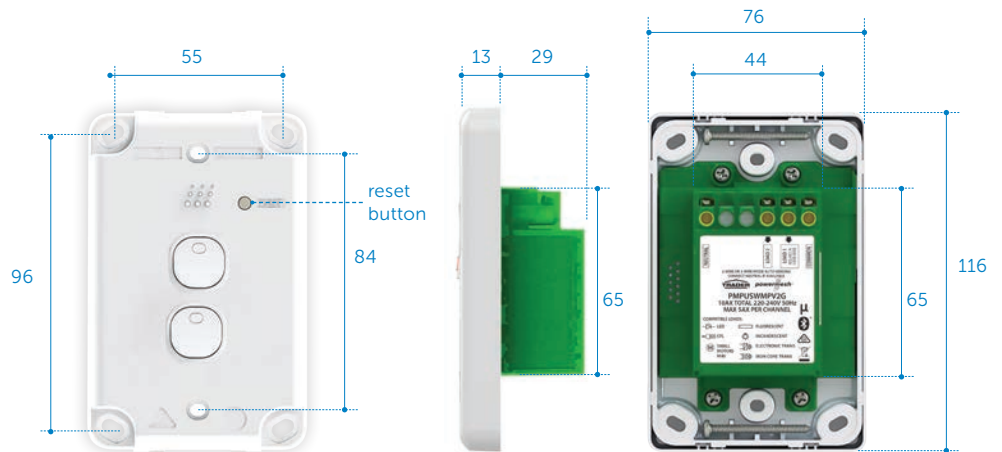
For use with contactors, please note:

1. Use contactors with built-in suppressors (coil section).
 - OR
 2. If the contactor does not have built-in suppressor, an external RC suppressor must be used.
 - OR
 3. If possible, use PMPUSWV1G3S (1 Button Powermesh Switch) which will work with all contactor types.
- Refer to Powermesh Customer Service for further advice.

Trader Powermesh products must be installed by a qualified electrician. Zimi requires a compatible (Android, iOS) mobile device. All features, functionality and other product specifications are subject to change without notice or obligation. Powermesh products are optimised for the use with the Zimi App. The Bluetooth word mark and logos are registered trademarks owned by the Bluetooth SIG, Inc. The Trader logo is a registered trademark of GSM Electrical (Australia) Pty. Ltd. IOS is a trademark or registered trademark of Cisco Inc. Zimi and Powermesh and their respective logos are registered trademarks of GSM Innovations Pty Ltd. Google Play and the Google Play logo are trademarks of Google Inc. App Store is a service mark of Apple Inc., registered in the U.S. and other countries.
 © Copyright 2018 GSM Electrical (Australia) Pty. Ltd. All rights reserved

Powermesh Multi Purpose Switch - 2 Button

- In classic Puma architecture
- Approved to AS/NZ60669.2.1 & AS/NZS CISPR15.
- Fits standard Australian wall boxes and mounting accessories that use 84mm mounting centres.
- Switch terminals have 4mm bore to suit 1.5mm² cable.
- Soft touch control.
- Indicator displays the on/off state.
- Software control using the Zimi app, available on the Google Play and App Store.
- Covers, plates and dollies made from UV stabilised polycarbonate to avoid discolouring.
- Standard colour is White. Available in Black.
- Neutral connection not required (2 wire); connect neutral if available (3 wire).
- Auto sensing between 2 wire and 3 wire modes.
- Rating 240V~ AC 50Hz, 5AX max in 3 wire mode.
- 2 wire mode rating 5A max for channel one, suitable load required.
- Multi way switching with multiple devices using 'Behaviour link' (configured using the Zimi app)
- M40 motor rating max.
- Inbuilt scheduling.
- Power outage recovery.
- Control anywhere in the world via the Internet with the Zimi Cloud Connect (Product Code: PMZCLOUDV1)
- See notes (at left) for use of contactors with these devices



Catalogue Number	Description
PMPUSWMPV2G	Powermesh Multi Purpose Switch Vertical 2 Button 10AX Total / 5AX max per channel 240V~ 2 or 3 wire, White
PMPUSWMPV2GBK	Powermesh Multi Purpose Switch Vertical 2 Button 10AX Total / 5AX max per channel 240V~ 2 or 3 wire, Black
PMPUSWMP2G	Powermesh Multi Purpose Switch Horizontal 2 Button 10AX Total / 5AX max per channel 240V~ 2 or 3 wire, White
PMPUSWMP2GBK	Powermesh Multi Purpose Switch Horizontal 2 Button 10AX Total / 5AX max per channel 240V~ 2 or 3 wire, Black

Certification Number:
 GMA-506939-EA

GSM Electrical (Australia) Pty Ltd
 Level 2, 142-144 Fullarton Road, Rose Park SA 5067
 P: 1300 301 838 F: 1300 301 778 E: service@gsm.com.au
www.gsm.com.au



PMPUSWMPV3G
PMPUSWMPV3GBK



PMPUSWMPV3G PMPUSWMPV3GBK

Compatible load types*

- LED
- Incandescent
- Fluorescent
- CFLs
- Electronic transformers
- Standard iron core & toroidal transformers
- Exhaust fans / small motors

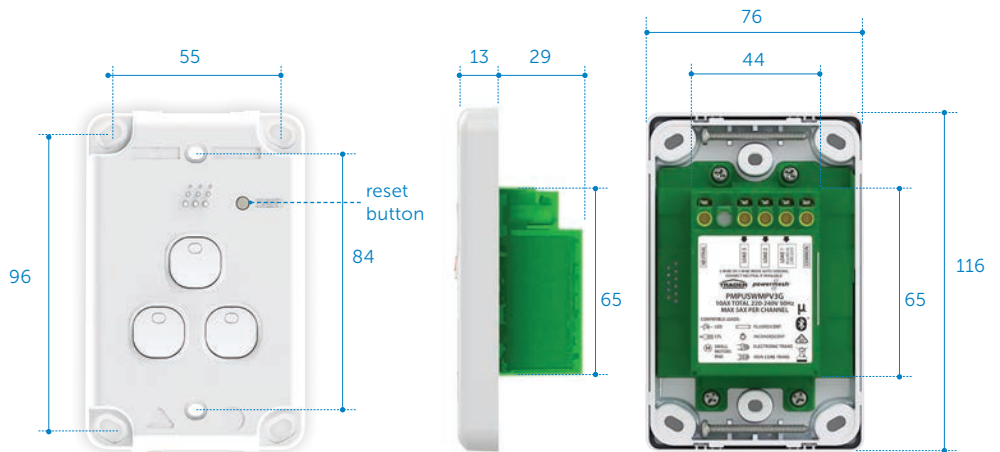
***Always use a Neutral wire where possible.**
When operating without a neutral connected, a small amount of power is used via LOAD 1 when switched off. This may in some instances result with lights not completely turning off. **Dimmable** loads might be fixed by increasing to at least 2 lights with a load >10W. **Non-Dimmable** loads may require a bypass/load correction device fitted if the load is sufficient.

For use with contactors, please note:
1. Use contactors with built-in suppressors (coil section).
OR
2. If the contactor does not have built-in suppressor, an external RC suppressor must be used.
OR
3. If possible, use PMPUSWV1G3S (1 Button Powermesh Switch) which will work with all contactor types.
Refer to Powermesh Customer Service for further advice.

Trader Powermesh products must be installed by a qualified electrician. Zimi requires a compatible (Android, iOS) mobile device. All features, functionality and other product specifications are subject to change without notice or obligation. Powermesh products are optimised for the use with the Zimi App. The Bluetooth word mark and logos are registered trademarks owned by the Bluetooth SIG, Inc. The Trader logo is a registered trademark of GSM Electrical (Australia) Pty. Ltd. IOS is a trademark or registered trademark of Cisco Inc. Zimi and Powermesh and their respective logos are registered trademarks of GSM Innovations Pty Ltd. Google Play and the Google Play logo are trademarks of Google Inc. App Store is a service mark of Apple Inc., registered in the U.S. and other countries.
© Copyright 2018 GSM Electrical (Australia) Pty. Ltd. All rights reserved

Powermesh Multi Purpose Switch - 3 Button

- In classic Puma architecture
- Approved to AS/NZ60669.2.1 & AS/NZS CISPR15.
- Fits standard Australian wall boxes and mounting accessories that use 84mm mounting centres.
- Switch terminals have 4mm bore to suit 1.5mm² cable.
- Soft touch control.
- Indicator displays the on/off state.
- Software control using the Zimi app, available on the Google Play and App Store.
- Covers, plates and dollies made from UV stabilised polycarbonate to avoid discolouring.
- Standard colour is White. Available in Black.
- Neutral connection not required (2 wire); connect neutral if available (3 wire).
- Auto sensing between 2 wire and 3 wire modes.
- Rating 240V~ AC 50Hz, 5AX max in 3 wire mode.
- 2 wire mode rating 5A max for channel one, suitable load required.
- Multi way switching with multiple devices using 'Behaviour link' (configured using the Zimi app).
- M40 motor rating max.
- Inbuilt scheduling.
- Power outage recovery.
- Control anywhere in the world via the Internet with the Zimi Cloud Connect (Product Code: PMZCLOUDV1)
- See notes (at left) for use of contactors with these devices



Catalogue Number	Description
PMPUSWMPV3G	Powermesh Multi Purpose Switch Vertical 3 Button 10AX Total / 5AX max per channel, 240V~ 2 or 3 wire, White
PMPUSWMPV3GBK	Powermesh Multi Purpose Switch Vertical 3 Button 10AX Total / 5AX max per channel, 240V~ 2 or 3 wire, Black

Certification Number:
GMA-506939-EA

GSM Electrical (Australia) Pty Ltd
Level 2, 142-144 Fullarton Road, Rose Park SA 5067
P: 1300 301 838 F: 1300 301 778 E: service@gsm.com.au
www.gsm.com.au



PMPUSWMPV4G
PMPUSWMPV4GBK
PMPUSWMP4G
PMPUSWMP4GBK



Compatible load types*

- LED
- Incandescent
- Fluorescent
- CFLs
- Electronic transformers
- Standard iron core & toroidal transformers
- Exhaust fans / small motors

*Always use a Neutral wire where possible. When operating without a neutral connected, a small amount of power is used via LOAD 1 when switched off. This may in some instances result with lights not completely turning off. Dimmable loads might be fixed by increasing to at least 2 lights with a load >10W. Non-Dimmable loads may require a bypass/load correction device fitted if the load is sufficient.

For use with contactors, please note:

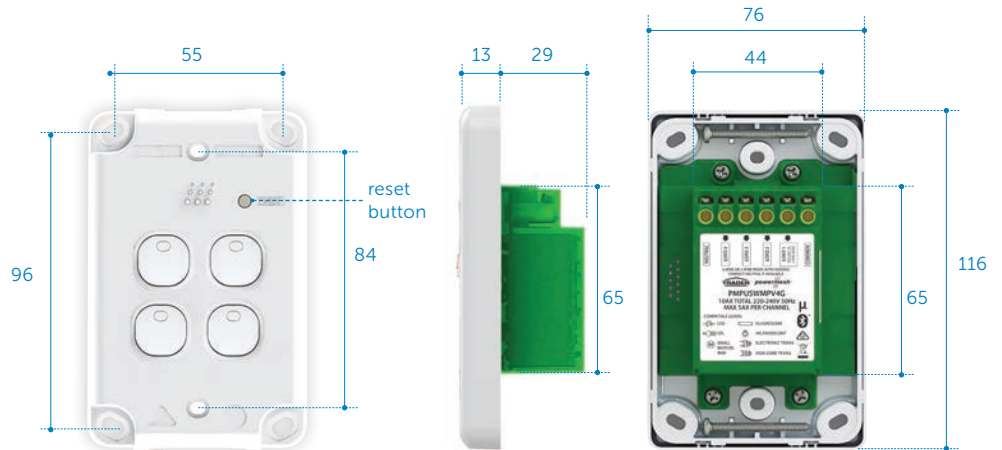
1. Use contactors with built-in suppressors (coil section).
 - OR
 2. If the contactor does not have built-in suppressor, an external RC suppressor must be used.
 - OR
 3. If possible, use PMPUSWV1G3S (1 Button Powermesh Switch) which will work with all contactor types.
- Refer to Powermesh Customer Service for further advice.

Trader Powermesh products must be installed by a qualified electrician. Zimi requires a compatible (Android, iOS) mobile device. All features, functionality and other product specifications are subject to change without notice or obligation. Powermesh products are optimised for the use with the Zimi App. The Bluetooth word mark and logos are registered trademarks owned by the Bluetooth SIG, Inc. The Trader logo is a registered trademark of GSM Electrical (Australia) Pty. Ltd. IOS is a trademark or registered trademark of Cisco Inc. Zimi and Powermesh and their respective logos are registered trademarks of GSM Innovations Pty Ltd. Google Play and the Google Play logo are trademarks of Google Inc. App Store is a service mark of Apple Inc., registered in the U.S. and other countries.

© Copyright 2018 GSM Electrical (Australia) Pty. Ltd. All rights reserved

Powermesh Multi Purpose Switch - 4 Button

- In classic Puma architecture
- Approved to AS/NZ60669.2.1 & AS/NZS CISPR15.
- Fits standard Australian wall boxes and mounting accessories that use 84mm mounting centres.
- Switch terminals have 4mm bore to suit 1.5mm² cable.
- Soft touch control.
- Indicator displays the on/off state.
- Software control using the Zimi app, available on the Google Play and App Store.
- Covers, plates and dollies made from UV stabilised polycarbonate to avoid discolouring.
- Standard colour is White. Available in Black.
- Neutral connection not required (2 wire); connect neutral if available (3 wire).
- Auto sensing between 2 wire and 3 wire modes.
- Rating 240V~ AC 50Hz, 5AX max in 3 wire mode.
- 2 wire mode rating 5A max for channel one, suitable load required.
- Multi way switching with multiple devices using 'Behaviour link' (configured using the Zimi app).
- M40 motor rating max.
- Inbuilt scheduling.
- Power outage recovery.
- Control anywhere in the world via the Internet with the Zimi Cloud Connect (Product Code: PMZCLOUDV1)
- See notes (at left) for use of contactors with these devices



Catalogue Number	Description
PMPUSWMPV4G	Powermesh Multi Purpose Switch Vertical 4 Button 10AX Total / 5AX max per channel 240V~ 2 or 3 wire, White
PMPUSWMPV4GBK	Powermesh Multi Purpose Switch Vertical 4 Button 10AX Total / 5AX max per channel 240V~ 2 or 3 wire, Black
PMPUSWMP4G	Powermesh Multi Purpose Switch Horizontal 4 Button 10AX Total / 5AX max per channel 240V~ 2 or 3 wire, White
PMPUSWMP4GBK	Powermesh Multi Purpose Switch Horizontal 4 Button 10AX Total / 5AX max per channel 240V~ 2 or 3 wire, Black

Certification Number:
GMA-506939-EA


GSM Electrical (Australia) Pty Ltd
Level 2, 142-144 Fullarton Road, Rose Park SA 5067
P: 1300 301 838 F: 1300 301 778 E: service@gsm.com.au
www.gsm.com.au



Data Specification Sheet
September 2020

PMCARD5PK

Powermesh
'Mesh & Go' Cards
(Pack of 5)



Powermesh Mesh & Go Cards

- Allows easy transfer of a complete Powermesh network from installer's device to customer's device.
- Each card has a unique QR code and can be reused.
- To see a demonstration watch the "How to Mesh & Go" video:
<https://www.youtube.com/watch?v=uR4myb0WKJc>


Installer steps:

- Login in to Zimi, select the menu icon and select 'My Account'
- Add your electrical licence details to enable the ability to Mesh & Go.
- Create a new network.
- Pair all the Powermesh devices, add automatic schedules or change any device settings.
- Once everything has been setup:
 - Select the menu icon.
 - Select "Manage".
 - Select the 'Mesh & Go' icon and then the 'Mesh & Go' card option.
 - Using the camera on your device, simply scan the QR code on the card to finish.

Customer steps:

- Download "Zimi" app from App Store or Google Play.
- Create an account and login:
 - Select the menu icon at the top left of screen.
 - Select 'Create'.
 - Select the 'Scan Zimi card now'.
 - Using the camera on your device, simply scan the QR code on the card to finish.

The Mesh & Go cards are perfect for installers to easily transfer a complete setup to a customer. It's ideal for new homes where the installer may not know the customer, however the card can be included in their welcome kit. Transferring a network has never been so simple!




Trader Powermesh products must be installed by a qualified electrician. Zimi requires a compatible (Android, iOS) mobile device. All features, functionality and other product specifications are subject to change without notice or obligation. Powermesh products are optimised for the use with the Zimi App. The Bluetooth word mark and logos are registered trademarks owned by the Bluetooth SIG, Inc. The Trader logo is a registered trademark of GSM Electrical (Australia) Pty. Ltd. IOS is a trademark or registered trademark of Apple Inc., registered in the U.S. and other countries. Zimi and Powermesh and their respective logos are registered trademarks of GSM Innovations Pty Ltd. Google Play and the Google Play logo are trademarks of Google Inc. App Store is a service mark of Apple Inc., registered in the U.S. and other countries.
© Copyright 2018 GSM Electrical (Australia) Pty. Ltd. All rights reserved

Catalogue Number	Description
PMCARD5PK	Mesh & Go ZIMI Card 5 Pack for POWERMESH Must Buy as a Pack of 5

GSM Electrical (Australia) Pty Ltd
Level 2, 142-144 Fullarton Road, Rose Park SA 5067
P: 1300 301 838 F: 1300 301 778 E: service@gsm.com.au
www.gsm.com.au

PMCARD5PK

One (1) pack includes
5 x Mesh & Go cards



Powermesh Mesh & Go Cards

Mesh & Go Cards for POWERMESH (Must Buy as a Pack of 5)

- Allows easy transfer of Powermesh network from installer's phone to client's phone.
- Hands free handover of hands free switches.
- Each card has a unique QR code.
- To see a demonstration visit: "How to Mesh & Go with Powermesh"
<https://www.youtube.com/watch?v=uR4myb0WKJc>


Installer Steps:

- Log into Zimi account as a contractor
- Name and set up the network on your own phone.
- Pair Powermesh devices to network and set up schedules and any other settings needed on each device.
- Once network is operating as planned:
 - Press 3 lines at top left of screen
 - Select "manage"
 - Press "mesh & go" to either:
 - A. Email network to client (if known)
 - B. Scan QR Code on mesh & go card to store network on the card.

Client Steps:

- Download "Zimi" app from App Store or Google
 - If installer has chosen option "A" (as above)
 - Click link in email to download network
 - If installer has chosen option "B" (as above)
 - Scan QR code on "mesh & go" card to download network on to your phone

The mesh & go cards are perfect for new homes where the end client may not be known. The card can be provided with the new owners welcome kit.



Trader Powermesh products must be installed by a qualified electrician. Zimi requires a compatible (Android, iOS) mobile device. All features, functionality and other product specifications are subject to change without notice or obligation. Powermesh products are optimised for the use with the Zimi App. The Bluetooth word mark and logos are registered trademarks owned by the Bluetooth SIG, Inc. The Trader logo is a registered trademark of GSM Electrical (Australia) Pty. Ltd. IOS is a trademark or registered trademark of Apple Inc., registered in the U.S. and other countries. Zimi and Powermesh and their respective logos are registered trademarks of GSM Innovations Pty Ltd. Google Play and the Google Play logo are trademarks of Google Inc., registered in the U.S. and other countries. © Copyright 2018 GSM Electrical (Australia) Pty. Ltd. All rights reserved








Catalogue Number	Description
PMCARD5PK	Mesh & Go ZIMI Card 5 Pack for POWERMESH Must Buy as a Pack of 5

GSM Electrical (Australia) Pty Ltd
Level 2, 142-144 Fullarton Road, Rose Park SA 5067
P: 1300 301 838 F: 1300 301 778 E: service@gsm.com.au
www.gsm.com.au

PMBUSW



Compatible load types

-  LED
-  Incandescent
-  Fluorescent
-  CFLs
-  Electronic transformers
-  Standard iron core & toroidal transformers
-  Exhaust fans / small motors

Cleaning Guide:

Spraying cleaning products directly on to electrical switches or power points (sockets) is not recommended. It is important to ensure that switches are turned off before cleaning. Do not use any cleaning sprays - only wipe down with damp cloth or rub with dry cloth. (Do not use an abrasive cloth as it may scratch the plastic). Do not use harsh chemical cleaners as these can break down the plastic and cause it to crack. Do not wash the cover plates in water over 60°C.


Trader Powermesh products must be installed by a qualified electrician. Zimi requires a compatible (Android, iOS) mobile device. All features, functionality and other product specifications are subject to change without notice or obligation. Powermesh products are optimised for the use with the Zimi App. The Bluetooth word mark and logos are registered trademarks owned by the Bluetooth SIG, Inc. The Trader logo is a registered trademark of GSM Electrical (Australia) Pty. Ltd. IOS is a trademark or registered trademark of Cisco Inc. Zimi and Powermesh and their respective logos are registered trademarks of GSM Innovations Pty Ltd. Google Play and the Google Play logo are trademarks of Google Inc. App Store is a service mark of Apple Inc., registered in the U.S. and other countries.

© Copyright 2018 GSM Electrical (Australia) Pty. Ltd. All rights reserved

Powermesh Weatherproof Switch

Multi Purpose Switch Weather Protected to suit Trader Buffalo range

- Approved to AS/NZ60669.2.1 & AS/NZS CISPR15.
- Switch terminals have 4mm bore to suit 1.5mm² cable.
- Soft touch control.
- Indicator displays the on/off state.
- Software control using the Zimi app, available on the Google Play and App Store.
- Covers, plates and dollies are made from UV stabilised polycarbonate to avoid discolouring to yellow.
- Rating 240V AC 50Hz, 10AX.
- Neutral connection required (3 wire).
- Multi way switching with multiple devices using 'Behaviour link' (configured using the Zimi app).
- M60 motor rating.
- Inbuilt scheduling.
- Power outage recovery.
- Control anywhere in the world via the Internet with the Zimi Cloud Connect. (Product Code: PMZCLOUDV1)
- IP66.
- Suits mounting on Buffalo boxes/enclosures.
- Can multi-gang with other Buffalo products.



Catalogue Number	Description
PMBUSW	Powermesh Multi Purpose Switch 1 Button 10AX 240V 3 Wire Only Buffalo Enclosure IP66



GSM Electrical (Australia) Pty Ltd
Level 2, 142-144 Fullarton Road, Rose Park SA 5067
P: 1300 301 838 F: 1300 301 778 E: service@gsm.com.au
www.gsm.com.au

Powermesh Covers

(Page 1 of 2)

CLOSEDED LEOPARD

PMPPCLCMW
 PMPPCLCMBK
 PMMPS1CLCMW
 PMMPS2CLCMW
 PMMPS3CLCMW
 PMMPS4CLCMW
 PMMPS1CLCMBK
 PMMPS2CLCMBK
 PMMPS3CLCMBK
 PMMPS4CLCMBK
 PMPUSWV1GCLCMW
 PMPUSWV1GCLCMBK
 PMFCCLCMW
 PMFCCLCMBK

SNOW LEOPARD

PMPPSNC
 PMMPS1SNC
 PMMPS2SNC
 PMMPS3SNC
 PMMPS4SNC
 PMPPSNCBK
 PMMPS1SNCBK
 PMMPS2SNCBK
 PMMPS3SNCBK
 PMMPS4SNCBK
 PMPUSWV1GSNC
 PMPUSWV1GSNCBK
 PMFCSNC
 PMFCSNCBK



Classic Puma Architecture

PMFCCBK



PMFCCBK

Cleaning Guide:

Spraying cleaning products directly on to electrical switches or power points (sockets) is not recommended. It is important to ensure that switches are turned off before cleaning.

Do not use any cleaning sprays - only wipe down with damp cloth or rub with dry cloth. (Do not use an abrasive cloth as it may scratch the plastic). Do not use harsh chemical cleaners as these can break down the plastic and cause it to crack. Do not wash the cover plates in water over 60°C.


Powermesh Covers

- Powermesh products are supplied in classic Puma architecture. With the simple and inexpensive addition of Clouded Leopard or Snow Leopard 'Powermesh Covers' you can easily match Clouded Leopard or Snow Leopard standard switches and sockets throughout your home, with a consistent style and finish. Covers available in Trader's Clouded Leopard & Snow Leopard ranges (see full descriptions on next page).
- Covers, plates and dollies are made from UV stabilised polycarbonate to avoid discolouring to yellow.
- Standard Fan Controller with Light Switch Covers (Puma design) also available in black.
- Clouded Leopard standard colours are Matt White (MW) and Matt Black (MBK)
- Snow Leopard standard colours are White and Black (BK). Please check availability.

CLOSEDED LEOPARD



PMPPCLCMW



PMPPCLCMBK



PMMPS1CLCMW



PMMPS1CLCMBK



PMPUSWV1GCLCMW



PMMPS2CLCMW



PMMPS2CLCMBK



PMPUSWV1GCLCMBK



PMMPS3CLCMW



PMMPS3CLCMBK



PMMPS4CLCMW



PMMPS4CLCMBK




PMFCCLCMW



PMFCCLCMBK

SNOW LEOPARD



PMPPSNC



PMPPSNCBK



PMMPS1SNC



PMMPS1SNCBK



PMPUSWV1GSNC



PMMPS2SNC



PMMPS2SNCBK



PMPUSWV1GSNCBK



PMMPS3SNC



PMMPS3SNCBK



PMMPS4SNC



PMMPS4SNCBK



PMFCSNC



PMFCSNCBK

GSM Electrical (Australia) Pty Ltd

Level 2, 142-144 Fullarton Road, Rose Park SA 5067

P: 1300 301 838 F: 1300 301 778 E: service@gsm.com.au

www.gsm.com.au

Powermesh Covers (Page 2 of 2)

Powermesh products are supplied in classic Puma architecture. With the simple addition of a Clouded Leopard or Snow Leopard 'cover' you can easily match other Clouded Leopard or Snow Leopard standard switches and sockets in your home.

CLOUDED LEOPARD

Catalogue Number	Description
PMPPCLCMW	Powermesh Clouded Leopard Matt White Cover (to suit PMPP Double Power Point)
PMPPCLCMBK	Powermesh Clouded Leopard Matt Black Cover (to suit PMPPBK Double Power Point)
PMMP1CLCMW	Powermesh Clouded Leopard Matt White Cover (to suit PMMP1 & PMMP1H Switches)
PMMP2CLCMW	Powermesh Clouded Leopard Matt White Cover (to suit PMMP2 & PMMP2H Switches)
PMMP3CLCMW	Powermesh Clouded Leopard Matt White Cover (to suit PMMP3 Switches)
PMMP4CLCMW	Powermesh Clouded Leopard Matt White Cover (to suit PMMP4 & PMMP4H Switches)
PMMP1CLCMBK	Powermesh Clouded Leopard Matt Black Cover (to suit PMMP1BK & PMMP1HBK Switches)
PMMP2CLCMBK	Powermesh Clouded Leopard Matt Black Cover (to suit PMMP2BK & PMMP2HBK Switches)
PMMP3CLCMBK	Powermesh Clouded Leopard Matt Black Cover (to suit PMMP3BK Switches)
PMMP4CLCMBK	Powermesh Clouded Leopard Matt Black Cover (to suit PMMP4BK & PMMP4HBK Switches)
PMPUSWV1GCLCMW	Powermesh Clouded Leopard Matt White Cover (to suit PMPUSWV1GS Dimmer and PMPUSWV1G3S Multi Purpose Switch, 3 Wire)
PMPUSWV1GCLCMBK	Powermesh Clouded Leopard Matt Black Cover (to suit PMPUSWV1GBKS Dimmer and PMPUSWV1G3BKS Multi Purpose Switch, 3 Wire)
PMFCCLMW	Powermesh Clouded Leopard Matt Black Cover (to suit PMFC Fan Controller with Light Switch)
PMFCCLCMBK	Powermesh Clouded Leopard Matt White Cover (to suit PMFC Fan Controller with Light Switch)

SNOW LEOPARD

Catalogue Number	Description
PMPPSNC	Powermesh Snow Leopard White Cover (to suit PMPP Double Power Point)
PMPPSNCBK	Powermesh Snow Leopard Black Cover (to suit PMPPBK Double Power Point)
PMMP1SNC	Powermesh Snow Leopard White Cover (to suit PMMP1 & PMMP1H Switches)
PMMP2SNC	Powermesh Snow Leopard White Cover (to suit PMMP2 & PMMP2H Switches)
PMMP3SNC	Powermesh Snow Leopard White Cover (to suit PMMP3 Switches)
PMMP4SNC	Powermesh Snow Leopard White Cover (to suit PMMP4 & PMMP4H Switches)
PMMP1SNCBK	Powermesh Snow Leopard Black Cover (to suit PMMP1BK & PMMP1HBK Switches)
PMMP2SNCBK	Powermesh Snow Leopard Black Cover (to suit PMMP2BK & PMMP2HBK Switches)
PMMP3SNCBK	Powermesh Snow Leopard Black Cover (to suit PMMP3BK Switches)
PMMP4SNCBK	Powermesh Snow Leopard Black Cover (to suit PMMP4BK & PMMP4HBK Switches)
PMPUSWV1GSNC	Powermesh Snow Leopard White Cover (to suit PMPUSWV1GS Dimmer and PMPUSWV1G3S Multi Purpose Switch, 3 Wire)
PMPUSWV1GSNCBK	Powermesh Snow Leopard Black Cover (to suit PMPUSWV1GBKS Dimmer and PMPUSWV1G3BKS Multi Purpose Switch, 3 Wire)
PMFCSNC	Powermesh Snow Leopard White Cover (to suit PMFC Fan Controller with Light Switch)
PMFCSNCBK	Powermesh Snow Leopard Black Cover (to suit PMFC Fan Controller with Light Switch)

Classic Puma Architecture

PMFCCBK	Powermesh Fan Controller with Light Switch, Black, Cover Only (to suit PMFC)
---------	--

GSM Electrical (Australia) Pty Ltd

Level 2, 142-144 Fullarton Road, Rose Park SA 5067
P: 1300 301 838 F: 1300 301 778 E: service@gsme.com.au

www.gsme.com.au

PMPP

(previous code PMPUPP2GS)

PMPPBK

(previous code PMPUPP2GBKS)



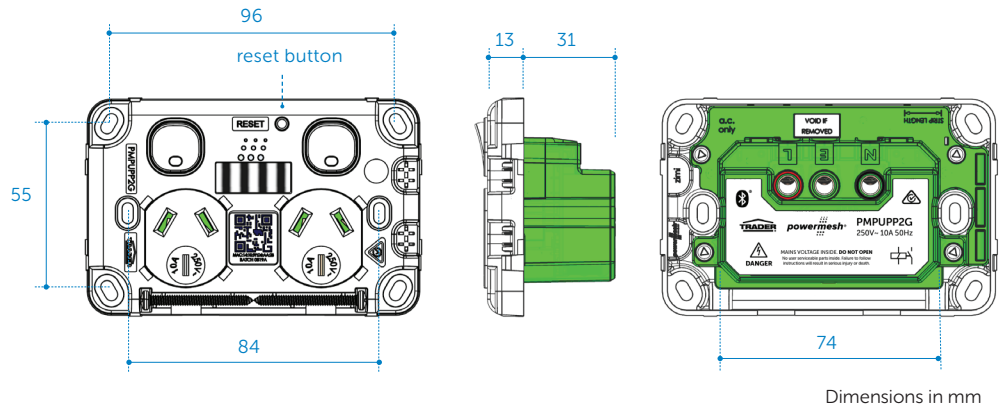
WHITE Part No: **PMPP**



BLACK Part No: **PMPPBK**

Powermesh Double Power Point

- Approved to AS/NZS3112 & AS/NZS CISPR15.
- Fits standard Australian wall boxes and mounting accessories that use 84mm mounting centres.
- Uses brass tunnel terminals that have the screws backed out for easier installation of cabling. Power point terminals have 6mm bore to suit 4 x 2.5mm² cable.
- Combination head screws for the socket terminals.
- Uses Screw Caps to cover mounting screws.
- Dolly LED power indicator lights up when switched on.
- Soft touch dolly action.
- Covers, plates and dollies are made from UV stabilised polycarbonate to avoid discolouring to yellow.
- Standard colour is white. Available in Black. Please check availability.
- Rating 10A 250V~AC 50Hz.
- Software control using the Zimi app, available on the Google Play and App Store.
- Power monitoring.
- Inbuilt scheduling.
- Power outage recovery.
- Power lock capability for safety.
- Control anywhere in the world via the Internet with the Zimi Cloud Connect (Product Code: PMZCLOUDV1)



Cleaning Guide:

Spraying cleaning products directly on to electrical switches or power points (sockets) is not recommended. It is important to ensure that switches are turned off before cleaning.

Do not use any cleaning sprays - only wipe down with damp cloth or rub with dry cloth. (Do not use an abrasive cloth as it may scratch the plastic). Do not use harsh chemical cleaners as these can break down the plastic and cause it to crack. Do not wash the cover plates in water over 60°C.

Trader Powermesh products must be installed by a qualified electrician. Zimi requires a compatible (Android, iOS) mobile device. All features, functionality and other product specifications are subject to change without notice or obligation. Powermesh products are optimised for the use with the Zimi App. The Bluetooth word mark and logos are registered trademarks owned by the Bluetooth SIG, Inc. The Trader logo is a registered trademark of GSM Electrical (Australia) Pty. Ltd. IOS is a trademark or registered trademark of Cisco Inc. Zimi and Powermesh and their respective logos are registered trademarks of GSM Innovations Pty Ltd. Google Play and the Google Play logo are trademarks of Google Inc. App Store is a service mark of Apple Inc., registered in the U.S. and other countries.

© Copyright 2018 GSM Electrical (Australia) Pty. Ltd. All rights reserved

Catalogue Number	Description
PMPP	Powermesh Double Power Point, Switched 2 Gang, 10A 250V~ White (previous code PMPUPP2GS)
PMPPBK	Powermesh Double Power Point, Switched 2 Gang, 10A 250V~ Black (previous code PMPUPP2GBKS)



Certification Number:
GMA-504417-EA

GSM Electrical (Australia) Pty Ltd
Level 2, 142-144 Fullarton Road, Rose Park SA 5067
P: 1300 301 838 F: 1300 301 778 E: service@gsm.com.au
www.gsm.com.au



Data Specification Sheet
July 2021 - 210705