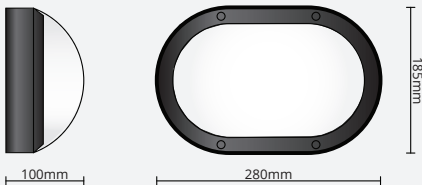


# DAWN 16W

DN16WOVL-TRI-MS

SAP CODE: 2001909

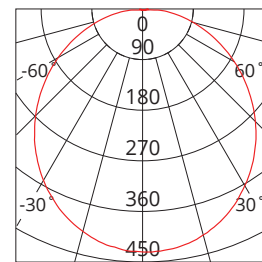


## 16W, IP66, Selectable Colour Temperature LED Bunker with sensor

A robust oval Bunker light, constructed with aluminium body and opal diffuser for both residential and commercial applications.



Photometric Diagram



Unit: cd  
 - C0/180 120.0deg  
 - C90/270 120.0deg

### KEY INFORMATION

Lumen Output	1320 / 1500 / 1400lm
Input Power	16W
Hole Cutout Size	N/A
Install	SURFACE MOUNT
Dimming Options	*Phase-Cut Dimming
Fitting Colour	BLACK
Warranty	3yr
IP Rating	IP66
IK Rating	IK10
IC Rating	N/A
Rebate Scheme Approvals	N/A

### PHOTOMETRIC

Efficacy	83 / 94 / 87lm/W
LED	SMD
CCT	3000 / 4000 / 5000K
CRI	>80
Beam Angle	120°

### ELECTRICAL

Driver	Integral
Supply Input	220-240V, 50/60Hz
Driver Output Voltage	40V DC
Power Factor	>0.9
LED Input Current (nominal)	400mA
Useful life @Ta25° (L70)	50,000hr

### CONSTRUCTION

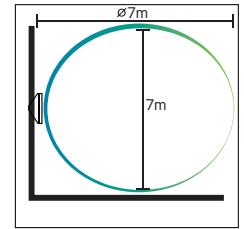
Housing	Aluminium
Optics	Polycarbonate Diffuser
Adjustable Angle	N/A
Fixings/Hardware	Mounting Screws
Connection Type	Terminal Block
Total Weight	1kg
Dimensions	280 x 185 x 100mm
Operating Ambient Temp.	-20 to 45°C
Electrical Classification	Class 1

\*Dimming performance may vary depending on the specifications of the dimmer being used. For best performance use Haneco or KASTA dimmers.

# Micro-wave sensor

Combine daylight & high frequency motion detection in one unit to achieve on/off control

Detection range, hold time, standby time and daylight threshold can be preset.



Wall Mount

## ELECTRICAL

Load Wattage	16W (20W and 30W for 20W and 30W models)
Standby Power	<0.5W
Microwave Frequency	5.8Ghz
Detection Area	<0.5mW
Detection Sensitivity	4 - 7m
Hold Time	5s/30s/60s/3min/5min/10min/20min/30min
Standby Dimming Level	Non-Dim
Daylight Threshold	2Lux/10Lux/25Lux/50Lux/Disable

Note: Permanent Standby overrides/disables Daylight sensor to save energy during daylight.

## DIP SWITCH SETTINGS

Detection Area		Hold Time			Daylight Sensor			
1	2	3	4	5	6	7	8	
on	on	on	on	on	on	on	on	2Lux
on	on	on	on	on	on	on	on	10Lux
on	on	on	on	on	on	on	on	25Lux
on	on	on	on	on	on	on	on	50Lux
on	on	on	on	on	on	on	on	Disable
on	on	on	on	on	on	on	on	10min
on	on	on	on	on	on	on	on	20min
on	on	on	on	on	on	on	on	30min



### NOTE:

- 'Os" means on/off control.
- "+" means bi-level dimming control, fixture never switches off.
- Factory default setting: 100%, 1min, 50Lux, 5min, 100%