

LED STRIP CHANNEL RANGE

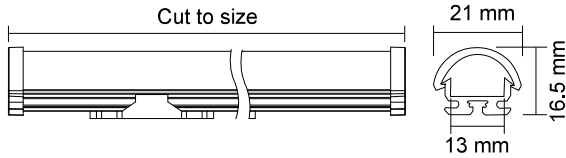
Model No	Description	Length	Maximum Strip Width	Style
SLT1000	SURFACE MOUNTED CHANNEL	1 m	10 mm	surface
SLT1000/2M	SURFACE MOUNTED CHANNEL	2 m	10 mm	surface
SLT3000	SQUARE CHANNEL	1 m	10 mm	surface
SLT3000/2M	SQUARE CHANNEL	2 m	10 mm	surface
SLT3010	CLIP-ON CHANNEL TYPE 1	1 m	10 mm	clip-on
SLT3010/2M	CLIP-ON CHANNEL TYPE 1	2 m	10 mm	clip-on
SLT3020	CLIP-ON CHANNEL TYPE 2	1 m	10 mm	clip-on
SLT3020/2M	CLIP-ON CHANNEL TYPE 2	2 m	10 mm	clip-on
SLT3030	CLIP-ON CHANNEL TYPE 3	1 m	10 mm	clip-on
SLT3030/2M	CLIP-ON CHANNEL TYPE 3	2 m	10 mm	clip-on
SLT3040	RECESSED CABINET CHANNEL	1.2 m	10 mm	recessed
SLT3050	SURFACE MOUNTED CABINET CHANNEL	1 m	10 mm	surface
SLT3050/2M	SURFACE MOUNTED CABINET CHANNEL	2 m	10 mm	surface
SLT4050	RECESSED UNIVERSAL CHANNEL	1 m	10 mm	recessed
SLT4050/2M	RECESSED UNIVERSAL CHANNEL	2 m	10 mm	recessed
SLT5000	CORNER CHANNEL	1 m	10 mm	surface
SLT5000/2M	CORNER CHANNEL	2 m	10 mm	surface
SLT6000	NARROW RECESSED CHANNEL	1 m	5 mm	recessed
SLT6000/2M	NARROW RECESSED CHANNEL	2 m	5 mm	recessed
SLT6010	HANGING RAIL CHANNEL	1.2 m	5 mm	end mounted
SLT6050	TRIMLESS CHANNEL	1 m	5 mm	recessed
SLT6050/2M	TRIMLESS CHANNEL	2 m	5 mm	recessed

LED STRIP CHANNEL

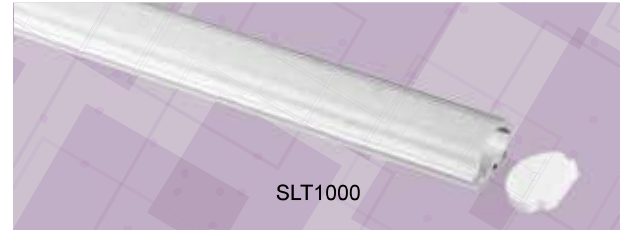
SLT1000

- Extruded aluminium body
- Anodize silver finish
- Clear reeded polycarbonate diffuser
- Come with PVC clips and end cap
- Standard channel length: 1 m or 2 m

DIMENSIONS



SURFACE MOUNTED CHANNEL



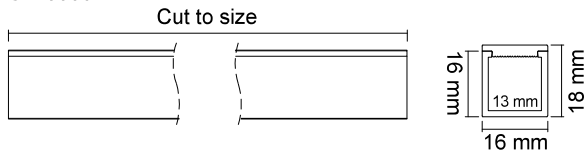
SLT3000, SLT3010, SLT3020, SLT3030

- Extruded aluminium body
- Anodize silver finish
- Opal polycarbonate diffuser

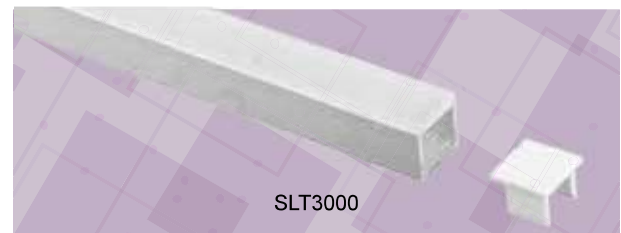
- Comes with end cap (SLT3000)
- Standard channel length: 1 m or 2 m

DIMENSIONS

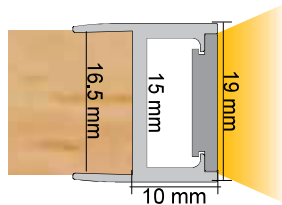
SLT3000



SQUARE CHANNEL



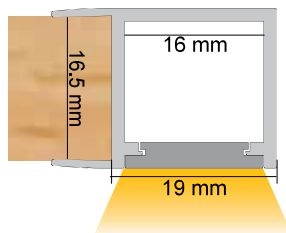
SLT3010



CLIP-ON CHANNEL TYPE 1



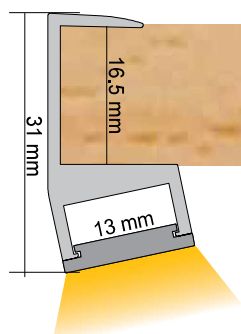
SLT3020



CLIP-ON CHANNEL TYPE 2



SLT3030



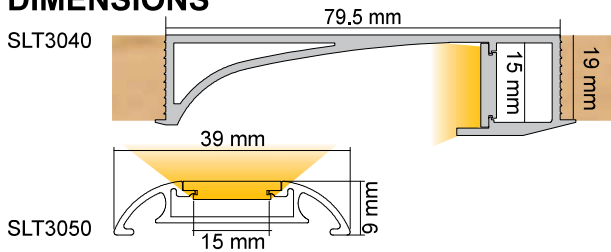
CLIP-ON CHANNEL TYPE 3



SLT3040, SLT3050

- Extruded aluminium body
- Anodize silver finish
- Opal polycarbonate diffuser
- Come with PVC clips and end cap (SLT3050)
- Standard channel length – SLT3050: 1 m or 2 m, SLT3040: 1.2 m

DIMENSIONS



RECESSED CABINET CHANNEL



SLT3040

SURFACE MOUNTED CABINET CHANNEL

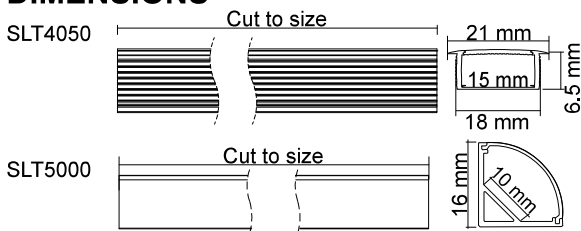


SLT3050

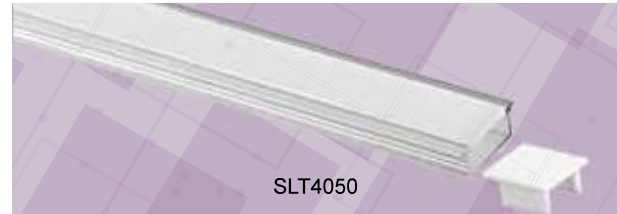
SLT4050, SLT5000

- Extruded aluminium body
- Anodize silver finish
- Opal reeded polycarbonate diffuser
- Comes with end cap (SLT4050)
- Come with PVC clips and end cap (SLT5000)
- Standard channel length: 1 m or 2 m

DIMENSIONS



RECESSED UNIVERSAL CHANNEL



SLT4050

CORNER CHANNEL



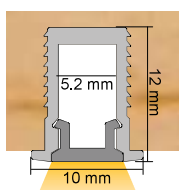
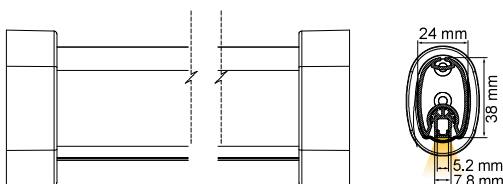
SLT5000

SLT6000, SLT6010, SLT6050

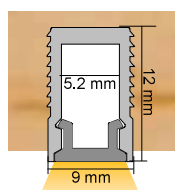
- Extruded aluminium body
- Anodize silver finish
- Opal polycarbonate diffuser
- Standard channel length – SLT6000, SLT6050: 1 m or 2 m, SLT6010: 1.2 m

DIMENSIONS

SLT6010




SLT6000



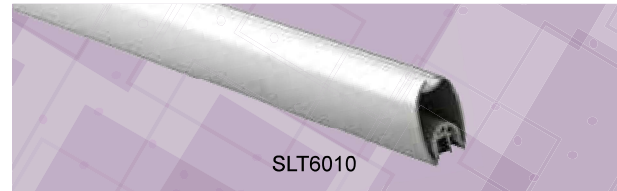
SLT6050

NARROW RECESSED CHANNEL




SLT6000

HANGING RAIL CHANNEL



SLT6010

TRIMLESS CHANNEL



SLT6050

