



CANDLE OPAL DIM LCA - 4W

4 watt dimmable LED filament candle style opal lamps

Application

Energy efficient LED lamp solutions

Design Specifications

- Opal glass diffuser, SES, SBC, ES or BC base
- High efficiency LED filament and colour rendering, CRI >80
- Integral trailing edge dimmable LED driver
- 320° beam angle
- Colour temperature 2700K / 5000K
- 1:1 size to traditional candle lamp, dimmable, suits most candle lamp fittings, double insulation

Performance

Dimmable - **YES**

Dimmer Type - **Trailing edge**



Technical Specification

| Model No. | Input Voltage (V/AC) | Power (W) | Lumens (lm) | CCT (K) | CRI | Beam Angle (°) |
|-----------|----------------------|-----------|-------------|---------|-----|----------------|
| LCA27B15D | 240 | 4 | 400 | 2700 | 80 | 320 |
| LCA27B22D | 240 | 4 | 400 | 2700 | 80 | 320 |
| LCA27E14D | 240 | 4 | 400 | 2700 | 80 | 320 |
| LCA27E27D | 240 | 4 | 400 | 2700 | 80 | 320 |
| LCA50B15D | 240 | 4 | 400 | 5000 | 80 | 320 |
| LCA50B22D | 240 | 4 | 400 | 5000 | 80 | 320 |
| LCA50E14D | 240 | 4 | 400 | 5000 | 80 | 320 |
| LCA50E27D | 240 | 4 | 400 | 5000 | 80 | 320 |

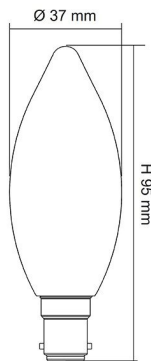


| Model No. | Dimmable | Diameter (mm) | Length (mm) | Base Type |
|-----------|----------|---------------|-------------|-----------|
| LCA27B15D | YES | 37 | 95 | B15 |
| LCA27B22D | YES | 37 | 91 | B22 |
| LCA27E14D | YES | 37 | 97 | E14 |
| LCA27E27D | YES | 37 | 92 | E27 |
| LCA50B15D | YES | 37 | 95 | B15 |
| LCA50B22D | YES | 37 | 91 | B22 |
| LCA50E14D | YES | 37 | 97 | E14 |
| LCA50E27D | YES | 37 | 92 | E27 |

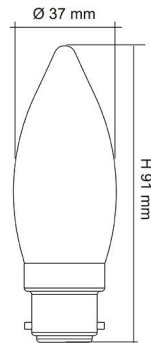
Due to continued product and technology enhancements, data sourced from sal.net.au shall not form part of any contract and or technical performance guarantee unless expressly confirmed in writing by SAL at the time of order. Products are sold in accordance with [SAL Terms and Conditions of sale](#) and all images shown are for illustration purposes only and may vary from the actual colour or finish. Unless specifically stated, all IP ratings nominated for Interior products are from "below the ceiling".

Dimensions

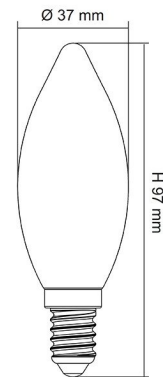
LCA B15



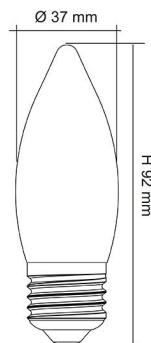
LCA B22



LCA E14



LCA E27



THE SFI SYSTEM ELIMINATES LED FLICKERING.

**SIMPLY
MATCH THE
UNIFIT SFI
DOWNLIGHT
WITH THIS
SDD400SFI
DIMMER.**



**DIM with
FLICKER
CONTROL**

For related
products
please
scan me

