

Product datasheet

Specifications



Head for key selector switch, Harmony XB5, flush mounted 455 3 pos return right to center

ZB5FG8

Main

| | |
|-------------------------------|-------------------------------|
| Range of product | Harmony XB5 |
| Product or component type | Head for key selector switch |
| Device short name | ZB5 |
| Bezel material | Dark grey plastic |
| Mounting diameter | 30.5 mm |
| Head type | Built-in-flush |
| Sale per indivisible quantity | 1 |
| Shape of signaling unit head | Round |
| Type of operator | Right to centre spring return |
| Operator profile | Black key switch |
| Operator position information | 3 positions +/- 45° |
| Type of keylock | Key 455 |
| Key withdrawal position | Center |

Complementary

| | |
|-----------------------------|---|
| CAD overall width | 37 mm |
| CAD overall height | 37 mm |
| CAD overall depth | 72 mm |
| Net weight | 0.069 kg |
| Mechanical durability | 1000000 cycles |
| Electrical composition code | C4 for <6 contacts using single and double blocks in front mounting C5 for <5 contacts using single blocks in front mounting C6 for <5 contacts using single and double blocks in front mounting C7 for <4 contacts using single blocks in front mounting C8 for <4 contacts using single and double blocks in front mounting C11 for <3 contacts using single blocks in front mounting C3 for <6 contacts using single blocks in front mounting SF1 for <3 contacts using single blocks in front mounting |

Environment

| | |
|---------------------------------------|----------------------------------|
| Protective treatment | TH |
| Ambient air temperature for storage | -40...70 °C |
| Ambient air temperature for operation | -40...70 °C |
| Overvoltage category | Class II conforming to IEC 60536 |

| | |
|---|--|
| IP degree of protection | IP66 conforming to IEC 60529 IP67 IP69 IP69K |
| NEMA degree of protection | NEMA 13 NEMA 4X |
| Resistance to high pressure washer | 7000000 Pa at 55 °C, distance : 0.1 m |
| IK degree of protection | IK03 conforming to IEC 50102 |
| Standards | JIS C8201-5-1 IEC 60947-5-1 IEC 60947-1 IEC 60947-5-4 CSA C22.2 No 14 UL 508 JIS C8201-1 |
| Product certifications | CSA DNV BV LROS (Lloyds register of shipping) UL listed |
| Vibration resistance | 5 gn (f= 2...500 Hz) conforming to IEC 60068-2-6 |
| Shock resistance | 30 gn (duration = 18 ms) for half sine wave acceleration conforming to IEC 60068-2-27 50 gn (duration = 11 ms) for half sine wave acceleration conforming to IEC 60068-2-27 |

Packing Units

| | |
|-------------------------------------|--------|
| Unit Type of Package 1 | PCE |
| Number of Units in Package 1 | 1 |
| Package 1 Height | 8.6 cm |
| Package 1 Width | 4.3 cm |
| Package 1 Length | 5.2 cm |
| Package 1 Weight | 63 g |

Environmental Data

Schneider Electric aims to achieve Net Zero status by 2050 through supply chain partnerships, lower impact materials, and circularity via our ongoing "Use Better, Use Longer, Use Again" campaign to extend product lifetimes and recyclability.

[Environmental Data explained >](#)

[How we assess product sustainability >](#)

Environmental footprint

| | |
|---|---|
| Carbon footprint (kg.eq.CO2 per CR, Total Life cycle) | 1 |
|---|---|

Use Better

Materials and Substances

| | |
|--|-----|
| Packaging made with recycled cardboard | Yes |
|--|-----|

| | |
|--------------------------------------|-----|
| Packaging without single use plastic | Yes |
|--------------------------------------|-----|

| | |
|-----------------------------------|--|
| EU RoHS Directive | Pro-active compliance (Product out of EU RoHS legal scope) |
|-----------------------------------|--|

| | |
|-------------|--------------------------------------|
| SCIP Number | F28cb399-1b6a-409d-ac7b-4169e47b25c8 |
|-------------|--------------------------------------|

| | |
|------------------|-----------------------------------|
| REACH Regulation | REACH Declaration |
|------------------|-----------------------------------|

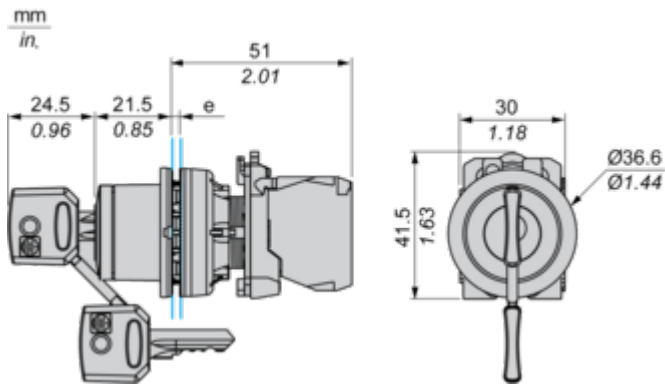
Use Again

Repack and remanufacture

| | |
|-----------|----|
| Take-back | No |
|-----------|----|

Dimensions Drawings

Dimensions

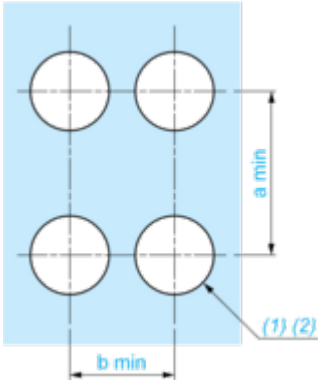


e: Clamping thickness: 1 to 6 mm / 0.04 to 0.24 in.

Mounting and Clearance

Panel Cut-out for Pushbuttons, Switches and Pilot Lights (Finished Holes, Ready for Installation)

Connection by Screw Clamp Terminals or Plug-in Connectors



(1) Diameter on finished panel or support

(2) $\varnothing 30.75$ mm recommended ($\varnothing 30.5 \begin{smallmatrix} +0.5 \\ 0 \end{smallmatrix}$) / $\varnothing 1.21$ in. recommended ($\varnothing 1.20$ in. $\begin{smallmatrix} +0.0196 \\ 0 \end{smallmatrix}$)

| Connections | a in mm | a in in. | b in mm | b in in. |
|---|---------|----------|---------|----------|
| By screw clamp terminals or plug-in connector | 40 | 1.57 | 40 | 1.57 |
| By Faston connectors | 45 | 1.77 | 40 | 1.57 |

Technical Description

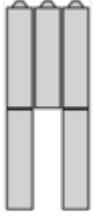
Electrical Composition Corresponding to Code C3



Electrical Composition Corresponding to Code C4



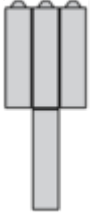
Electrical Composition Corresponding to Code C5



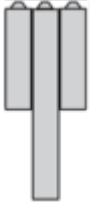
Electrical Composition Corresponding to Code C6




Electrical Composition Corresponding to Code C7



Electrical Composition Corresponding to Code C8

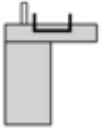


Electrical Composition Corresponding to Codes C9, C11, SF1 and SR1

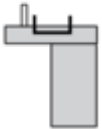


Electrical Composition Corresponding to Code C15

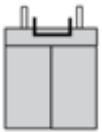
1 N/O



1 N/C



1 N/O + N/C or 1 N/O + N/O or 1 N/C + N/C



Legend

Single contact



Double contact



Light block







Possible location



Sequence of Contacts Fitted to 2-position Selector Switch Body


Position 315°



| | | | | | |
|-------------|-----------------|--------|---|---|---|
| Push | Position | Top |  | | |
| | | Bottom |  |  |  |
| | Location | | Left | Centre | Right |
| | State | | 0 | 0 | 0 |
| | Contacts | | N/O | open | open |
| | | N/C | closed | closed | closed |

Position 45°



| | | | | | |
|-------------|-----------------|--------|---|--------|--------|
| Push | Position | Top | | | |
| | | Bottom |  | | |
| | Location | | Left | Centre | Right |
| | State | | 1 | 1 | 1 |
| | Contacts | | N/O | closed | closed |
| | | N/C | open | open | open |