



## Main

Range of product	Modicon X80
Product or component type	Relay discrete output module
Discrete output number	8 conforming to EN/IEC 61131-2
Discrete output logic	Positive
Discrete output voltage	24...240 V 19...264 V AC 24...125 V 5...150 V DC

## Complementary

Electrical connection	20 ways terminal block
Network frequency	50/60 Hz
Network frequency limits	47...63 Hz
Sensor power supply	5...150 V 19...264 V
[I <sub>th</sub> ] conventional free air thermal current	2 A
Insulation resistance	> 10 MOhm 500 V DC
Power dissipation in W	3.6 W
Response time on output	<= 10 ms activation <= 13 ms deactivation
Typical current consumption	40 mA at 3.3 V DC 101 mA at 24 V DC
MTBF reliability	2683411 H
Protection type	External short-circuit protection External overload protection External overvoltage protection, inductive AC network External overvoltage protection, inductive DC network
Output overload protection	Use 1 fast blow fuse per channel or group of channel
Output overvoltage protection	Use discharge diode on each output DC Use RC circuit on each output AC Use ZNO surge limiter on each output AC
Output short-circuit protection	Use 1 fast blow fuse per channel or group of channel
Minimum switching current	1 mA 5 V DC

Electrical durability	AC-12: 200000 cycles at 48 VA 24 V at 0...60 °C AC-12: 300000 cycles at 48 VA 48 V at 0...60 °C AC-12: 150000 cycles at 96 VA 48 V at 0...60 °C AC-12: 300000 cycles at 110 VA 100...120 V at 0...60 °C AC-12: 150000 cycles at 220 VA 100...120 V at 0...60 °C AC-12: 300000 cycles at 220 VA 200...250 V at 0...60 °C AC-12: 150000 cycles at 500 VA 200...250 V at 0...60 °C AC-15: 700000 cycles at 10 VA 24 V at 0...60 °C (load factor 0.4) AC-15: 500000 cycles at 24 VA 24 V at 0...60 °C (load factor 0.4) AC-15: 200000 cycles at 48 VA 24 V at 0...60 °C (load factor 0.4) AC-15: 700000 cycles at 10 VA 48 V at 0...60 °C (load factor 0.4) AC-15: 500000 cycles at 24 VA 48 V at 0...60 °C (load factor 0.4) AC-15: 300000 cycles at 48 VA 48 V at 0...60 °C (load factor 0.4) AC-15: 100000 cycles at 96 VA 48 V at 0...60 °C (load factor 0.4) AC-15: 1000000 cycles at 10 VA 100...120 V at 0...60 °C (load factor 0.4) AC-15: 300000 cycles at 50 VA 100...120 V at 0...60 °C (load factor 0.4) AC-15: 200000 cycles at 110 VA 100...120 V at 0...60 °C (load factor 0.4) AC-15: 70000 cycles at 220 VA 100...120 V at 0...60 °C (load factor 0.4) AC-15: 1000000 cycles at 10 VA 200...250 V at 0...60 °C (load factor 0.4) AC-15: 500000 cycles at 50 VA 200...250 V at 0...60 °C (load factor 0.4) AC-15: 200000 cycles at 110 VA 200...250 V at 0...60 °C (load factor 0.4) AC-15: 150000 cycles at 220 VA 200...250 V at 0...60 °C (load factor 0.4) DC-12: 200000 cycles at 24 W 24 V at 0...60 °C DC-12: 150000 cycles at 48 W 24 V at 0...60 °C DC-12: 150000 cycles at 40 W 48...60 V at 0...60 °C DC-12: 100000 cycles at 45 W 100...125 V at 0...60 °C DC-13: 100000 cycles at 10 W 24 V at 0...60 °C DC-13: 60000 cycles at 24 W 24 V at 0...60 °C DC-13: 40000 cycles at 48 W 24 V at 0...60 °C DC-13: 40000 cycles at 40 W 48...60 V at 0...60 °C DC-13: 100000 cycles at 15 W 100...125 V at 0...60 °C
Status LED	1 LED (green) RUN 1 LED per channel (green) channel diagnostic 1 LED (red) ERR 1 LED (red) I/O
Net weight	0.169 kg

## Environment

IP degree of protection	IP20
Dielectric strength	1780 V AC at 50/60 Hz 1 min
Vibration resistance	3 gn
Shock resistance	30 gn
Ambient air temperature for storage	-40...85 °C
Ambient air temperature for operation	0...60 °C
Relative humidity	0...95 % at 60 °C without condensation
Operating altitude	0...2000 m 2000...5000 m with derating factor

## Packing Units

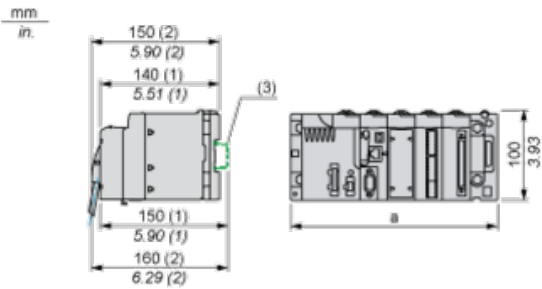
Unit Type of Package 1	PCE
Number of Units in Package 1	1
Package 1 Weight	202.0 g
Package 1 Height	5.5 cm
Package 1 width	11.0 cm
Package 1 Length	11.5 cm
Unit Type of Package 2	S02
Number of Units in Package 2	15
Package 2 Weight	3.03 kg
Package 2 Height	15.0 cm
Package 2 width	30.0 cm
Package 2 Length	40.0 cm

## Offer Sustainability

Sustainable offer status	Green Premium product
REACH Regulation	<a href="#">REACH Declaration</a>
REACH free of SVHC	Yes
EU RoHS Directive	Pro-active compliance (Product out of EU RoHS legal scope) <a href="#">EU RoHS Declaration</a>
Mercury free	Yes
RoHS exemption information	<a href="#">Yes</a>
China RoHS Regulation	<a href="#">China RoHS Declaration</a>
Environmental Disclosure	<a href="#">Product Environmental Profile</a>
Circularity Profile	<a href="#">End Of Life Information</a>
WEEE	The product must be disposed on European Union markets following specific waste collection and never end up in rubbish bins

Modules Mounted on Racks

Dimensions



(1) With removable terminal block (cage, screw or spring).

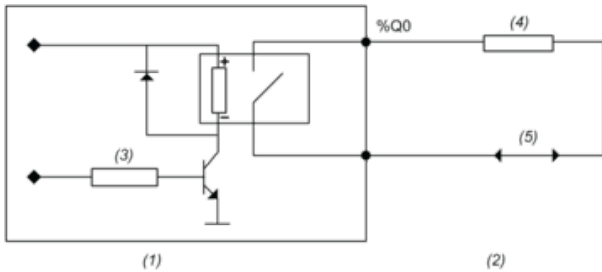
(2) With FCN connector.

(3) On AM1 ED rail: 35 mm wide, 15 mm deep. Only possible with BMXXBP0400/0400H/0600/0600H/0800/0800H rack.

Rack references	a in mm	a in in.
BMXXBP0400 and BMXXBP0400H	242.4	09.54
BMXXBP0600 and BMXXBP0600H	307.6	12.11
BMXXBP0800 and BMXXBP0800H	372.8	14.68
BMXXBP1200 and BMXXBP1200H	503.2	19.81

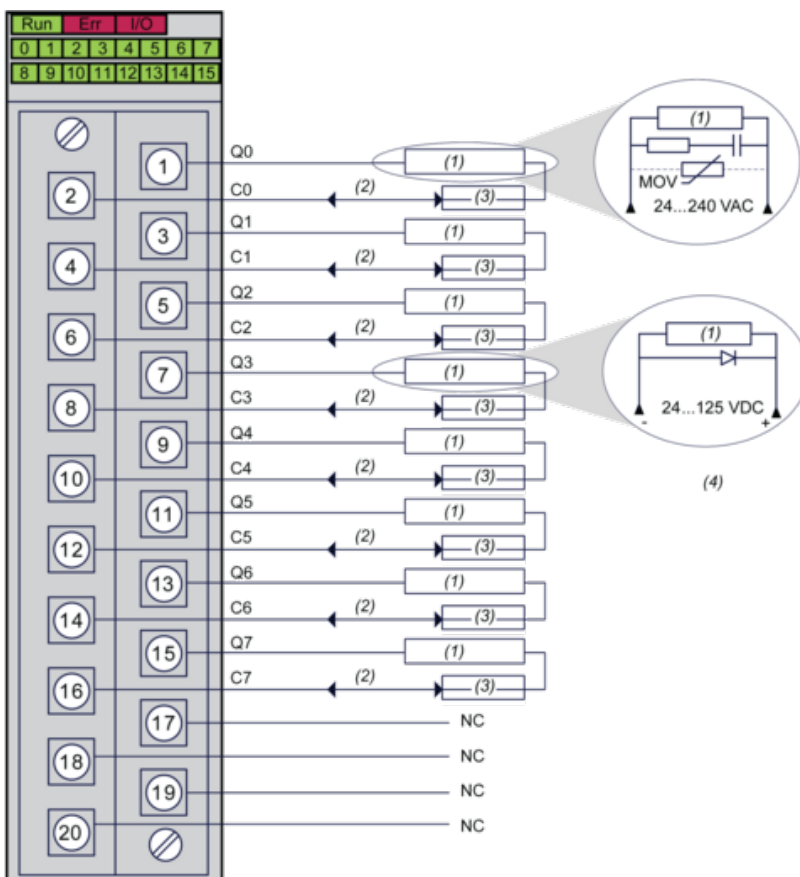
Connecting the Module

Output Circuit Diagram



- (1) Module
- (2) Output
- (3) Command
- (4) Pre-actuator
- (5) Power supply

Module Connection



- (1) Pre-actuator
- (2) Power supply : 24...125 Vdc or 24...240 Vac
- (3) Fuse : Use appropriate fast-blow fuse for each relay
- (4) We recommend installing this type of protection on the terminals of each pre-actuator
- N/C : Not connected