


Product datasheet

Specifications



backplane rack, Modicon X80, 6 slots, redundant Ethernet backplane, severe environment

BMEXBP0602H

Main

Range of product	Modicon X80
Accessory / separate part type	Ruggedized rack
Product specific application	For severe environments

Complementary

Number of slots	6 bus X + Ethernet
Product compatibility	BMX processor Specific application module BMXCPS4002 BME processor I/O module
Power consumption in W	191 mW 3.3 V DC 3.6 W 24 V DC
Electrical connection	1 connector (XBE) expansion module
Fixing mode	By 4 screws - diameter: 4.32...6.35 mm, mounting on panel By 4 M6 screws, mounting on plate By clips, mounting on 35 mm symmetrical DIN rail
Current consumption	152 mA at 24 V DC 58 mA at 3.3 V DC
MTBF reliability	1353797 H
Net weight	1.02 kg

Environment

IP degree of protection	IP20
Ambient air temperature for operation	-25...70 °C
Relative humidity	5...95 % without condensation
Directives	2014/35/EU - low voltage directive 2014/30/EU - electromagnetic compatibility 2014/34/EU - ATEX directive
Product certifications	CE UL CSA RCM EAC Merchant Navy ATEX zone 2/22 IECEx zone 2/22

Disclaimer: This documentation is not intended as a substitute for and is not to be used for determining suitability or reliability of these products for specific user applications

Standards	IEC 61131-2 IEC 61010-2-201 UL 61010-2-201 CSA C22.2 No 61010-2-201 IACS E10 IEC 61000-6-5, interface type 1 and type 2 IEC 61850-3, location G IEC 60079-0
Environmental characteristic	Gas resistant class Gx conforming to ISA S71.04 Gas resistant class 3C4 conforming to IEC 60721-3-3 Dust resistant class 3S4 conforming to IEC 60721-3-3 Sand resistant class 3S4 conforming to IEC 60721-3-3 Salt resistant level 2 conforming to IEC 68252 Mold growth resistant class 3B2 conforming to IEC 60721-3-3 Fungal spore resistant class 3B2 conforming to IEC 60721-3-3 Hazardous location class I division 2
Protective treatment	Conformal coating

Packing Units

Unit Type of Package 1	PCE
Number of Units in Package 1	1
Package 1 Height	7.000 cm
Package 1 Width	15.500 cm
Package 1 Length	46.000 cm
Package 1 Weight	1.022 kg
Unit Type of Package 2	S04
Number of Units in Package 2	9
Package 2 Height	30.000 cm
Package 2 Width	40.000 cm
Package 2 Length	60.000 cm
Package 2 Weight	10.000 kg

Environmental Data

Schneider Electric aims to achieve Net Zero status by 2050 through supply chain partnerships, lower impact materials, and circularity via our ongoing “Use Better, Use Longer, Use Again” campaign to extend product lifetimes and recyclability.

[Environmental Data explained >](#)


[How we assess product sustainability >](#)

Environmental footprint	
Carbon footprint (kg.eq.CO2 per CR, Total Life cycle)	193
Environmental Disclosure	Product Environmental Profile

Use Better

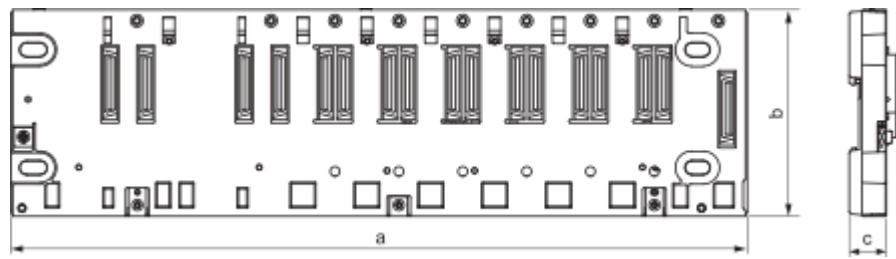
Materials and Substances	
Packaging made with recycled cardboard	Yes
Packaging without single use plastic	No
EU RoHS Directive	Pro-active compliance (Product out of EU RoHS legal scope)
REACH Regulation	REACH Declaration

Use Again

Repack and remanufacture	
Circularity Profile	End of Life Information
Take-back	No
WEEE	 The product must be disposed on European Union markets following specific waste collection and never end up in rubbish bins

Dimensions Drawings

Dimensions



Dimensions in mm

a		b	c
Empty Rack	Rack With Extender Module Mounted		
375.80	376.98	105.11 NOTE: Overall height is 134.6 with a CPU mounted.	19

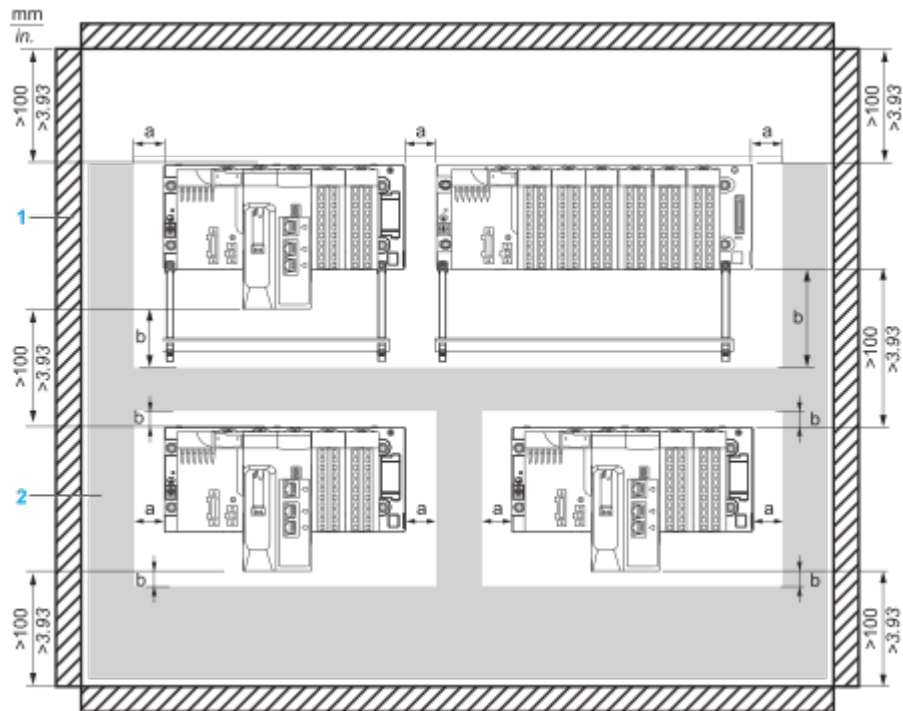
Dimensions in in.

a		b	c
Empty Rack	Rack With Extender Module Mounted		
14.80	14.84	4.14 NOTE: Overall height is 5.30 with a CPU mounted.	0.75

Mounting and Clearance

Minimum Clearance

Minimum Clearance of a typical installation in a cabinet with ducts



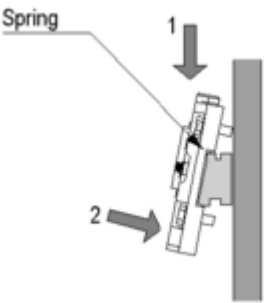
a Side clearance: $> 40\text{ mm}$ (1.57 in.)

b Top and bottom clearance with surrounding objects: $> 20\text{ mm}$ (0.79 in.)

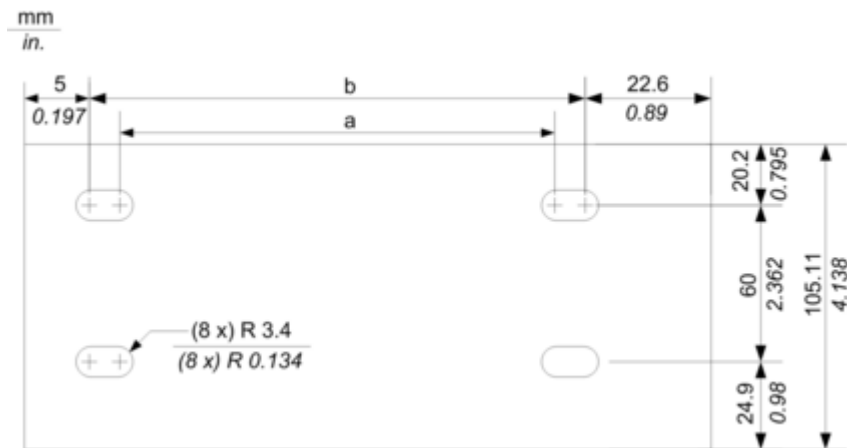
1 Installation or casing

2 Wiring duct or tray

Mounting a Rack on a DIN rail



Mounting and Fastening the Rack on Panels



NOTE: You can use M4, M5, M6, or UNC #6 screws in the fastening holes.

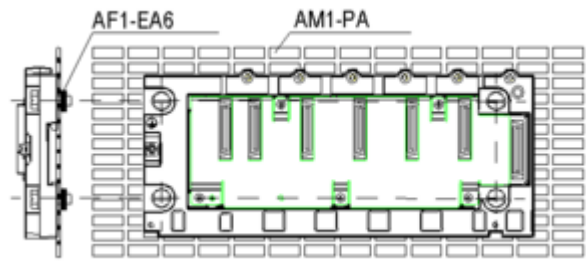
Dimensions in mm

a	b
332.5	345.2

Dimensions in in.

a	b
13.09	13.59

Mounting on Telequick Grid AM1-PA and AM3-PA Mounting Grids



Fasten the rack with four M4, M5, M6 or UNC #6 screws