



GMS Checkerplate Cover (Class A-D)



SECTION VIEW




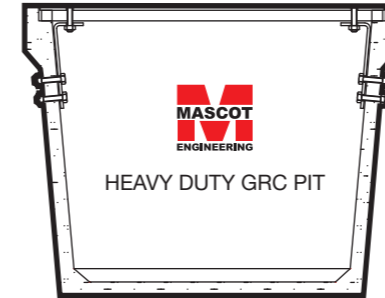
PLAN VIEW

Notes

1. Steel checkerplate covers are manufactured in accordance to AS3678 & AS3679.1 with Grade 250 structural steel
2. All welding complies with all guidelines as set out in AS1554
3. All components are hot dipped galvanised after fabrication in accordance to AS1650, AS/NZS 4680:2006
4. Covers are lifted using standard Telstra lifting keys
5. Class A, B & C covers finish flush with the top of the Mascot GRC Pit
6. Brass and Stainless Steel marker plates available
7. For details on Class D covers, please contact the technical team.
8. Security keyhole plugs available

Suit Pit Range	Clear Opening	Load Rating	Cover Type	Weight	Product Code
CJP0	300 x 300	Class A	Steel GMS	4kg	CJP0GMSCA
CJP0	300 x 300	Class B	Steel GMS	5kg	CJP0GMSCB
CJP0	300 x 300	Class C	Steel GMS	7kg	CJP0GMSCC
CJP1	375 x 375	Class A	Steel GMS	5kg	CJP1GMSCA
CJP1	375 x 375	Class B	Steel GMS	6kg	CJP1GMSCB
CJP1	375 x 375	Class C	Steel GMS	8kg	CJP1GMSCC
CJP2	450 x 450	Class A	Steel GMS	8kg	CJP2GMSCA
CJP2	450 x 450	Class B	Steel GMS	10kg	CJP2GMSCB
CJP2	450 x 450	Class C	Steel GMS	12kg	CJP2GMSCC
CJP3	600 x 600	Class A	Steel GMS	17kg	CJP3GMSCA
CJP3	600 x 600	Class B	Steel GMS	19kg	CJP3GMSCB
CJP3	600 x 600	Class C	Steel GMS	23kg	CJP3GMSCC
CJP4	900 x 600	Class A	Steel GMS	30kg	CJP4GMSCA
CJP4	900 x 600	Class B	Steel GMS	38kg	CJP4GMSCB
CJP4	900 x 600	Class C	Steel GMS	48kg	CJP4GMSCC
CJP5	900 x 900	Class A	Steel GMS	40kg	CJP5GMSCA
CJP5	900 x 900	Class B	Steel GMS	45kg	CJP5GMSCB
CJP5	900 x 900	Class C	Steel GMS	50kg	CJP5GMSCC
CJP6	1100 x 1100	Class A	Steel GMS	70kg	CJP6GMSCA
CJP6	1100 x 1100	Class B	Steel GMS	80kg	CJP6GMSCB
CJP6	1100 x 1100	Class C	Steel GMS	86kg	CJP6GMSCC
CJP7	600 x 300	Class A	Steel GMS	8kg	CJP7GMSCA
CJP7	600 x 300	Class B	Steel GMS	10kg	CJP7GMSCB
CJP7	600 x 300	Class C	Steel GMS	13kg	CJP7GMSCC
CJP8	1250 x 450	Class A	Steel GMS	26kg	CJP8GMSCA
CJP8	1250 x 450	Class B	Steel GMS	30kg	CJP8GMSCB
CJP8	1250 x 450	Class C	Steel GMS	40kg	CJP8GMSCC
CJP9	585 x 245	Class A	Steel GMS	8kg	CJP9GMSCA
CJP9	585 x 245	Class B	Steel GMS	10kg	CJP9GMSCB
CJP9	585 x 245	Class C	Steel GMS	13kg	CJP9GMSCC

GMS Checkerplate Bolt-down Cover (Class A-C)



Notes

1. Steel checkerplate covers are manufactured in accordance to AS3678 & AS3679.1 with Grade 250 structural steel
2. All welding complies with all guidelines as set out in AS1554
3. All components are hot dipped galvanised after fabrication in accordance to AS1650, AS/NZS 4680:2006
4. Covers are lifted using standard Telstra lifting keys
5. Class A, B & C covers finish flush with the top of the Mascot GRC Pit
6. Brass and Stainless Steel marker plates available
7. For details on Class D covers, please contact the technical team.
8. Security keyhole plugs available

Suit Pit Range	Clear Opening	Load Rating	Cover Type	Weight	Product Code
CJP0	300 x 300	Class A	Steel GMS Lockable	4kg	CJP0GMSCBDA
CJP0	300 x 300	Class B	Steel GMS Lockable	5kg	CJP0GMSCBDB
CJP0	300 x 300	Class C	Steel GMS Lockable	7kg	CJP0GMSCBDC
CJP1	375 x 375	Class A	Steel GMS Lockable	5kg	CJP1GMSCBDA
CJP1	375 x 375	Class B	Steel GMS Lockable	6kg	CJP1GMSCBDB
CJP1	375 x 375	Class C	Steel GMS Lockable	8kg	CJP1GMSCBDC
CJP2	450 x 450	Class A	Steel GMS Lockable	8kg	CJP2GMSCBDA
CJP2	450 x 450	Class B	Steel GMS Lockable	10kg	CJP2GMSCBDB
CJP2	450 x 450	Class C	Steel GMS Lockable	12kg	CJP2GMSCBDC
CJP3	600 x 600	Class A	Steel GMS Lockable	17kg	CJP3GMSCBDA
CJP3	600 x 600	Class B	Steel GMS Lockable	19kg	CJP3GMSCBDB
CJP3	600 x 600	Class C	Steel GMS Lockable	23kg	CJP3GMSCBDC
CJP4	900 x 600	Class A	Steel GMS Lockable	30kg	CJP4GMSCBDA
CJP4	900 x 600	Class B	Steel GMS Lockable	38kg	CJP4GMSCBDB
CJP4	900 x 600	Class C	Steel GMS Lockable	48kg	CJP4GMSCBDC
CJP5	900 x 900	Class A	Steel GMS Lockable	40kg	CJP5GMSCBDA
CJP5	900 x 900	Class B	Steel GMS Lockable	45kg	CJP5GMSCBDB
CJP5	900 x 900	Class C	Steel GMS Lockable	50kg	CJP5GMSCBDC
CJP6	1100 x 1100	Class A	Steel GMS Lockable	70kg	CJP6GMSCBDA
CJP6	1100 x 1100	Class B	Steel GMS Lockable	80kg	CJP6GMSCBDB
CJP6	1100 x 1100	Class C	Steel GMS Lockable	86kg	CJP6GMSCBDC
CJP7	600 x 300	Class A	Steel GMS Lockable	8kg	CJP7GMSCBDA
CJP7	600 x 300	Class B	Steel GMS Lockable	10kg	CJP7GMSCBDB
CJP7	600 x 300	Class C	Steel GMS Lockable	13kg	CJP7GMSCBDC
CJP8	1250 x 450	Class A	Steel GMS Lockable	26kg	CJP8GMSCBDA
CJP8	1250 x 450	Class B	Steel GMS Lockable	30kg	CJP8GMSCBDB
CJP8	1250 x 450	Class C	Steel GMS Lockable	40kg	CJP8GMSCBDC
CJP9	585 x 245	Class A	Steel GMS Lockable	8kg	CJP9GMSCBDA
CJP9	585 x 245	Class B	Steel GMS Lockable	10kg	CJP9GMSCBDB
CJP9	585 x 245	Class C	Steel GMS Lockable	13kg	CJP9GMSCBDC