

1BOX 90 XC

ML-1BOX-90-XC




1BOX 90 XC 12W Downlight

Product code/Category

ML-1BOX-90-XC/Downlights

Product information

The 1BOX 90 XC is an LED downlight featuring patented colour selection technology. Using a standard wall switch the output colours of the light can be changed between White, Neutral White and Warm White instantly. The new slim profile now fits perfectly between the truss and ceiling backing, meaning no need to drill or patch any holes. The 1BOX also features a dimmable driver with the exchangeable connector system (XC) flex & plug allowing for a quick, easy & adaptable install.



| | |
|------------------------------|---|
| Total power consumed: | 12W* |
| Power supply: | 300mA±5% |
| Frequency: | 50-60Hz |
| Power factor: | 0.96 |
| Lumen output: | 1,115lm (WW) 1,260lm (NW) 1,200lm (W) |
| Efficacy | 95-110lm/W |
| Colour temperature | 3,000K (WW) 4,000K (NW) 6,000K (W) |
| CCT: | Multi CCT |
| CRI: | 80+ |
| Beam angle: | 100° |
| Dimmable: | YES |
| LED life: | 50,000hrs** |
| LED chip: | SMD2835 0.5W |
| Connection: | With XC connector flex 65cm and AU plug |

| | |
|---------------------------|---|
| Cut out: | 90mm |
| Net weight: | 0.26kg |
| Dimensions: | Diameter 110mm Depth 33mm |
| Material type: | Aluminium alloy + PC |
| Temperature range: | -10°C to +45°C |
| IP rating: | IP54 |
| Compliance | AS/NZS 60598.1 & AS/NZS 60598.2.2 SAA, EMC, IC-4 |
| Kit includes: | 1 x LED downlight (white trim), 1 x Brushed aluminium trim, 1 x Dimmable driver with 65mm flex and plug with XC |

*Total power consumed including driver

** Life span is calculated on expected average lifespan

PLEASE NOTE!

MUST BE INSTALLED BY LICENSED ELECTRICIAN

- Do not extend low voltage cables from the output of the power supply.
- All components must not be mechanically stressed.
- Be careful not to damage or destroy conducting paths on the circuit board.
- Follow all relevant electrical and safety standards (including AS3000) – only qualified personnel should be allowed to perform installations.
- Damage by corrosion will not be honoured as a material defect claim. It is the user's responsibility to provide suitable protection against corrosive agents such as moisture, condensation and other harmful elements.
- If these regulations are not followed warranty will be void and all issues are the responsibility of the installer.
- This product has full compliance with the IC-4 rating and therefore can be covered in thermal insulation and be installed up against approved combustible material safely. M-Elec still recommends that an air gap is left around driver and light to ensure the maximum life span of the product is achieved.

For further information please visit www.melec.com.au

I-BOX 90 XC

ML-I-BOX-90-XC

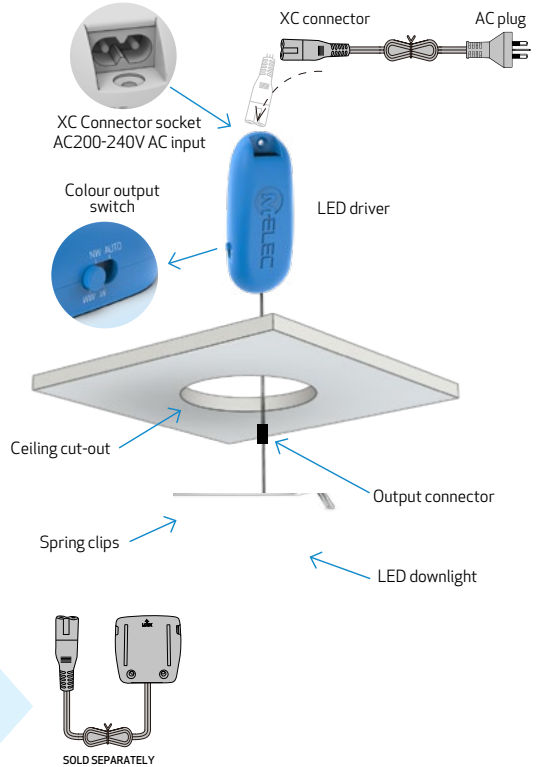


Installation instructions



PLEASE FOLLOW INSTRUCTIONS FOR CORRECT INSTALLATION:

1. Before commencing installation or maintenance, ensure electricity is switched off at the mains.
2. Remove existing downlight and disconnect old driver OR mark and cut out 90 mm hole in the ceiling.
3. Using the XC connector flex, plug in the XC connector to the LED driver. The XC connector may be inserted either way as it has universal polarity.
4. Insert the AC plug into an appropriate plug base and connect the LED downlight to the output connector from the LED driver.
5. Change Auto/Manual switch on the LED driver to the desired setting (please refer to operations and settings) and place driver in ceiling space.
6. Carefully bend springs clips upwards and install new LED downlight.
7. Once mains are switched back on TEST to ensure all downlights are producing same output colour. If not, please refer to operations and settings.

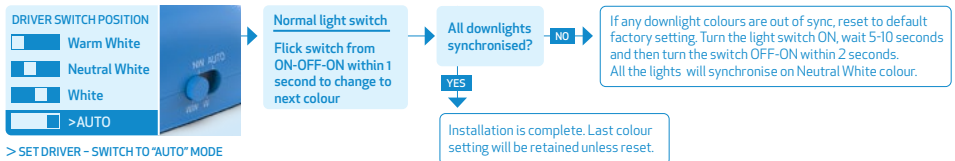


OPTIONAL - RAPID XC connector


For faster installation and no need to install plug base use the optional RAPID XC connector flex (ML-BSRC-XC) for instant connection to TPS cable.

Operations and Settings

AUTO MODE – COLOUR OUTPUT SELECTED AT WALL SWITCH (DEFAULT SETTING)



MANUAL MODE – FIXED COLOUR OUTPUT



NOTE: If this product is set to "AUTO" mode and there is inconsistent or fluctuating voltages, the colour output (CCT) might change on its own. Please see the instructions (operations and settings) on how to reset the drivers to factory settings if this occurs. M-Elec will not be held responsible for any variations in voltage or flickering that are on the input side of the drivers. If any of these problems continue to occur we suggest operating the I-BOX in MANUAL mode and contacting your electricity provider.

Warranty disclaimer

M-ELEC TRANSFORMERS/DRIVERS

M-Elec provides warranty against defects of **M-Elec drivers** on the following terms and conditions. Please refer to the M-Elec website (below) for information on the warranty period of each product.

The driver must be properly installed by a qualified electrician and in accordance with our installation guidelines and any relevant codes and standards.

The warranty does not apply to M-Elec drivers that fail as a result of neglect, mistake, misuse, alteration, exposure to the elements, or that is improperly installed and implemented. This includes but is not limited to: improper wiring, installation under improper and non-approved operating environments such as temperature, humidity, corrosion or voltage conditions; improper installation using components that are not approved or are not M-Elec manufactured products.

It is the responsibility of the purchaser to obtain all necessary approvals and to understand the products intended use and all relevant instructions, recommendations and guidelines for the proper installation and use of any M-Elec driver product and related 'manufactured products' used in conjunction with same.

M-Elec is not liable for the accuracy and completeness of any statements, technical information and recommendations in any form of product literature or instructions are not guaranteed and are not part of this warranty and does not in any way constitute a warranty. The purchaser is solely responsible for determining suitability of the M-Elec drivers for installation and full implementation must determine potential applications and installations independently.

To make a claim on this warranty, you must do so within the warranty period (from place of purchase) please read our returns policy for further information (<https://melec.com.au/returns-policy/>) and deliver the driver to M-Elec (at your cost) at the address listed on website. We will assess the warranty claim and if we grant the warranty claim, we will replace the product or refund your money, at our election.

M-Elec is not responsible or liable for any injuries, damages, or death caused by the use, misuse or failure of products purchased from us. This warranty is in addition to any other rights the consumer may have under the Australian Consumer Law.

M-ELEC LED PRODUCTS - OTHER

Please refer to the M-Elec website (melec.com.au) for information on the warranty period of each product. Each of our LED product warranties is separate and subject to the following terms and conditions:

M-Elec products must be properly installed by a qualified electrician and in accordance with any relevant guidelines, codes and standards. This includes wiring and connection to proper approved components and product working environments.

This warranty is void and does not apply to products that fail as a result of neglect, mistake misuse, alteration, or that is improperly installed and implemented. This includes but is not limited to: improper wiring, installation under improper and non-approved

operating environments such as temperature, humidity, corrosion or voltage conditions; improper installation using components that are not approved or are not M-Elec manufactured products.

It is the responsibility of the purchaser to obtain all necessary approvals and to understand the products intended use and all relevant instructions, recommendations and guidelines for the proper installation and use of any M-Elec products and related 'manufactured products' used in conjunction with same.

M-Elec is not liable for the accuracy and completeness of any statements, technical information and recommendations in any form of product literature or instructions are not guaranteed and are not part of this warranty and does not in any way constitute a warranty. The purchaser is solely responsible for determining suitability of the M-Elec LED products for installation and full implementation must determine potential applications and installations independently.

The LED product warranties do not cover LEDs that continue to light, but exhibit varying/differing forward voltage drops, light output, or colour/wavelength.

Warranty is void if LEDs are cut in any way (outside of LED strip instructions) or damaged by neglect.

Warranty is void if products have been altered, opened/modified in any way that is outside the bounds of normal electrical work. **Please note:** This does not include removing or hard wiring downlight drivers or the hard wiring of a flex on an M-Elec floor light.

To make a claim on any of M-Elec's products, you must do so within the warranty period (from place of purchase) please read our returns policy for further information (<https://melec.com.au/returns-policy/>) and deliver the product to M-Elec (at your cost) at the address listed online. M-Elec will assess the warranty claim by conducting electrical tests, making sure the contacts still exist on the LED and visual and microscopic inspection to make sure there is no visible physical damage. If M-Elec grants the warranty claim, we will replace the product or refund your money, at our election.

M-Elec is not responsible or liable for any injuries, damages, or death caused by the use, misuse or failure of products purchased from us. This warranty is in addition to any other rights the consumer may have under the Australian Consumer Law.

To the fullest extent permitted by law, no warranties other than those described above are given in respect of M-Elec products. M-Elec's liability is limited, to the fullest extent permitted by law, to the refund or replacement of the M-Elec products. We expressly do not warrant that an M-Elec product will last any particular length of time nor guarantee is made as to fitness to a particular application, since we have no control of the electrical supply or circuits you are using to drive the LEDs.

M-Elec goods come with guarantees that cannot be excluded under the Australian Consumer Law.

Please read our returns policy procedure for further information on M-Elec website melec.com.au or request it via phone 1300 222 445 from our customer care consultants.

Due to our policy of continuous product improvement, we reserve the right to discontinue or update product specifications or designs at any time without notice. Please visit www.melec.com.au for the latest information on our products

