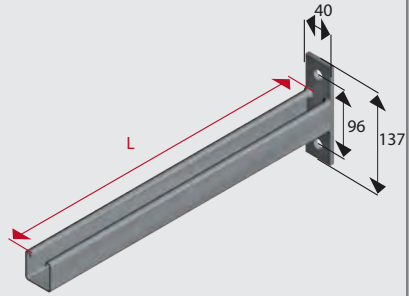


## CB2 CANTILEVER BRACKET

\* Working Loads for Steel Cantilever Brackets shown.

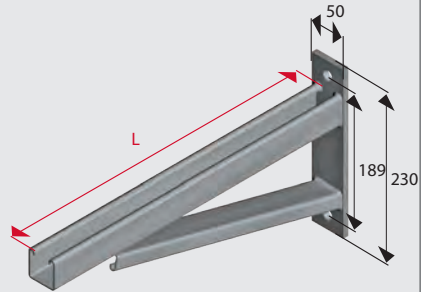
Length - L (mm)	Working Load (kg)*	Hot Dip Galvanised	Stainless Steel
150	526	CB2-150H <span style="color: green;">A</span>	CB2-150S <span style="color: orange;">B</span>
300	262	CB2-300H <span style="color: green;">A</span>	CB2-300S <span style="color: orange;">B</span>
450	175	CB2-450H <span style="color: green;">A</span>	CB2-450S <span style="color: orange;">B</span>
600	131	CB2-600H <span style="color: green;">A</span>	CB2-600S <span style="color: orange;">B</span>
750	105	CB2-750H <span style="color: green;">A</span>	CB2-750S <span style="color: orange;">C</span>
900	88	CB2-900H <span style="color: green;">A</span>	CB2-900S <span style="color: orange;">C</span>



## CB4 CANTILEVER BRACKET

\*Working Loads for Steel Cantilever Brackets shown.

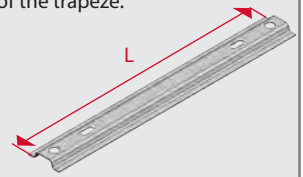
Length - L (mm)	Working Load (kg)*	Hot Dip Galvanised	Stainless Steel
300	1000	CB4-300H <span style="color: green;">A</span>	CB4-300S <span style="color: orange;">B</span>
450	350	CB4-450H <span style="color: green;">A</span>	CB4-450S <span style="color: orange;">B</span>
600	345	CB4-600H <span style="color: green;">A</span>	CB4-600S <span style="color: orange;">B</span>
750	294	CB4-750H <span style="color: green;">A</span>	CB4-750S <span style="color: orange;">B</span>
900	150	CB4-900H <span style="color: green;">A</span>	CB4-900S <span style="color: orange;">C</span>



## ET3/5 TRAPEZE BRACKET

\*Working Load is to be a uniformly distributed load along the length of the trapeze.


Suits Tray Width (mm)	Length (L) (mm)	Working Load (kg)*	Pre-Galvanised	Hot Dip Galvanised
150	250	105	TB150G <span style="color: green;">A</span>	TB150H <span style="color: orange;">C</span>
225	325	78	TB225G <span style="color: green;">A</span>	TB225H <span style="color: orange;">C</span>
300	400	62	TB300G <span style="color: green;">A</span>	TB300H <span style="color: orange;">C</span>
450	550	44	TB450G <span style="color: green;">A</span>	TB450H <span style="color: orange;">C</span>
600	700	34	TB600G <span style="color: green;">A</span>	TB600H <span style="color: orange;">C</span>



## ET3/5 E4000SG TRAPEZE BRACKET

\*Working Load is to be a uniformly distributed load along the length of the trapeze.

Suits Tray Width (mm)	Length (L) (mm)	Working Load (kg)*	No. of Slots	Pre-Galvanised	Hot Dip Galvanised
150	263	524	7	TB1504000SG <span style="color: orange;">C</span>	TB1504000SH <span style="color: orange;">C</span>
225	338	350	9	TB2254000SG <span style="color: orange;">C</span>	TB2254000SH <span style="color: orange;">C</span>
300	413	262	11	TB3004000SG <span style="color: orange;">C</span>	TB3004000SH <span style="color: orange;">C</span>
450	563	175	15	TB4504000SG <span style="color: orange;">C</span>	TB4504000SH <span style="color: orange;">C</span>
600	713	131	19	TB6004000SG <span style="color: orange;">C</span>	TB6004000SH <span style="color: orange;">C</span>



FASTENERS

STRUT SYSTEMS

CABLE SUPPORTS

FIRERATED

PIPE SUPPORTS