


# Arteor™ with Netatmo



SMART HOME  
MADE EASY



CATALOGUE  
PAGES  
→ INSIDE

THE GLOBAL SPECIALIST  
IN ELECTRICAL AND DIGITAL BUILDING INFRASTRUCTURES

 **legrand**®

# CONNECTED LIVING

MAKE YOUR HOME TRULY YOURS

## ARTEOR™ with NETATMO

In today's world, digitalisation and networking are simplifying our lives and adding greater convenience. As technology transforms the way we work, communicate, travel and live, it also brings greater complexity. This is why Legrand, in developing Arteor with Netatmo, has sought to make networked digital technology as easy as possible, for designers, installers and users.

The result is the "Arteor with Netatmo" solution, which has been developed in collaboration with French industry-leading smart home brand Netatmo. Enhancing individual comfort and security in the connected home, it is quick and easy to install and it will economically adapt to changing habits, aspirations and needs over time.





Arteor with Netatmo is part of Legrand's ELIOT program. This program is dedicated to developing sustainable connected solutions that are easy to use and maintain, accessible for everybody and customisable to the users' needs, desires and habits. To enhance the value of any home and make everyday life just that little bit more comfortable and secure.

# ARTEOR™ WITH NETATMO

A TOUCH OF SMARTNESS



## ARTEOR™ with NETATMO

### THE SMART WIRELESS SOLUTION

Arteor with Netatmo is a radio based solution for the connected home. The intelligent products communicate with each other via radio ZigBee (2.4 GHz waveband). This means there is no need for specific or extensive cabling. Although the range only contains a few products, these can be used to create numerous individual solutions for a more customised feel at home.

### SIMPLE, ADAPTABLE, OPEN

Arteor with Netatmo has been designed and developed as a simple solution to make every home more unique, convenient and secure. Simple for planners, who are able to integrate many functions without complicated cabling. Simple for installers, who are able to install the system without specialist knowledge. Simple for users, who will find it convenient to operate, easy to extend and are able to make changes at any time.

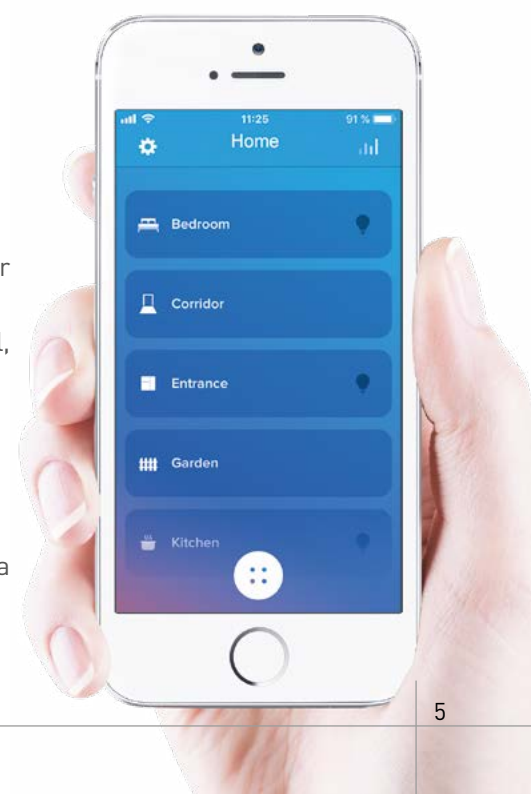


## APP CONTROL FOR EASE OF USE

All functions in an Arteor with Netatmo installation can be controlled via your smartphone or tablet: control individual lights, blinds, curtains, electrical appliances or trigger more complex scenarios. Using the app you have everything under control, and stay connected with your home, no matter where you are.

## VOICE CONTROL

Just say the word, give simple voice commands to Siri, Google Assistant or Alexa and you can manage your lights and appliances without lifting a finger.



# GROWING WITH YOUR NEEDS


ADAPTIVE TO SUIT OUR EVER-CHANGING LIFESTYLE

Its simple installation makes Arteor with Netatmo a smart choice. No complex cabling is needed to adapt the solution to changing circumstances. Putting a switch within reach of children, rearranging the living room, converting a kid's bedroom into an office, adding more functions... - Arteor with Netatmo will change as readily and as quickly as you do!



## PUT THEM ANYWHERE

Using wireless switches you can ensure your controls are always exactly where you want them. Lower on the wall to be within easy reach of the children, they can then be repositioned as your children grow or when you decide to rearrange your furniture.



## NOTIFICATIONS

No need to worry about a power failure while you are not at home, the app will alert you instantly if there is a power outage.



## ENERGY MANAGEMENT

The need to harness energy and reduce our output is increasingly more prevalent, the app will allow you to monitor your usage in real-time and also generate a more long-term analysis.



## “LEAVING HOME” SCENARIO

With one touch, instantly turn off lights, appliances, even shutters. Forgot to turn off the iron? No problem, log into the app and turn it off from anywhere.



## “ WAKE UP” SCENARIO

Imagine a easy morning wake up with a pre-set scenario which will turn on a soft light and open your blinds, the perfect start to everyday!



# MINIMAL COMPONENTS – LOTS OF OPTIONS

The system consists of only a few simple components. The starter kit includes your gateway and will need to be installed first. The gateway offers connected controls, which trigger actions such as activating lights, blinds, electrical appliances and wireless battery controls. You can also manage scenarios, create centralised functions and allow remote control of individual functions.

## CONNECTED WIRED PRODUCTS

The wired products are installed in the same way as conventional components and then paired with the wireless switches (which can be positioned anywhere) via the ZigBee 2.4 Ghz waveband. Thanks to the dynamic mesh network, all functions can easily be reconfigured at any time. It is also easy to add extra modules.


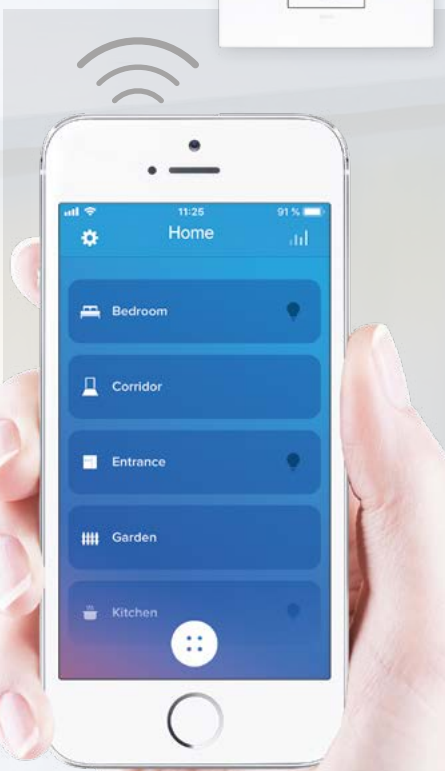
Wired devices (240 V a.c.)



## WIRELESS CONTROLS











Wireless light and blind switches are used to extend the installation and enable individual, group-based or centralised remote control of lighting and blinds. They are adaptable to take into account evolutions of the installation over time.

Wireless devices (battery powered)





## FUNCTIONS

LIGHT	SHUTTERS/ BLINDS	ENERGY
  <p data-bbox="180 1272 456 1357">Smart Dimmer switch 2 Gang smart light switch Micromodule switch</p>	  <p data-bbox="668 1301 922 1357">Smart shutter / blind switches</p>	  <p data-bbox="1137 1330 1406 1357">Smart single powerpoint</p>
 <p data-bbox="193 1899 443 1928">Wireless light switches</p>	 <p data-bbox="639 1899 954 1928">Shutter/blind wireless switch</p>	<p data-bbox="1171 1585 1492 1877">The Home + Control app, which can be used to control the system via smartphone and tablet, is available for devices with Android and iOS. Download it for free from your usual app stores.</p> <div data-bbox="1171 1899 1492 1951">   </div> <p data-bbox="1171 1957 1492 1995"><b>HOME + CONTROL</b> app</p>

# AS INDIVIDUAL AS YOU ARE


FUNCTIONALITY MEETS DESIGN

Arteor with Netatmo doesn't only offer tailored solutions with its functionality. It also adds a touch of style to the overall look and feel of the house. Arteor finishes blend in perfectly to any living environment.



## SCENARIOS

Increase comfort using pre-programmed scenarios, such as Wake up/Sleep or Home/Away.





## BLINDS/ SHUTTERS

For convenient individual or central control of shutters/blinds.



## CONNECTED SOCKET OUTLETS

Allows you to remotely control electrical appliances, measure instantaneous energy consumption, monitor daily or monthly energy consumption and smart notification alerts, from anywhere.



## LIGHT

Conveniently control lights via the app, voice control or add additional wireless switches.

EXISTING SWITCH



REMOVE EXISTING SWITCH FROM THE WALL




# E A S Y INSTALLATION

FOR NEW OR EXISTING INSTALLATION

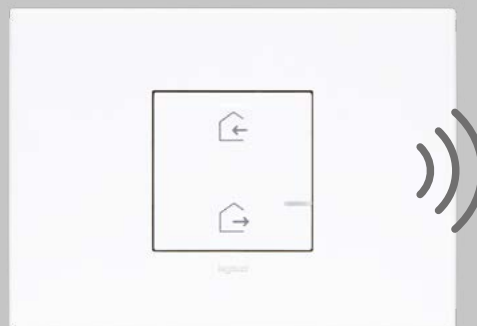
## 5 STEPS TO A CONNECTED HOME

1




After installing all wired devices, switch on power and all LED's will light up in red.

2




Press and hold the master switch at centre for 5 seconds.

3




The LEDs now light up in green, showing that your network has been created.

**INSTALL NEW SMART DIMMER SWITCH ON WALL**

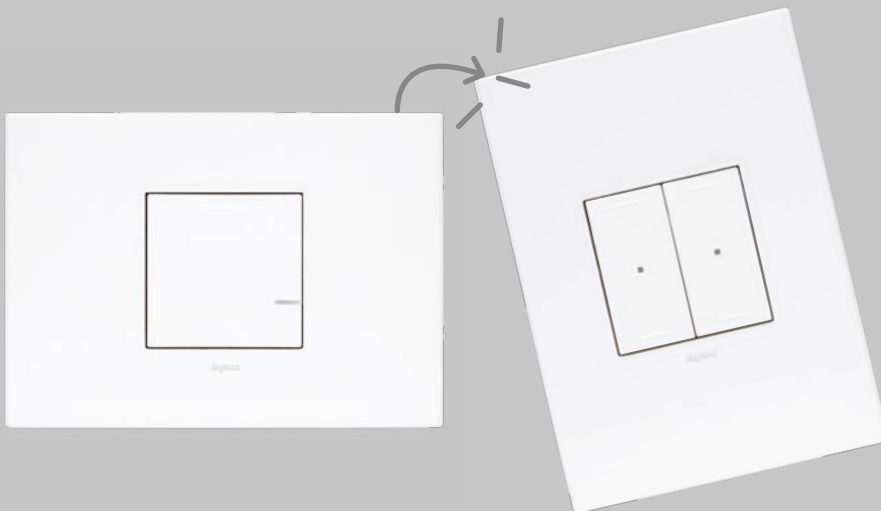


**NEW SMART DIMMER SWITCH**




Arteor with Netatmo is a radio solution, requiring no extra wiring as it uses the existing infrastructure. This makes it the ideal choice for upgrading an existing installation into a connected home, but also for new building projects, it offers definite advantages, as its simple installation cuts effort to a minimum.

**4**



**5**



To pair them, press on the wireless switch you wish to pair, while tapping it three times onto the wired devices you wish to control. The LED's blue light shows that the pairing was successful.

After a short hold on the master switch, all LEDs turn off.

# INNOVATIVE OPERATING CONCEPTS

TALK - SWIPE - TOUCH

## VOICE CONTROL

Arteor with Netatmo makes it possible to control all connected devices using voice commands via digital assistants, such as Google Home, Amazon Alexa or Apple Siri.



## THE HOME + CONTROL APP FOR SMARTPHONE OR TABLET

The Home + Control app allows: monitoring of instantaneous power consumption, remote surveillance of the connected home, and control over various functions when the user is out and about.



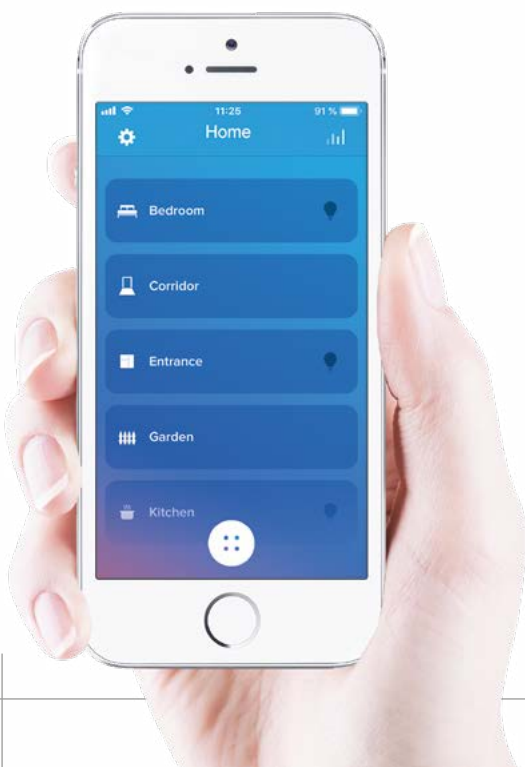
## LOCAL CONTROL

All functions can still be used in the traditional way via switches on the wall. If furniture needs to be rearranged or small children need to be able to reach a switch, the wireless switches can be repositioned easily at any time.



### HOME + CONTROL app

iPhone, iPod and iPad are registered trademarks of Apple Inc., registered in the US and other countries. HomeKit is a trademark of Apple Inc. App Store is a service mark of Apple Inc. Google, Android, Google Play, and the Google Play logo are trademarks of Google LLC. Amazon, Alexa and all related logos are trademarks of Amazon.com, Inc. or its affiliates.



The Home + Control app changes everything, not only in terms of control of the smart home but also in terms of its configuration. Use the app to conveniently configure the entire system, based on individual preferences. Create tailored scenarios, remotely control individual devices, monitor energy consumption. Its all possible!



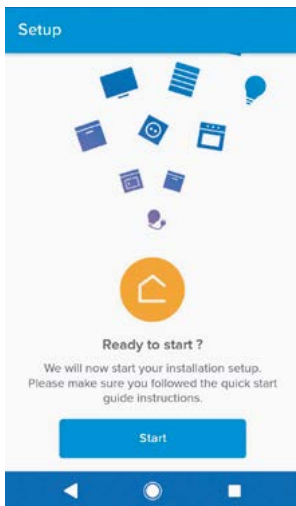
**HOME + CONTROL** app



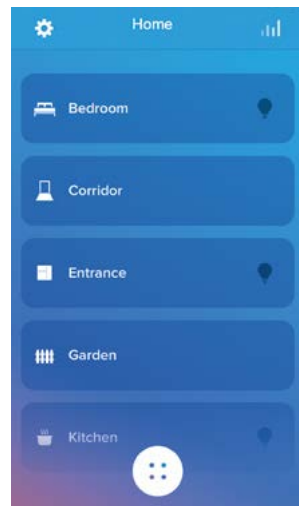
# SMART HOME VIA SMARTPHONE

## THE HOME + CONTROL APP

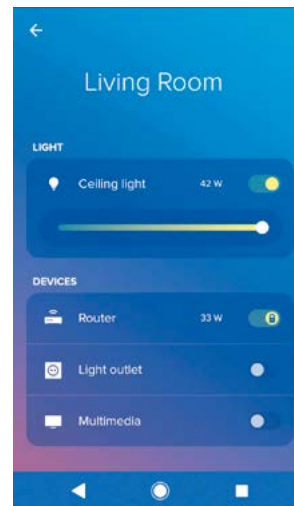
The app used by the installer for configuration purposes is also used to control the entire system. The app displays alarm messages if, for instance, the refrigerator is no longer powered or a light remains on when no one is supposed to be at home. This means you can react accordingly while away, putting you in complete control.



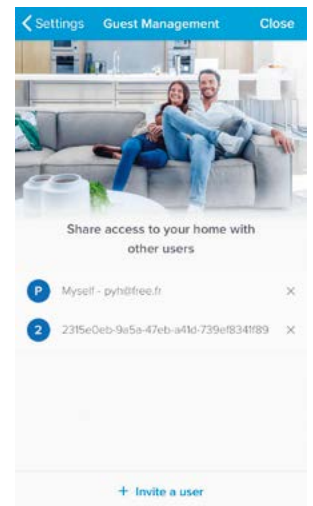
Configuration is based on a set of simple steps



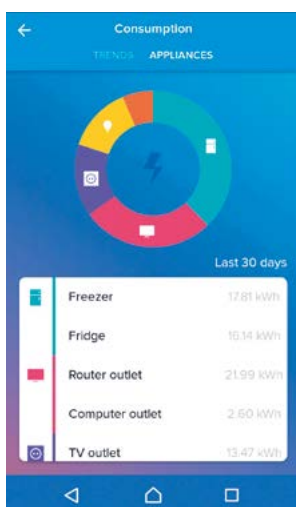
Each room is configured individually



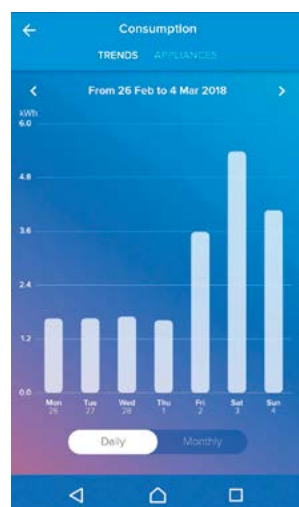
All functions can be set individually



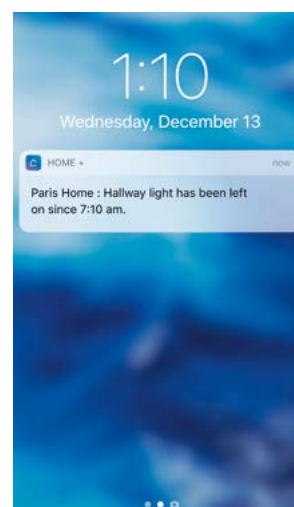
Invite all members of the household



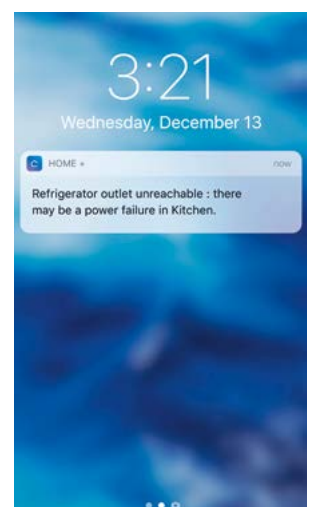
Energy consumption can be queried for individual devices



Detailed consumption analysis help to reduce energy consumption



Push notifications reach the user wherever they may be



Enables fast response to faults

# JOINING FORCES TO MOVE FORWARD

OPEN TO INTEROPERABILITY



Arteor with Netatmo is part of Legrand's Eliot program for the development of sustainable connected solutions for the home and workplace.

Another major component of Eliot is the implementation of a powerful and reliable electrical infrastructure and the further development of high performance networks. These are the enabling factors of communication among connected devices and therefore essential for the constant extension of the Internet of Things.

The third mainstay of the Eliot program is interoperability. The integration of Legrand solutions with third party systems allows us to provide new products and services with additional benefits.

## THREE PRINCIPLES OF THE ELIOT PROGRAM

DEVELOPMENT OF  
CONNECTED  
SOLUTIONS

Easy to use, accessible  
and enhanced user benefits

CREATION  
OF SUITABLE  
INFRASTRUCTURES

To enable product  
communication and  
develop the Internet  
of Things

PROMOTION  
OF  
INTEROPERABILITY

Legrand contributes  
to enhancing innovation  
and services beyond  
its own ecosystem  
by promoting  
interoperability,  
as a genuine third party  
service enabler




## TOGETHER, WE CAN GO FURTHER

Legrand's Eliot program features a series of successful partnerships and third-party integrations.

Partnerships with innovative businesses and renowned brands:

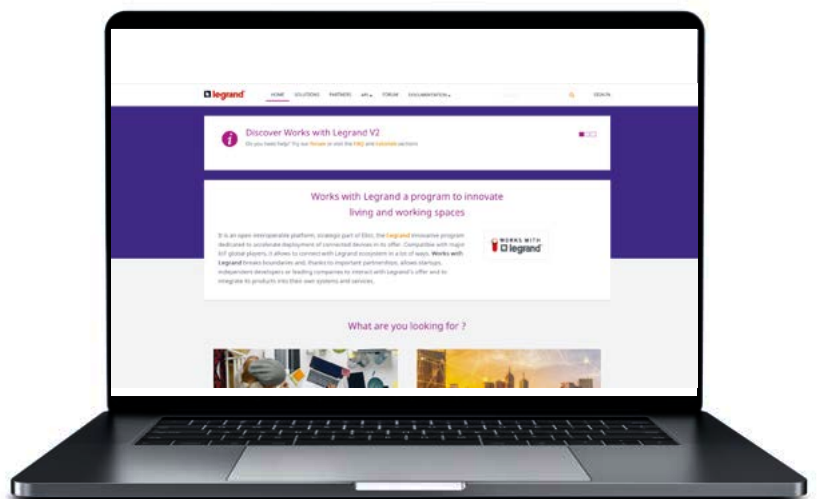


Compatibility with platforms and voice assistants:



### Find out more about WORKS WITH LEGRAND

You want to learn more about the possibilities of integrating your systems with Legrand solutions? The **web portal <https://developer.legrand.com>** will provide you with a host of useful **information, tools and services.**



# Connected home

## Starter Kit

Must be ordered for any connected installation

### Step 1: Starter kit for a connected home



AWNSKITWE

Used to control your home remotely (lighting and electrical appliances) using a smartphone via the Home + Control App and/or voice control (via a voice assistant). Must be ordered for any connected installation. The connected extension kit or individual connected products can be added to the starter kit. 2.4 GHz Wi-Fi connection required.


Pack	Cat.Nos	Starter Kit
		Used to create a connected installation Includes: - 1 Gateway 240V a.c. Wi-Fi 2.4GHz 802.11 b/g/n Zigbee 2.4GHz to 2.4835GHz Supplied with support frame, coverplate and paint cover - 1 Vertical Smart switch 1 gang 240V a.c. 3 wire min. load 5W Max. load 300W. Compatible with most traditional and LED Lighting loads Zigbee 2.4GHz to 2.4835GHz Supplied with load stabilising capacitor, support frame, coverplate and paint cover - 1 Smart Single Powerpoint (protected against overloads) 240V a.c., 10A Compatible with any electrical appliance or large Household appliance. Measures instantaneous Power and monitors daily and monthly consumption, Plus sends configurable notifications (fault, consumption, etc) Supplied with support frame, coverplate and paint cover. Zigbee 2.4GHz to 2.4835GHz - 1 Wireless master switch with preset scenarios which can be customised in the Home + Control App. Supplied with CR2032 3V battery for power supply and 4 removable stickers for fixing the control on any walls. LED function for low battery indication Supplied with support frame and coverplate Zigbee 2.4GHz to 2.4835GHz
1	AWNSKITWE	<input type="checkbox"/> White
1	AWNSKITMGN	<input type="checkbox"/> Magnesium
1	AWNSKITALU	<input type="checkbox"/> Aluminium
1	AWNSKITCHP	<input type="checkbox"/> Champagne

Pack	Cat.Nos	Basic Kit
		Used to create a connected installation, includes: - 1 Gateway 240V a.c. Wi-Fi 2.4GHz 802.11 b/g/n Zigbee 2.4GHz to 2.4835GHz Supplied with support frame, coverplate and paint cover - 1 Wireless master switch with preset scenarios which can be customised in the Home + Control app. Supplied with CR2032 3V battery for power supply and 4 removable stickers for fixing the control on any walls. LED function for low battery indication. Supplied with support frame and coverplate Zigbee 2.4GHz to 2.4835GHz
1	AWNBKITWE	<input type="checkbox"/> White
1	AWNBKITMGN	<input type="checkbox"/> Magnesium
1	AWNBKITALU	<input type="checkbox"/> Aluminium
1	AWNBKITCHP	<input type="checkbox"/> Champagne

# Connected home

## Extension Kit

### Step 2: Connected extension kit



AWNEKITWE


Used to complete your connected installation, requires prior installation of a starter or basic kit. Connected products can be added to the extension kit.

Pack	Cat.Nos	Extension Kit
		Used to create a wireless two-way switch and remotely control your electrical appliances. Includes: - 1 Smart Single Powerpoint 240V a.c. 10A (Protected against overloads). Compatible with any electrical appliance or large household appliance. Measures instantaneous power and monitors daily and monthly consumption, plus sends configurable notifications (fault, consumptions, etc). Zigbee 2.4GHz to 2.4835GHz Supplied with support frame, coverplate and paint cover - 1 wireless switch. Supplied with CR2032 3V battery for power supply and 4 removable stickers for fixing the control on any walls. Zigbee 2.4GHz to 2.4835GHz - 1 Vertical Smart Dimmer Switch 1 Gang 240V a.c. 2 wire (no neutral) Min. load 5W Max. load 300W Compatible with most traditional and LED lighting loads. Supplied with load stabilising capacitor Zigbee 2.4GHz to 2.4835GHz Dimmer mode can be activated in the Home + Control app. Locator LED light at the front can be activated in the Home + Control app. Supplied with support frame, coverplate and paint cover
1	AWNEKITWE	<input type="checkbox"/> White
1	AWNEKITMGN	<input type="checkbox"/> Magnesium
1	AWNEKITALU	<input type="checkbox"/> Aluminium
1	AWNEKITCHP	<input type="checkbox"/> Champagne

# Connected home

## Connected Products


### Step 2: Connected products




AWNVSW1WE



AWNVSW2MGN



Awnhsw3alu



AWNWSW1WE



574 243

Used to complete your connected installation, requires prior installation of a Starter kit for connected installation


Pack	Cat.Nos	Smart Light Switch
		240V a.c. 3 wire Min. load 5W Max. load 300W Compatible with most traditional and LED Lighting loads Zigbee 2.4GHz to 2.4835GHz Supplied with load stabilising capacitor, support frame, coverplate and paint cover
1	AWNVSW1WE	<b>Vertical - 1 Gang</b> White
1	AWNVSW1MGN	Magnesium
1	AWNVSW1ALU	Aluminium
1	AWNVSW1CHP	Champagne
		<b>Vertical - 2 Gang</b>
1	AWNVSW2WE	White
1	AWNVSW2MGN	Magnesium
1	AWNVSW2ALU	Aluminium
1	AWNVSW2CHP	Champagne
		<b>Horizontal - 1 Gang</b>
1	AWNHSW1WE	White
1	AWNHSW1MGN	Magnesium
1	AWNHSW1ALU	Aluminium
1	AWNHSW1CHP	Champagne
		<b>Horizontal - 2 Gang</b>
1	AWNHSW2WE	White
1	AWNHSW2MGN	Magnesium
1	AWNHSW2ALU	Aluminium
1	AWNHSW2CHP	Champagne
		<b>Horizontal - 3 Gang</b>
1	AWNHSW3WE	White
1	AWNHSW3MGN	Magnesium
1	AWNHSW3ALU	Aluminium
1	AWNHSW3CHP	Champagne

Pack	Cat.Nos	Smart Dimmer Switch
		240V a.c. 2 wire (no neutral) Min. load 5W Max. load 300W Compatible with most traditional and LED lighting loads. Supplied with load stabilising capacitor Zigbee 2.4GHz to 2.4835GHz Dimmer mode can be activated in the Home + Control app. Locator LED light at the front can be activated in the Home + Control app. Supplied with support frame, coverplate and paint cover
1	AWNVDM1WE	<b>Vertical - 1 Gang</b> White
1	AWNVDM1MGN	Magnesium
1	AWNVDM1ALU	Aluminium
1	AWNVDM1CHP	Champagne
		<b>Horizontal - 1 Gang</b>
1	AWNHDM1WE	White
1	AWNHDM1MGN	Magnesium
1	AWNHDM1ALU	Aluminium
1	AWNHDM1CHP	Champagne
		<b>Wireless Switch</b>
		Supplied with CR2032 3V battery and 4 stickers to mount on walls. Zigbee 2.4GHz to 2.4835GHz Supplied complete with support frame and coverplate
1	AWNWSW1WE	White
1	AWNWSW1MGN	Magnesium
1	AWNWSW1ALU	Aluminium
1	AWNWSW1CHP	Champagne
		<b>Connected lighting micromodule</b>
1	574 243	Used to provide connected lighting 300W, with neutral Can be controlled by home + control app push-button switch or wireless switches – paired by tapping the wireless control on the micromodule For installation close to the lighting load Zigbee 2.4GHz to 2.4835GHz

# Connected home

## Connected Products (continued)

### Step 2: Connected products



AWNHGPOWE











AWNVBLIWE







AWNWBLIWE

Used to complete your connected installation, requires prior installation of a Starter or Basic kit

Pack	Cat.Nos	Smart Single Powerpoint
		Used to control electrical appliances remotely Can be paired with one or more wireless switch to create a controlled socket 10A 240V a.c. Compatible with any electrical appliance or large household appliance Measures instantaneous power and monitors daily and monthly consumption, plus sends configurable notifications (fault, consumption, etc) Supplied with support frame, coverplate and paint cover Zigbee 2.4GHz to 2.4835GHz
1	AWNHGPOWE	 White
1	AWNHGPOMGN	 Magnesium
1	AWNHGPOALU	 Aluminium
1	AWNHGPOCHP	 Champagne

Pack	Cat.Nos	Connected roller shutter switch
		For local and remote control of a 240V a.c. shutter/blind (raise/lower/stop functions, compatible with shutter/blind with mechanical and electronic stop, not compatible with radio-controlled shutter/blind) Can be paired with one or more shutter/blind wireless switches. Can be installed in place of an existing shutter/blind switch Supplied with support frame, coverplate and paint cover Zigbee 2.4GHz to 2.4835GHz
1	AWNVBLIWE	 White
1	AWNVBLIMGN	 Magnesium
1	AWNVBLIALU	 Aluminium
1	AWNVBLICHP	 Champagne

Pack	Cat.Nos	Wireless shutter/blind switch
		Used to control one or more wired shutter/blind switches Pair by tapping on the selected shutter/blind switch(es) Supplied with CR2032 3 V battery for power supply and 4 removable stickers for fixing the control unit on any walls LED function for low battery indication Zigbee 2.4GHz to 2.4835GHz
1	AWNWBLIWE	 White
1	AWNWBLIMGN	 Magnesium
1	AWNWBLIALU	 Aluminium
1	AWNWBLICHP	 Champagne

# Connected home

## Connected Products (continued)

### Step 2: Connected products



AWNWSWE



AWNWSMGN



AWNWDALU



AWNWDCHP

Used to complete your connected installation, require prior installation of a starter kit for connected installation

Pack	Cat.Nos	Wireless master switch
		Used to add an extra Wireless master switch in a connected installation with multiple entrances Works in the same way as the Wireless master switch included in the starter kit or basic kit Home/Away scenarios can be customised in the Home + Control App Supplied with CR2032 3 V battery for power supply and 4 removable stickers for fixing the control unit on any walls LED function for low battery indication Supplied with support frame, and coverplate paint cover Zigbee 2.4GHz to 2.4835GHz
1	AWNWSWE	White
1	AWNWSMGN	Magnesium
1	AWNWSALU	Aluminium
1	AWNWSCHP	Champagne
		<b>Night/Day Wireless switch</b>
		Used to add 2 extra scenarios to a connected installation Preset Wake up/Sleep scenarios which can be customised in the Home + Control App Supplied with CR2032 3 V battery for power supply and 4 removable stickers for fixing the control unit on any walls. LED function for low battery indication Supplied with support frame, and coverplate. Zigbee 2.4GHz to 2.4835GHz
1	AWNNDWE	White
1	AWNNDMGN	Magnesium
1	AWNNDALU	Aluminium
1	AWNNDCHP	Champagne



Disclaimer: The information provided in this document is intended for informational purposes only has been prepared and reviewed with all reasonable care, believed to be correct at the time of printing. Legrand Australia and New Zealand may also make improvements and/or changes in the products, pricing and/or programs described in this information at any time without notice.



**Legrand Australia**

Building 4, Nexus Industry Park  
43-47 Lyn Pde Prestons NSW 2170  
1300 369 777  
[www.legrand.com.au](http://www.legrand.com.au)

**Legrand New Zealand**

106-124 Target Road Glenfield  
Auckland 0627 New Zealand  
0800 476 009  
[www.legrand.co.nz](http://www.legrand.co.nz)

LEG2436

03\_2019