

PHA8158002

Dieline:

Description: Magnetic USB instruction sheet, size:105x140 (A6)

Direct tone colour:



Side shown: Printed side

Cut

Printing sides: Both sides

No of folds: 1

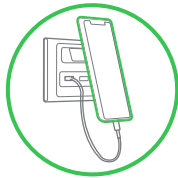
Paper: 80gsm

Draft

105 WIDTH

Magnetic Holder for Iconic™ 3 Gang USB Charging Station

Decorative skin with magnetic device mounting



Magnetic shelf for USB charger.



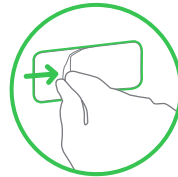
Device must be equipped with metallic sticker (provided)
Maximum device weight: 500gms (no case).



Preparation



Remove the metal plates from the rear of the skin.



Peel off the protective film.



Adhere to the back of your phone or phone case.

Or



You can also insert the metal plate between the phone and it's case.



Try before use.

Front

Magnetic Holder for Iconic™ 3 Gang USB Charging Station

Installation

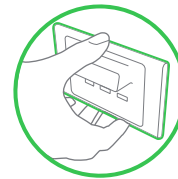


Hook the skin onto the top of the gridplate and pivot downwards to clip downwards to clip the skin into place.

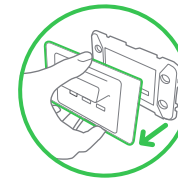
Removal



Apply pressure at the top of the skin and pivot upwards.

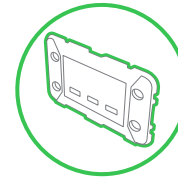


Ensure all clips are engaged, then plug cable between charging station & phone.



Remove skin.

Compatibility



This skin is designed to fit Iconic™ 3 gang USB charging station gridplates (sold separately).

NOTICE

EQUIPMENT DAMAGE HAZARD

- This product contains magnets.
- Do not use with phone cases that contain credit cards.

Failure to follow these instructions can result in equipment damage.

PHA81580

140 HEIGHT

Fold Line

Fold Line

Validated for Quotation
Back Printed on 2018/10/26