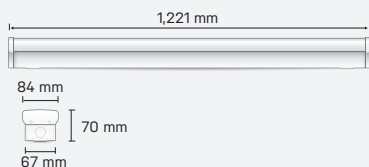


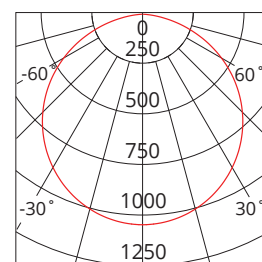
VISTA

VISTA40W12-TRI-SS-EM

SAP CODE: 2001065



Photometric Diagram



Unit: cd
 - C0/180 110.0deg
 - C90/270 110.0deg

1200mm, 40W,
Intellisensor, Tritone,
Emergency, LED batten

An LED replacement for conventional battens with Intellisensor for automatic standby dimming, emergency battery and Tritone switchable colour temperature.

Accessories

SUSPENSION KIT; WIREGUARD

KEY INFORMATION

Lumen Output	4120 / 4570 / 4300lm
Input Power	40W
Hole Cutout Size	N/A
Install	SURFACE MOUNT
Dimming Options	Non-Dimmable
Trim Colour	WHITE
Warranty	5yr
IP Rating	IP20
IK Rating	N/A
IC Rating	N/A
Rebate Scheme Approvals	N/A

PHOTOMETRIC

Efficacy	103 / 114 / 107lm/W
LED	SMD
CCT	4000 / 4700 / 5700K
CRI	>80
Beam Angle	120°

ELECTRICAL

Driver	Integral
Supply Input	220-240V, 50/60Hz
Driver Output Voltage	20-57VDC
Power Factor	>0.9
LED Input Current (nominal)	700mA
Useful life @Ta25° (L70)	50,000hr

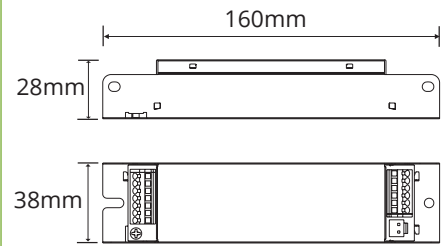
CONSTRUCTION

Housing	Aluminium
Optic	Polycarbonate Diffuser
Adjustable Angle	N/A
Fixings/Hardware	N/A
Connection Type	Terminal Block PA14
Total Weight	2kg
Dimensions	1221x84x70mm
Operating Ambient Temp.	0 to 50°C
Electrical Classification	Class 1
Food Grade Approval	HACCP

Emergency Battery Kit

Self charging battery for VISTA40W12-TRI-SS-EM during blackouts

Emergency Light Kit ensures that lights remain on at a light level sufficient to allow people to see their way for three hours if there is a power failure



QUICK FACTS

- Self charging Lithium Iron Phosphate (LiFePO4) battery
- Keeps lights on at emergency level for three hours
- Test switch and indicator light

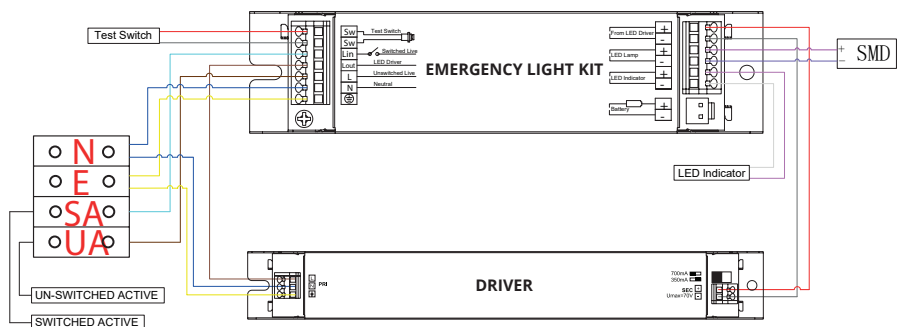
SPECIFICATIONS

Max Battery Temperature	60°
Battery Warranty	4 Years
Emergency Classification	C0-180° D50 C90-270° D32

MAXIMUM SPACINGS FOR CLASS D LUMINAIRES

Maximum Spacings Mounting Height (Metres)

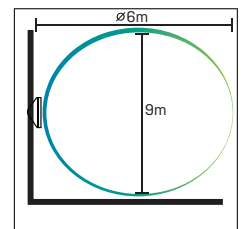

Luminaire Classification	2.1	2.4	2.7	3.0	3.3	3.6	4.0	4.5	5.0	6.0	7.0	8.0	9.0	10	15	20
D25	14.2	14.7	15.3	15.7	16.1	16.5	16.9	17.3	17.7	18.1	18.3	18.2	17.9	17.3	7.7	
D32	15.4	16.1	16.7	17.2	17.6	18.0	18.5	19.1	19.5	20.2	20.6	20.7	20.6	20.3	14.6	
D40	16.7	17.4	18.0	18.6	19.1	19.6	20.1	20.8	21.3	22.1	22.7	23.0	23.1	23.1	19.4	
D50	18.0	18.7	19.4	20.1	20.7	21.2	21.8	22.5	23.2	24.2	24.9	25.4	25.7	25.9	23.7	15.2
D63	19.4	20.3	21.1	21.8	22.4	23.0	23.7	24.5	25.2	26.4	27.4	28.1	28.6	28.9	28.0	22.5



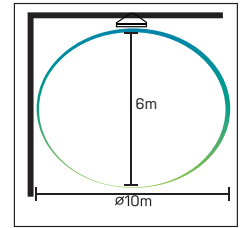
Intellisensor

Combine daylight & high frequency motion detection in one unit to achieve on/off control

Detection range, hold time, standby time and daylight threshold can be preset.



Wall Mount



Ceiling Mount

ELECTRICAL

Load Wattage	Max. 500w
Standby Power	<0.5w
Microwave Frequency	5.8Ghz1
Detection Area	<0.2mW
Detection Sensitivity	15mx16m (DxH)
Hold Time	50% / 100%
Standby Time	0s to 30min +
Standby Dimming Level	10% to 50%
Daylight Threshold	50lux / Disable
Dimensions	125x51x44mm
IP Rating	65

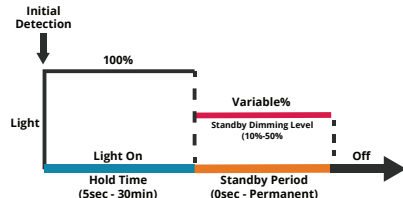
DIP SWITCH SETTINGS



Easy to Set DIM Switches



Intellisensor Function Summary



Detection Range	Light On Hold Time	Daylight Sensor	Standby Period	Standby Dimming Level
1	2 3	4	5 6	7 8
<input type="checkbox"/> 100% <input type="checkbox"/> 50%	<input type="checkbox"/> 5sec <input type="checkbox"/> 1min <input type="checkbox"/> 10min <input type="checkbox"/> 30min	<input type="checkbox"/> Disable <input type="checkbox"/> Enable	<input type="checkbox"/> no standby <input type="checkbox"/> 5min <input type="checkbox"/> 30min <input type="checkbox"/> permanent standby	<input type="checkbox"/> 10% <input type="checkbox"/> 20% <input type="checkbox"/> 30% <input type="checkbox"/> 50%

If Daylight Sensor is on then all settings will be overridden to save energy during daylight