


Catalogue No: **CPR-48M250-O**

C/PREM PBOARD DIN-T 48W 250A MSW 4M-864mm ORG

Power Distribution and Protection > Distribution Boards > Panelboards > CONCEPT PREMIER Panelboard > Concept Premier CPR Panelboard > Orange - Mild Steel



Representative Photo Only
(actual product may vary based on configuration selections)

CONCEPT PREMIER Panelboard, IP66, DIN-T 48-Way 250 A NC Chassis, 250 A Isolator Main Switch, 4M-864 mm, Orange (X15)

- Standard AS/NZS 61439-3
- Partial type tested busbar system
- Compact 160 A or 250 A main switch option
- 400A Isolator main switch option
- Isolator or circuit breaker main switch option
- IP66
- Modular sizes up to 96-Way
- 1.6 mm fully welded construction
- Stainless Steel option
- Accessory modules
- Removable gland plates
- Door fitted independent of escutcheon
- Removeable hinged escutcheon
- Right hand door hinging as standard
- Semi flush swing handle, lockable door
- 3 point locking
- Chassis tee-off isolator option

SPECIFICATIONS

Product Series	Concept Premier
Component Type Power Distribution & Protection	Panelboard
Chassis Type	Encapsulated
IP Rating	IP66
IP rating, with door	IP66
IP rating, without door	IP30
Number of Poles	48
Box Size	4
Number of Modules	4 qty
Height	864 mm
Depth, Including Door	240 mm, incl door
Depth, Door	20 mm depth
MCB Type	DIN Profile
Main Switch Type	Isolator Main Switch
In, Rated Current, Main Switch	250 A
Product series, chassis	NC
In, rated current, busbar	250 A
Icw, Busbar Withstand Current, 100ms (rms)	25 kA for 100ms
Icw, Busbar Withstand Current, 300ms (rms)	25 kA for 300ms
Segregation Form Rating	1
Material	Powder Coated Mild Steel
Material Thickness	1.6 mm
Material, Base	Mild Steel
Material Thickness, Base	1.6 mm
Finish, Base	Powder Coated (Polyester) base
Colour, Base	Orange (X15) base
Material, door	Mild Steel

Catalogue No: **CPR-48M250-O**

C/PREM PBOARD DIN-T 48W 250A MSW 4M-864mm ORG

Power Distribution and Protection > Distribution Boards > Panelboards > CONCEPT PREMIER Panelboard > Concept Premier CPR Panelboard > Orange - Mild Steel



Material thickness, door	1.6 mm
Finish, Door	Powder Coated (Polyester) door
Colour, Door	Orange (X15) door
Door Handle Type	Semi flush keyed CL001 quarter turn
Door hinged independent escutcheon	Yes, from RH side standard
Escutcheon	Bright white gloss dished hinged RH side
Material, Escutcheon	Mild Steel
Material Thickness, Escutcheon	1.2 mm
Finish, Escutcheon	Powder Coated (Polyester) escutcheon
Colour, Escutcheon	White escutcheon
Gland Plate/End Cap	Removable 2.0 mm mild steel, top/bottom
Spare DIN rail space (free poles)	18
Earth and Neutral bar Rating	250 A Dual Bars, 2 screw tunnel terminals (M8 studs top and bottom, spare 1 x 25 mm + 16 mm, 2 x 25 mm tunnel terminals and remainder 2 screw 16 mm tunnel terminals)
Ue, rated operational voltage, AC, 1ph, nom	240 V AC
Ue, rated operational voltage, AC, 3ph, nom	415 V AC
Width	600 mm
Standards Compliance	AS/NZS 61439.3

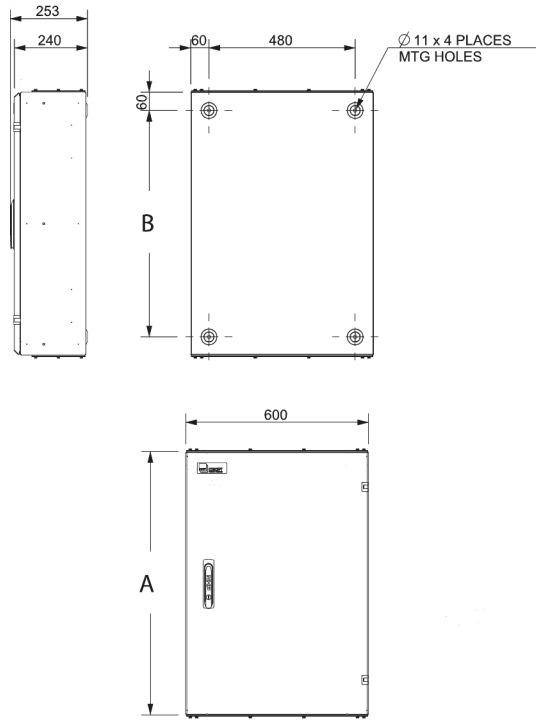
REFERENCES

IECEX Certificate	-
Supplier Declaration of Conformity:	-
Installation Guide:	-
User Manual:	-
Manufacturer Datasheet:	-
Manufacturer Catalogue & Product Selection:	-

Catalogue No: CPR-48M250-O

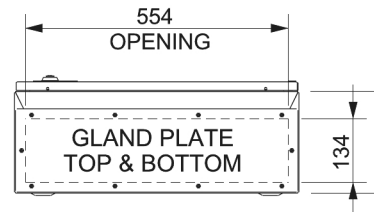
C/PREM PBOARD DIN-T 48W 250A MSW 4M-864mm ORG

Power Distribution and Protection > Distribution Boards > Panelboards > CONCEPT PREMIER Panelboard > Concept Premier CPR Panelboard > Orange - Mild Steel



Module Size	A	B
2	432 mm	312 mm
3	648 mm	528 mm
4	864 mm	744 mm
5	1080 mm	960 mm
6	1296 mm	1176 mm
7	1512 mm	1392 mm
8	1728 mm	1608 mm
9	1944 mm	1824 mm

Plan view



Dimension Diagram