



Main

Product or component type	Braking resistor
---------------------------	------------------

Complementary

Range compatibility	Altivar Process ATV900 Altivar Machine ATV340
Product compatibility	Variable speed drive ATV930 wall mount 55 kW 380...480 V severe cycle Variable speed drive ATV930 wall mount 15 kW 200...240 V severe cycle Variable speed drive ATV950 wall mount 55 kW 380...480 V severe cycle Variable speed drive ATV340 45 kW 380...480 V severe cycle Variable speed drive ATV930 75 kW 500...690 V severe cycle Variable speed drive ATV930 90 kW 500...690 V severe cycle Variable speed drive ATV930 100 hp 600 V severe cycle
Duty cycle	Severe cycle (heavy duty) : 54 s braking with 100 % braking torque for a 120 s cycle Severe cycle (heavy duty) : 6 s braking with 165 % braking torque for a 120 s cycle
Average power available	25 kW at 50 °C
Ohmic value	8 Ohm
Electrical connection	Terminal, clamping capacity: <= 2.5 mm ² , AWG 12 for temperature control switch M12 bar wire for drive
Protection type	Thermal protection via drive or temperature control switch at 120 °C
[Ue] rated operational voltage	24 V DC 250 V AC
Width	540 mm
Height	1035 mm
Depth	1060 mm
Product weight	86 kg

Environment

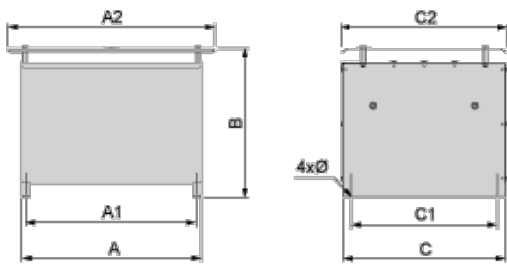
ambient air temperature for operation	0...50 °C
ambient air temperature for storage	-25...70 °C
IP degree of protection	IP23

Offer Sustainability

Sustainable offer status	Not Green Premium product
RoHS (date code: YYWW)	Compliant - since 1533 - Schneider Electric declaration of conformity

Dimensions

Right Side and Front View



Dimensions in mm

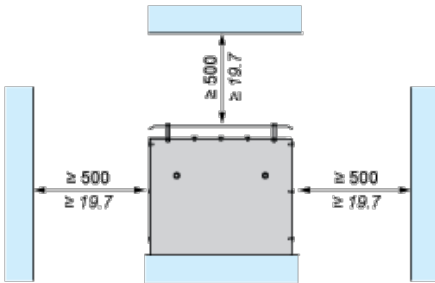
A	B	C	A1	C1	A2	C2	Ø
940	1035	485	920	380	1060	540	9 x 12

Dimensions in in.

A	B	C	A1	C1	A2	C2	Ø
37.00	40.75	19.09	36.22	14.96	41.73	21.26	0.35 x 0.47

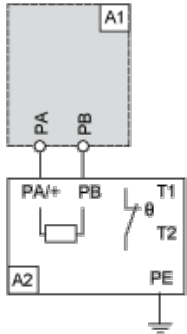
Clearances

mm
in.



Recommended Schema

1 Braking Resistor



A1 : Drive or external braking unit

A2 : Braking resistor

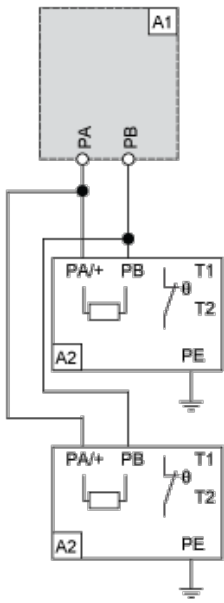
PA, Bus DC

PB :

T1, Temperature control switch

T2 :

2 Braking Resistors



A1 : Drive or external braking unit

A2 : Braking resistor

PA, Bus DC

PB :

T1, Temperature control switch

T2 :