



Main

Range of product	Harmony 9001K
Product or component type	Emergency stop push-button
Product compatibility	Contact block 9001KA..
Device short name	9001K
Type of operator	Trigger action (turn to release)
Operator profile	Red mushroom Ø 40 mm unmarked

Complementary

Bezel material	Chromium plated metal
Mounting diameter	30 mm
CAD overall width	40 mm
CAD overall height	40 mm
CAD overall depth	116 mm
Product weight	0.141 kg
Operating position	Any position
Shape of signaling unit head	Round
Head material	Plastic
Operator position information	2 positions
Contacts type and composition	Without contact block
Mechanical durability	5000000 cycles
Device presentation	Basic element

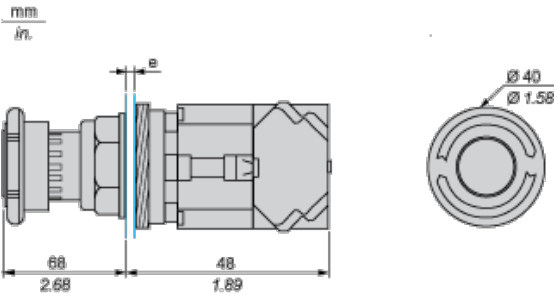
Environment

protective treatment	TC
ambient air temperature for storage	-40...70 °C
ambient air temperature for operation	-25...70 °C
overvoltage category	Class II conforming to IEC 61140
IP degree of protection	IP66 conforming to IEC 60529
NEMA degree of protection	NEMA 1 NEMA 12 NEMA 13 NEMA 2 NEMA 3 NEMA 3R NEMA 4 NEMA 6
standards	EN/IEC 60947-5-1 EN/IEC 60947-1 EN/IEC 60947-5-4 JIS C 4520 JIS C 852 UL 508 EN/IEC 60204-1 for emergency stop devices if used with emergency stop legend plate type 9001KN EN/ISO 13850 for emergency stop devices if used with emergency stop legend plate type 9001KN CSA C22.2 No 14
product certifications	NEMA UL 508
vibration resistance	7 gn (f = 2...500 Hz) conforming to IEC 60068-2-6
shock resistance	50 gn conforming to IEC 60068-2-27

Offer Sustainability

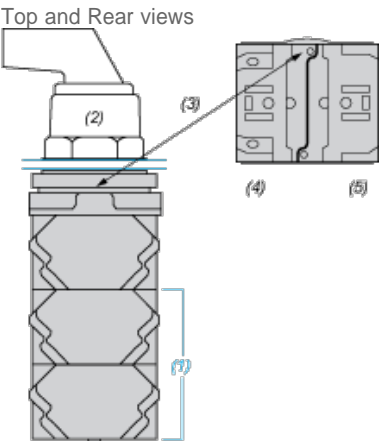
Sustainable offer status	785901623113
RoHS (date code: YYWW)	Compliant - since 0921 - Schneider Electric declaration of conformity
Product environmental profile	785901623113
Product end of life instructions	785901623113

Dimensions



e panel thickness: 1 to 6 mm / 0.04 to 0.24 in.

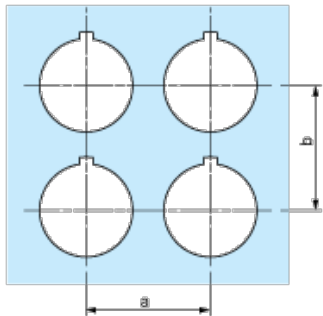
Contact Block Mounting Position



- (1) It is possible to mount up to 3 levels of contacts blocks (maximum of 6 contacts blocks)
- (2) Operator
- (3) Locating notch
- (4) Side 1
- (5) Side 2

Panel Cut-Out

Clearance



Legend plate	a min.	b min.
--------------	--------	--------

	mm	in.	mm	in.
9001KN2**	57.2	2.25	44.5	1.75
9001KN3**	57.2	2.25	50.8	2.00

Individual Cut-outs Details

2 alternatives

