

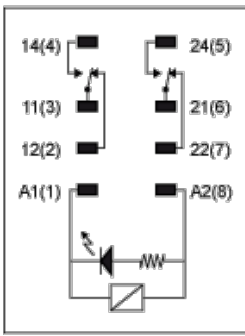


Main

Range of product	Zelio Relay
Series name	Interface relay
Product or component type	Plug-in relay
Device short name	RXG
Contacts type and composition	2 C/O

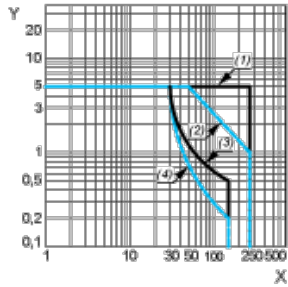
Complementary

Status LED	With
Contacts material	Silver alloy (AgSnO ₂ In ₂ O ₃)
Contact resistance	100 mOhm
[I _{th}] conventional enclosed thermal current	5 A (temperature : -40...55 °C)
[I _e] rated operational current	5 A at 30 V DC conforming to UL 5 A at 30 V DC conforming to IEC 5 A at 250 V AC conforming to IEC 5 A at 250 V AC conforming to UL
Maximum switching voltage	250 V AC 30 V DC
Load current	5 A at 250 V AC
Maximum switching capacity	1250 VA
Minimum switching capacity	50 mW at 10 mA, 5 V DC
Operating rate	<= 18000 cycles/hour no-load <= 1800 cycles/hour under load
Utilisation coefficient	20 %
Mechanical durability	10000000 cycles
Electrical durability	100000 cycles for NO resistive load at 55 °C 100000 cycles for NC resistive load at 55 °C
[U _i] rated insulation voltage	250 V conforming to IEC 300 V conforming to UL 300 V conforming to CSA
[U _{imp}] rated impulse withstand voltage	6 kV for 1.2/50 µs
Dielectric strength	5000 V AC (reinforced insulation between coil and contact) 3000 V AC (basic insulation between poles) 1000 V AC (micro disconnection between contacts)
Resistance	6300 Ohm +/- 10 %
Insulation resistance	1000 MOhm at 500 V DC
Mounting position	Any position
Average consumption	0.82 VA at 60 Hz
Drop-out voltage threshold	>= 0.3 U _c AC
Control circuit voltage limits	0.8...1.1 U _c , AC
Electrical insulation class	Class F
Operating time	20 ms
Reset time	20 ms
[U _c] control circuit voltage	120 V AC
Safety reliability data	B10d = 100000
Colour of cover	Standard



Performance Curves

Maximum Switching Capacity



X : Switching voltage (V)

Y : Switching current (A)

(1) AC Resistive Load

(2) AC Inductive Load $\cos(\phi)=0.4$

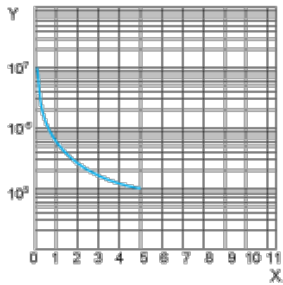
(3) DC Resistive Load

(4) DC Inductive Load $T0.95=6P$

Performance Curves

Life Expectancy

Resistive Load



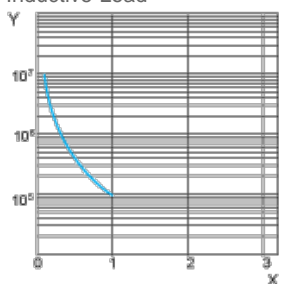
X : Contact Current (A)

Y : Operating Cycle Number

Performance Curves

Life Expectancy

Inductive Load



X : Contact Current (A)
Y : Operating Cycle Number