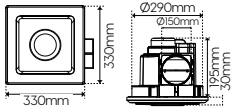


EMELINE II

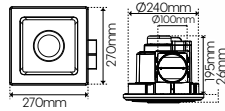


BE320ESP / BE330ESP / BE340ESP / BE350ESP

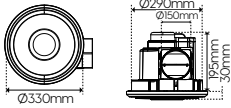
BE330ESP



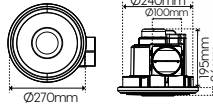
BE320ESP



BE350ESP



BE340ESP



UP TO
35W
EXHAUST
FAN

UP TO
320 m³/hr
AIR
EXTRACTION

12 MONTH
WARRANTY

PRODUCT DETAILS

- Ideal for bathrooms, toilets or kitchens
- 10W LED included (4000K - 860lm)
- Silent and powerful motor
- Side duct and draft stopper included for energy efficient operation
- Easy to install - DIY to existing power outlet*
- Flex & plug included
- Cut out template included

COLOURS

- White



White Round



White Square

RECOMMENDED ACCESSORIES

- Duct Kit: DA10015D (BE320ESP/BE340ESP)
- Duct Kit: DA15030D (BE330ESP/BE350ESP)
- Duct Kit: DA10030D (BE320ESP/BE340ESP)
- Duct Kit: DA15030D (BE330ESP/BE350ESP)
- Lamp: MD499W/4

Model	Exhaust Fan	Light	Air Extraction	Fascia Size	Cut Out Size
BE320ESPPWH (square)	30W	10W LED	270m ³ /hr	270 x 270mm	Ø240mm
BE330ESPPWH (square)	35W	10W LED	320m ³ /hr	330 x 330mm	Ø290mm
BE340ESPPWH (round)	30W	10W LED	270m ³ /hr	Ø270mm	Ø240mm
BE350ESPPWH (round)	35W	10W LED	320m ³ /hr	Ø330mm	Ø290mm

* All power outlets must be installed by a qualified electrician