

AVANTI[®]

Residential Air Conditioners



ELEGANT & TIMELESS
For the lifestyle you deserve

Tara Dennis

Favoured by Interior Designer and Television Presenter Tara Dennis.



AIR CONDITIONING

Elegant & Timeless Design

Engineered by award winning, Italian designers TENSA, the Avanti® series of air conditioners features a modern design, allowing it to integrate seamlessly into any home interior. The Avanti® series delivers a stunning European design while maintaining the high quality Japanese engineering and technical standard that Mitsubishi Heavy Industries is known for.



Features you'll want to come home to...



Next Generation Refrigerant

R32 is the next generation refrigerant that boasts nearly 70% lower Global Warming Potential Rate than R410A*. R32 offers amazing energy efficiency benefits and has a potential refrigerating effect 1.5 times that of R410A meaning it needs less energy to achieve the desired temperature and requires less refrigerant volume to operate.**

*Note: Sourced from AREMA (www.arena.com.au)

**Note: Sourced from HVAC&R Nation, an AIRAH publication, Issue Nov13 (www.airah.org.au)

Wide Operation Range

Via our advanced technology and high quality components, the Avanti® series can operate in both heating and cooling modes in ambient outdoor temperatures as low as -15°C and as high as +46°C.

So no matter where you're living, you rest assured your unit will be able to withstand your local climate.

Outside Temperature



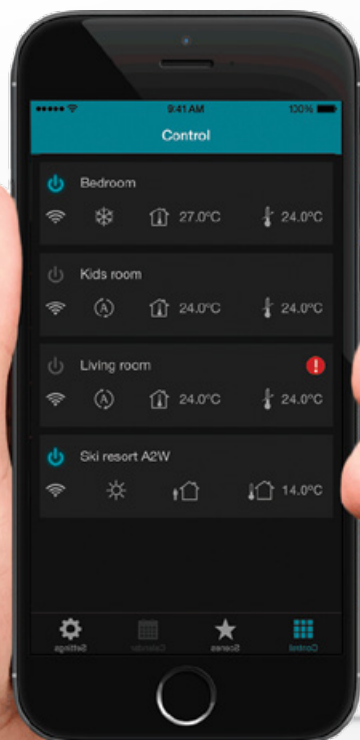


AVANTI®

Wi-Fi Control

Whether you're at the office, on the road or on the couch, controlling your MHIAA unit air conditioner remotely has never been easier than with the IntesisHome app.

In conjunction with the **NEW** MH-AC-WIFI-1 Wi-Fi Adaptor (which can be easily installed within your unit), the easy to use app, available for both Android & iOS, provides complete control over your MHIAA split system via smartphone, tablet or even your browser.



*Note: available for iPhone, iPad, Smartphone & devices with Android OS installed

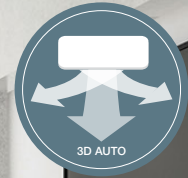
Note: this feature is optional and used in conjunction with MH-AC-WIFI-1 Wi-Fi Adaptor

SUPERIOR TECHNOLOGY THAT
OUTLASTS AND OUTPERFORMS



3D Auto - Vertical + Horizontal Multi Motors for Complete Control

One touch program that operates three independent motors which effectively distributes an even airflow while remaining whisper quiet and economical to operate.

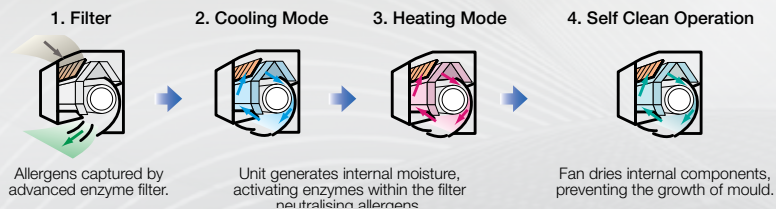


Clean Air Technology

Delivering Odour and Allergen Free Air

The Allergen Clear System removes airborne allergens such as pollen, hair and dust by capturing them in a specially formulated enzyme filter and eliminating them via the multi-stage Allergen Clear Operation.


A photo-catalytic filter removes odours by capturing remaining particles and neutralising any odour causing bacteria while the Self Cleaning Mode dries the internal components, preventing the growth of mould.



Jet Air Technology

Advanced Aerodynamics In Your Home

Utilising CFD (computational fluid dynamics), used by jet engine manufacturers, our engineers have designed the Avanti® fan blades to deliver the most powerful and efficient air delivery system possible, ensuring even air distribution while using the least amount of power as possible.



Functions

Comfort & Convenience



Dry Operation

Reduces humidity by removing moisture from the air without affecting the indoor temperature.



High Power Operation

Provides 15mins of boosted power allowing you to quickly heat or cool your home before returning to normal operation. Perfect for when you first turn on the unit.



Silent Operation

Set periods of time where the unit will operate with reduced noise levels, perfect for night time and an uninterrupted sleep.



Weekly Timer

Set up to 4 timer operations a day (max 28 per week). Once set, the unit will turn on and off at the specified times of the day repeatedly.



On/Off Timer

Set your unit to turn on and off once, at specific times, within a 24 hour period. Unit will then turn on and off at the specified times every day.



Sleep Timer

Set a pre-determined amount of time between 30 and 240 mins that your unit will operate for before switching off.



Comfort Start-up

When using the ON-TIMER function, the unit will switch on slightly earlier than the SET time, to ensure the optimum temperature is reached at the ON TIME.



Preset Operation

The desired preset operation mode can be enabled with a single touch of a button.



Child Lock

Lock the remote control to prevent little ones from changing functions and other settings. Useful for families with children.



LED Brightness Adjustment

Adjust the brightness of the LED display on the indoor unit to minimise disturbance during evenings. Perfect for units installed in bedrooms.



Positioning of Installation

Manually set the horizontal airflow direction to ensure even air distribution in situations where the indoor unit is installed in close proximity to a wall.

Clean Operation & Filter



Allergen Clear Operation

Multi-stage operation that activates enzymes in the specially designed filter, neutralising and suppressing airborne allergens such as pollen, dust and hair captured on the allergen filter.



Self Clean Operation

Dries the indoor unit components by running the fan on ultra-low mode, preventing the growth of mould. Designed to be run regularly after use.



Removable Cover Panel

Removable front cover allowing access for easy cleaning and maintenance.



Allergen Filter

Captures airborne allergens such as hair, pollen and dust particles before neutralising them and any bacteria using specially formulated enzymes.



Washable Photocatalytic Deodorizing Filter

Easy to clean filter that catches airborne particles before neutralising the odour causing molecules within them.

Energy Saving



Fuzzy Auto Mode

Using fuzzy logic algorithms, the unit determines the operating mode, temperature settings and automatically adjusts the inverter frequency accordingly.



Eco Mode

Unit operates at slightly reduced capacity to reduce power consumption while maintaining a comfortable room temperature.

Air Flow



JET Air Technology

Advanced fan blade technology, used in the development of jet engines, efficiently delivers powerful yet quiet and evenly distributed airflow.



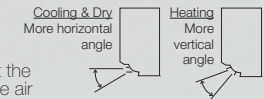
3D Auto Mode

Activates three independent motors which effectively and efficiently distributes an even airflow.



Auto Louvre Mode

Whether the unit is in heating or cooling mode this will automatically set the louvre at the optimum angle for comfortable air distribution.



Memory Louvre

Set the louvre at the desired angle. Unit will automatically return the louvres to this position on every subsequent start up.



Up/Down Louvre Swing

The horizontal louvres will automatically swing up and down for even air distribution.



Right/Left Louvre Swing

The vertical louvres will automatically swing left and right for even air distribution.

Others



Microcomputer-Operated Defrosting

Automatically activated during low ambient temperatures to prevent the frosting of the outdoor heat exchanger.



Self-Diagnostic Function

In the unlikely event of a fault the internal microcomputer automatically runs a diagnostic of the system. This enables a service agent to quickly isolate and repair any issues.



Auto Restart Function

If there is a temporary loss of power, the unit will automatically restart in the same operating mode it was in when power is restored.



Back Up Switch

If the remote control fails, the unit can be operated via an on/off switch on the indoor unit.



SRC20-35ZSA-W



SRC50ZSA-W

Refrigerant Pipe Length			
SRKZSA model		SRK20-35ZSA-W	SRK50ZSA-W
Maximum pipe length	m	20	25
Maximum height difference	m	10	15



Reverse Cycle		Capacity	2.0kW	2.5kW	3.5kW	5.0kW
Indoor			SRK20ZSA-W	SRK25ZSA-W	SRK35ZSA-W	SRK50ZSA-W
Outdoor			SRC20ZSA-W	SRC25ZSA-W	SRC35ZSA-W	SRC50ZSA-W
Power supply			1 Phase 220~240V 50Hz			
Capacity	Cooling T1	kW	2.0 (0.9~3.0)	2.5 (0.9~3.5)	3.5 (0.9~4.4)	5.0 (1.2~5.5)
	Heating H1		2.7 (1.0 ~4.2)	3.2 (0.9~5.2)	3.7 (0.9~5.4)	5.8 (1.2~6.6)
Input	Cooling T1	kW	0.41 (0.18~0.81)	0.51 (0.18~0.88)	0.82 (0.18~1.27)	1.39 (0.27~1.86)
	Heating H1		0.56 (0.20~1.12)	0.65 (0.21~1.43)	0.81 (0.21~1.44)	1.49 (0.26~1.97)
Max Running Current		A	9	9	9	14.5
Energy label	Cooling T1	Stars	★★★★★ (5)	★★★★★ (5)	★★★★ (4)	★★★ (2.5)
	Heating H1		★★★★★ (5)	★★★★★ (5)	★★★★ (4.5)	★★★ (3)
EER		Cooling T1	4.88	4.90	4.27	3.60
COP		Heating H1	4.82	4.92	4.57	3.89
Sound power level (JIS C9612)	Cooling (Outdoor)	dB(A)	56	58	62	61
	Heating (Outdoor)		57	61	62	63
Sound pressure level (JIS C9612)	Cooling (Indoor)	dB(A)	35-27-22-19	40-31-22-19	43-34-27-19	43-36-28-22
	Heating (Indoor)		39-30-24-19	46-38-24-19	47-39-25-19	47-39-32-24
Silent mode sound pressure level	Cooling (Outdoor)	dB(A)	41	42	45	43
	Heating (Outdoor)		42	43	44	45
Airflow	Cooling (Indoor)	l/s	165-127-93-83	182-140-88-78	205-152-117-78	213-175-113-93
	Heating (Indoor)		190-142-108-93	237-182-110-88	250-193-117-88	253-198-152-113
External dimensions (HXWxD)	Indoor	mm	290x870x230			
	Outdoor		540x780(+62)x290			
Net weight	Indoor	kg	9.5	10		
	Outdoor		33	36		43.5
Refrigerant piping	Liquid line	mm	Ø6.35			
	Gas line		Ø9.52			
	Connection method		Flare connection			
Refrigerant R32	Quantity	kg	0.58	0.75		1.05
	Pre charged to pipe length		m	15		
Air Filter		1x Allergen Clear & 1x Photocatalytic Washable Deodorizing Filter				

COOL ONLY



SRC10-13YSA-W



SRC18YSA-W

Refrigerant Pipe Length			
SRKYSA model		SRK10-13YSA-W	SRK18YSA-W
Maximum pipe length	m	20	25
Maximum height difference	m	10	15



Cool Only			Capacity	2.5kW	3.5kW	5.0kW
Indoor				SRK10YSA-W	SRK13YSA-W	SRK18YSA-W
Outdoor				SRC10YSA-W	SRC13YSA-W	SRC18YSA-W
Power supply				1 Phase 220~240V 50Hz		
Capacity	Cooling T1	kW	2.5 (0.9~3.5)	3.5 (0.9~4.4)	5.0 (1.2~5.5)	
	Heating H1		0.51 (0.18~0.88)	0.82 (0.18~1.27)	1.39 (0.27~1.86)	
Input	Cooling T1	kW				
Energy label	Cooling T1	Stars	★★★★★ (5)	★★★★ (4)	★★★ (2.5)	
EER	Cooling T1		4.9	4.27	3.60	
Sound power level (JIS C9612)	Cooling (Outdoor)	dB(A)	52	56	61	
Sound pressure level (JIS C9612)	Cooling (Indoor)	dB(A)	39-31-22-19	43-34-27-19	43-36-28-22	
Silent mode sound pressure level	Cooling (Outdoor)	dB(A)	42	45	43	
Airflow	Cooling (Indoor)	l/s	182-140-88-78	205-152-117-78	213-175-113-93	
External dimensions (HXWXD)	Indoor	mm	290X870X230			
	Outdoor		540X780(+62)X290		640X800(+71)X290	
Net weight	Indoor	kg	10	10	13	
	Outdoor		33.5	33.5	43	
Refrigerant piping	Liquid line	mm	Ø6.35	Ø6.35	Ø6.35	
	Gas line		Ø9.52	Ø9.52	Ø12.7	
	Connection method		Flare connection			
Refrigerant R32	Quantity	kg	0.75		1.05	
	Pre charged to pipe length	m	15			
Air Filter			1x Allergen Clear & 1x Photocatalytic Washable Deodorizing Filter			



AVANTI®

mhiaa.com.au

ABN 92 133 980 275

Australia:

Phone: **1300 138 007**

NSW & Head Office

9C Commercial Road, Kingsgrove NSW 2208

Victoria

2/15 Howleys Road, Notting Hill VIC 3168

Brisbane

5/26 Flinders Parade, North Lakes QLD 4509

Townsville

12/31 Fleming Street, Aitkenvale QLD 4814

Western Australia

1/15-17 Capital Road, Malaga WA 6090

mhiaa.co.nz

G.S.T. 105-673-620

New Zealand:

Phone: **0800 138 007**

Auckland

698A Great South Road, Penrose, 1061

SUPERIOR TECHNOLOGY THAT
OUTLASTS AND OUTPERFORMS

 **MITSUBISHI HEAVY INDUSTRIES
AIR-CONDITIONERS AUSTRALIA**