



Main

Product or component type	Braking resistor
---------------------------	------------------

Complementary

Range compatibility	Altivar Process ATV900 Altivar Machine ATV320 Altivar Machine ATV340
Product compatibility	Variable speed drive ATV930 wall mount 18.5 kW 380...480 V light cycle Variable speed drive ATV930 wall mount 22 kW 380...480 V light cycle Variable speed drive ATV930 wall mount 30 kW 380...480 V light cycle Variable speed drive ATV930 wall mount 5.5 kW 200...240 V light cycle Variable speed drive ATV930 wall mount 7.5 kW 200...240 V light cycle Variable speed drive ATV950 wall mount 18.5 kW 380...480 V light cycle Variable speed drive ATV950 wall mount 22 kW 380...480 V light cycle Variable speed drive ATV950 wall mount 30 kW 380...480 V light cycle Variable speed drive ATV930 wall mount 5.5 kW 200...240 V medium cycle Variable speed drive ATV930 wall mount 7.5 kW 200...240 V medium cycle Variable speed drive ATV340 15 kW 380...480 V light cycle Variable speed drive ATV340 18 kW 380...480 V light cycle Variable speed drive ATV340 22 kW 380...480 V light cycle Variable speed drive ATV320 4 kW 200...240 V Variable speed drive ATV320 5.5 kW 200...240 V Variable speed drive ATV320 15 kW 380...480 V Variable speed drive ATV930 22 kW 500...690 V light cycle Variable speed drive ATV930 30 kW 500...690 V light cycle Variable speed drive ATV930 37 kW 500...690 V light cycle Variable speed drive ATV930 30 hp 600 V light cycle Variable speed drive ATV930 40 hp 600 V light cycle Variable speed drive ATV930 50 hp 600 V light cycle
Duty cycle	Light cycle (heavy duty) : 0.8 s braking with 150 % braking torque for a 40 s cycle Light cycle (normal duty) : 0.8 s braking with 120 % braking torque for a 40 s cycle Medium cycle (normal duty) : 4 s braking with 135 % braking torque for a 40 s cycle Medium cycle (heavy duty) : 4 s braking with 165 % braking torque for a 40 s cycle
Average power available	1.1 kW at 50 °C
Ohmic value	16 Ohm
Electrical connection	Terminal, clamping capacity: <= 10 mm ² , AWG 8 for drive Terminal, clamping capacity: <= 2.5 mm ² , AWG 12 for temperature control switch
Protection type	Thermal protection via drive or temperature control switch at 120 °C
[Ue] rated operational voltage	24 V DC 250 V AC
Width	190 mm
Height	570 mm
Depth	180 mm
Product weight	4 kg

Environment

ambient air temperature for operation	0...50 °C
ambient air temperature for storage	-25...70 °C
IP degree of protection	IP20

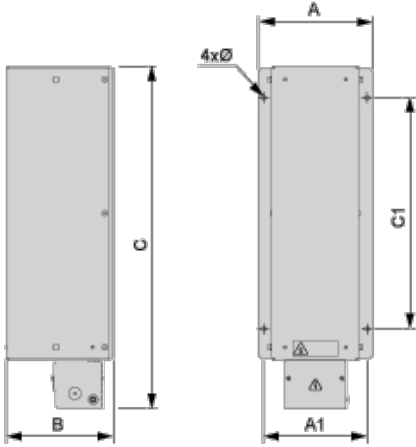
The information provided in this documentation contains general descriptions and/or technical characteristics of the products contained herein. This documentation is not intended as a substitute for and is not to be used for determining suitability or reliability of these products for specific user applications. It is the duty of any such user or integrator to perform the appropriate and complete risk analysis, evaluation and testing of the products with respect to the relevant specific application or use thereof. Neither Schneider Electric Industries SAS nor any of its affiliates or subsidiaries shall be responsible or liable for misuse of the information contained herein.

Offer Sustainability

Sustainable offer status	Not Green Premium product
RoHS (date code: YYWW)	Compliant - since 1533 - Schneider Electric declaration of conformity

Dimensions

Right Side and Front View



Dimensions in mm

A	B	C	A1	C1	Ø
190	180	570	170	380	6.6 x 9

Dimensions in in.

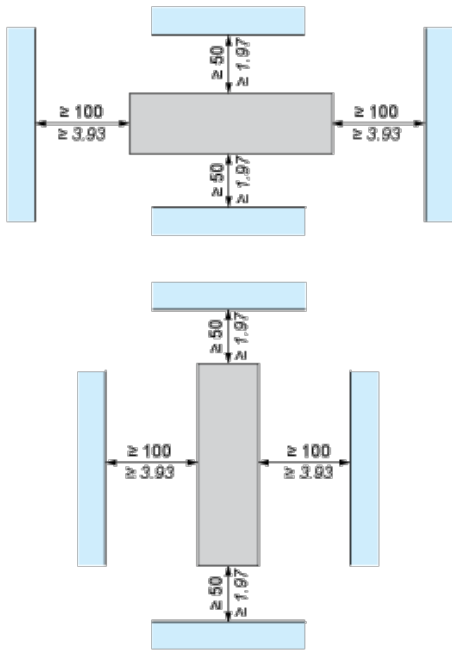
A	B	C	A1	C1	Ø
7.48	7.09	22.44	6.69	14.96	0.26 x 0.35

Mounting and Clearance



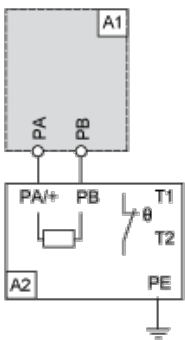
(1) Braking resistor

mm
in.



Recommended Schema

1 Braking Resistor



A1 : Drive or external braking unit

A2 : Braking resistor

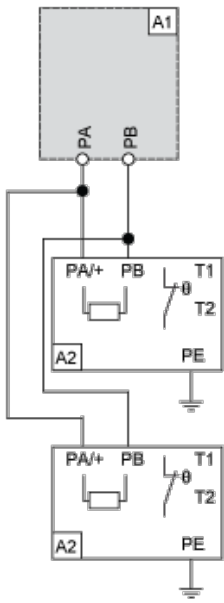
PA, Bus DC

PB :

T1, Temperature control switch

T2 :

2 Braking Resistors



A1 : Drive or external braking unit

A2 : Braking resistor

PA, Bus DC

PB :

T1, Temperature control switch

T2 :