

⚠ ⚠ DANGER

HAZARD OF ELECTRIC SHOCK, EXPLOSION, OR ARC FLASH

- Only appropriately trained persons who are familiar with and fully understand the contents of the present manual and all other pertinent product documentation and who have received all necessary training to recognize and avoid hazards involved are authorized to work on and with this equipment.
- Installation, adjustment, repair, and maintenance must be performed by qualified personnel.
- Verify compliance with all local and national electrical code requirements as well as all other applicable regulations with respect to grounding of all equipment.
- Before performing work and/or applying voltage on the equipment, follow the instructions given in the appropriate installation manual.

Failure to follow these instructions will result in death or serious injury.

Electrical equipment should be installed, operated, serviced, and maintained only by qualified personnel. No responsibility is assumed by Schneider Electric for any consequences arising out of the use of this product. © 2024 Schneider Electric. All Rights Reserved.



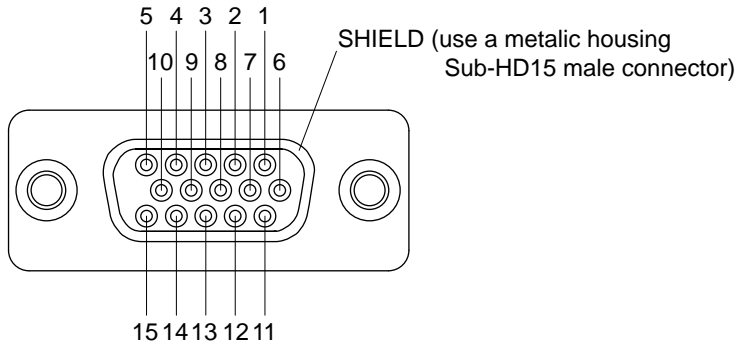
MANUFACTURER
Schneider Electric Industries SAS
35 rue Joseph Monier
Rueil Malmaison 92500 France

UK REPRESENTATIVE
Schneider Electric Limited
Stafford Park 5
Telford, TF3 3BL United Kingdom



Опция для продуктов Altivar и Altistart.
Пожалуйста, обратитесь к сообщению о преобразователе частоты EAC / программном сартере в приложении к началу работы, размещенном на веб-сайте производителя. Авторизованный поставщик в Республике Казахстан:
ТОО «Шнейдер Электрик»
Адрес: 050010, РК, г. Алматы, пр. Достык, 38, бизнес-центр «Кен Дала», 5 этаж, левое крыло.
Тел.: +7 (727) 339 23 57
Номер службы поддержки клиентов:
Тел.: +7 (727) 339 24 52

Altivar және Altistart өніміне арналған опция. Өндірушінің веб-сайтында орналастырылған «Жұмысқа кірісу» қосымшасындағы EAC жиілік инвертер / бірқалыпты іске қосу құрылғысы хабарламасына сілтеме жасауыңызды сұраймыз.
Қазақстан Республикасындағы уәкілетті жеткізуші:
ЖШС «Шнейдер Электрик»
Мекен-жайы: 050010, ҚР, Алматы қаласы, Достық даңғылы, 38, «Кең дала» бизнес орталығы, 5-қабат, сол қанат.
Тел.: +7 (727) 339 23 57
Клиенттерге қызмет көрсету нөмірі:
тел.: +7 (727) 339 24 52



PIN	SIGNAL	FUNCTION	ELECTRICAL CHARACTERISTICS
1	DATA_A+	Data channel A	RS422 / RS485, Rin 121 Ω, 12 Mbit/s max.
2	DATA_A-		
3	ENC+24V_OUT	Encoder Supply 24Vdc	+24Vdc / 100mA
4	DATA_I+	Data channel I	RS422 / RS485, Rin 121 Ω, 12 Mbit/s max.
5	DATA_I-		
6	CLK+	Clock Signal	
7	ENC+12V_OUT	Encoder Supply 12Vdc	+12Vdc / 100mA
8	ENC_0V	Reference potential for encoder supply	-
9	NC	-	-
10	DATA_B+	Data channel B	RS422 / RS485, Rin 121 Ω, 12 Mbit/s max.
11	DATA_B-		
12	TEMP_SENSE+	Temperature Sensor +	Supported sensor: PTC, PT100, PT1000, KTY84, Klixon
13	TEMP_SENSE-	Temperature Sensor -	
14	CLK-	Clock Signal	RS422 / RS485, Rin 121 Ω, 12 Mbit/s max.
15	ENC+5V_OUT	Encoder Supply 5Vdc	+5Vdc / 250mA
SHIELD		Overall cable shielding for signal lines	The shield is connected in the connector via the metallic housing

PIN	TWISTED WIRE PAIR	ABI	SSI	EnDat 2.2	Input/Output
1	1	R	R	R	I**
2					
3	5*	-	-	-	O
4					
5	3	Opt.	-	-	I
6					
7	4	-	R	R	O
8					
9	5*	R	R	R	-
10					
11	-	-	-	-	-
12					
13	2	R	-	-	I
14					
15	6	Opt.	Opt.	Opt.	I
16					
17	4	-	R	R	O
18					
19	5*	-	-	-	O
20					
SHIELD		R	R	R	-

*: Wired depending on selected supply voltage
 **: I/O for EnDat 2.2
 R: Required
 -: Not required
 Opt.: Optional

Suggested cable:
VW3M8221R1000

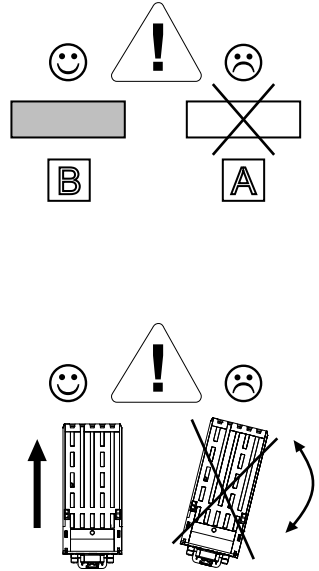
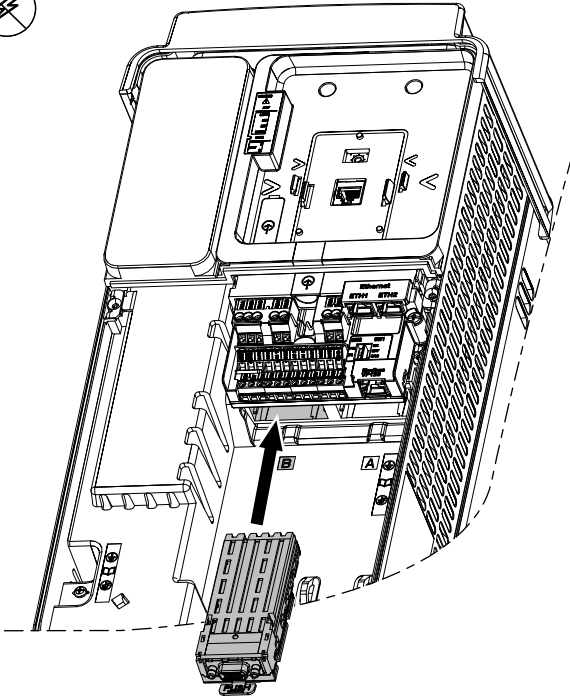
See **EN** - Menu
in the Programming Manual



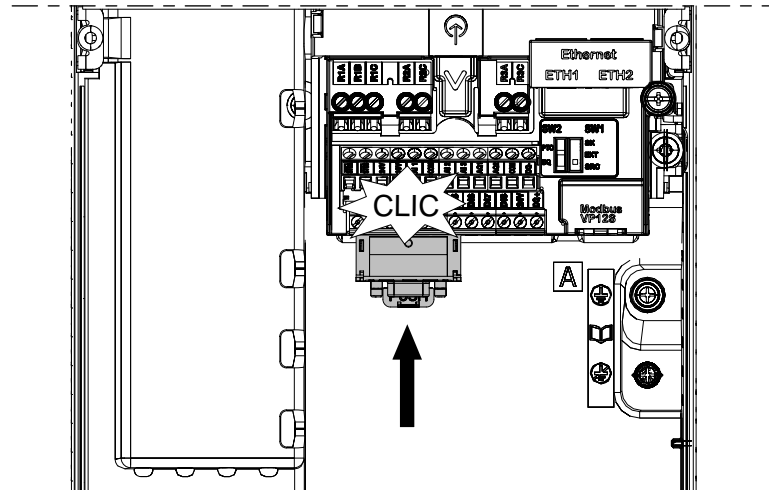
1



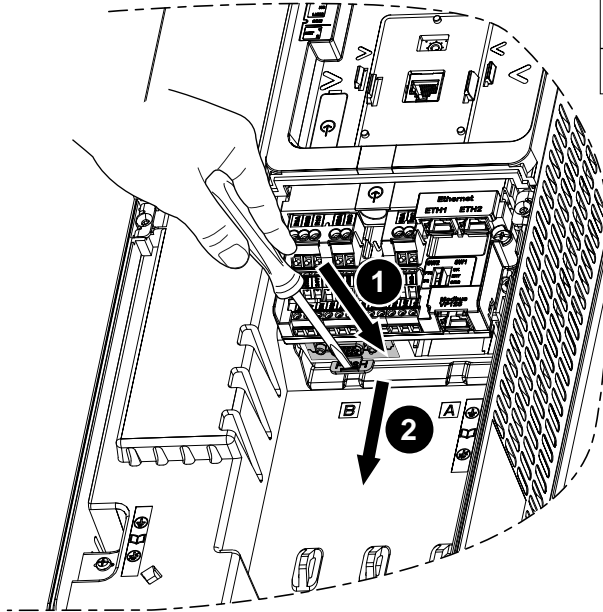
ATV900 ATV340 Mounting



2

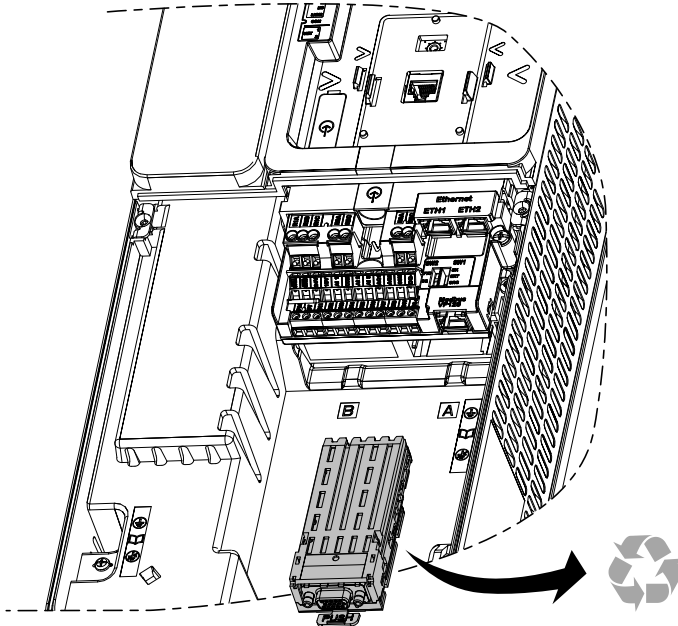


1

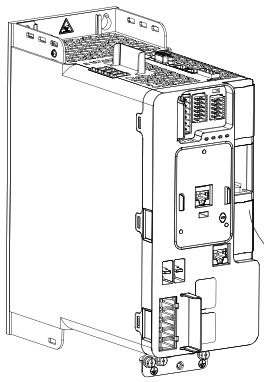









ATV900 ATV340 Removing

2



1 

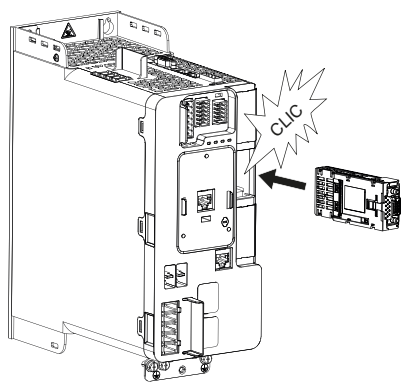
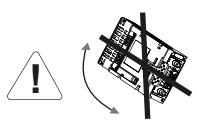


- GP-SF  
- GP-ENC  
- GP-FB   

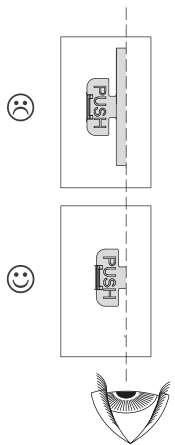
ATV340

Mounting

2 

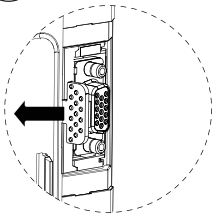


3 



Removing

1 



2 

