


# Product Environmental Profile

**ION 7550 and 7650 Series Digital Power  
Meters**



# Product Environmental Profile - PEP

## Product overview

The main purpose of the 7550 and 7650 series of meters is to provide revenue class electric power metering and power quality monitoring in accordance with IEC 62053-22 class 0.2S or IEC 61036 Class 1.

This range consists of: all meters of the 7550 and 7650 range with integrated displays as well as the transducer and remote terminals unit models.

The representative product used for the analysis is a fully loaded 7650 with all communications and I/O options (M7650A0E0B6D7N0E).

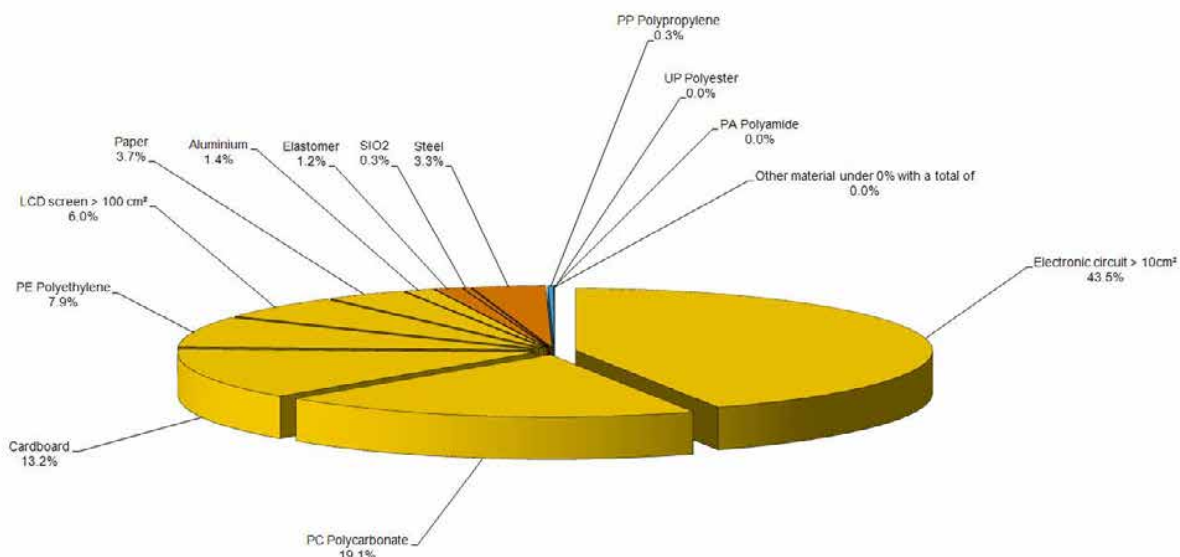
The environmental impacts of this referenced product are representative of the impacts of the other products of the range which are developed with a similar technology.

The environmental analysis was performed in conformity with ISO 14040.

## Constituent materials

The mass of the product range is from 2439 g and 3005g including packaging. It is 3005 g for the fully loaded 7650 (M7650A0E0B6D7N0E).

The constituent materials are distributed as follows:



## Substance assessment

Products of this range are designed in conformity with the requirements of the RoHS directive (European Directive 2002/95/EC of 27 January 2003) and do not contain, or only contain in the authorised proportions, lead, mercury, cadmium, hexavalent chromium or flame retardants (polybrominated biphenyls - PBB, polybrominated diphenyl ethers - PBDE) as mentioned in the Directive

## Manufacturing

The 7550 and 7650 series product range is manufactured at a Schneider Electric production site on which an ISO14001 certified environmental management system has been established.

## Distribution

The weight and volume of the packaging have been optimized, based on the European Union's packaging directive.

The 7550 and 7650 series packaging weight is 755.5 g. It consists of: Cardboard (397.5g), Paper (110g), PE Polyethylene (237.95 g), Silica Gel – SiO2 (10g).

The weight of recycled materials used is 20% of total packaging mass.

The product distribution flows have been optimised by setting up local distribution centres close to the market areas.

# Product Environmental Profile - PEP

## Use

The products of the 7550 and 7650 series range do not generate environmental pollution (noise, emissions) requiring special precautionary measures in standard use. The products of this range do not require specific maintenance operations.

The electrical power consumption depends on the conditions under which the product is implemented and used. The electrical power consumed by the 7550 and 7650 series range is between 7 W and 20 W. It is 20 W in active mode and 14 W in standby mode for the referenced fully loaded 7650 (M7650A0E0B6D7N0E). Power consumption is impacted by meter configuration, but can be approximated by assuming it spends 50% of its service life in the active state and 50% in the standby state.

## End of life

At end of life, the products in the 7550 and 7650 series have been optimized to decrease the amount of waste and allow recovery of the product components and materials.

This product range contains electronic circuit boards and LCD that should be separated from the stream of waste so as to optimize end-of-life treatment by special treatments. The location of these components and other recommendations are given in the End of Life Instruction document which is available for this product range.

The recyclability potential of the products has been evaluated using the ECO-DEEE recyclability and recoverability calculation method" (version V1, 20 Sep. 2008 presented to the French Agency for Environment and Energy Management: ADEME).

According to this method, the potential recyclability ratio is: 34%.

As described in the recyclability calculation method this ratio includes only metals and plastics which have proven industrial recycling processes.

## Environmental impacts

Life cycle assessment has been performed on the following life cycle phases: Materials and Manufacturing (M), Distribution (D), Installation (I) Use (U), and End of life (E).

Modeling hypothesis and method:

- the calculation was performed on the fully loaded 7650 (M7650A0E0B6D7N0E)

- product packaging: is included

- installation components: no special components included.

- scenario for the Use phase: this product range is included in the category 2: (assumed service life is 10 years and use scenario is: the consumed power and % service uptime (based on the real using data).

The electrical power model used for calculation is Electricity (Europe) model.

End of life impacts are based on a worst case transport distance to the recycling plant (1000km)

### Presentation of the product environmental impacts

Environmental indicators	Unit	For give the name and commercial reference or description of the representative product					
		S = M + D + I + U + E	M	D	I	U	E
Raw Material Depletion	Y-1	4.20E-13	4.01E-13	4.95E-18	0.00E+00	1.94E-14	6.12E-18
Energy Depletion	MJ	2.11E+04	4.01E+03	3.63E+00	0.00E+00	1.70E+04	4.49E+00
Water depletion	dm <sup>3</sup>	5.10E+03	2.64E+03	3.45E-01	0.00E+00	2.46E+03	4.26E-01
Global Warming	g≈CO <sub>2</sub>	1.17E+06	3.12E+05	2.87E+02	0.00E+00	8.60E+05	3.55E+02
Ozone Depletion	g≈CFC-11	9.62E-02	4.90E-02	2.03E-04	0.00E+00	4.67E-02	2.51E-04
Air Toxicity	m <sup>3</sup>	2.18E+08	7.52E+07	5.42E+04	0.00E+00	1.43E+08	6.69E+04
Photochemical Ozone Creation	g≈C <sub>2</sub> H <sub>4</sub>	3.80E+02	8.84E+01	2.46E-01	0.00E+00	2.91E+02	3.04E-01
Air acidification	g≈H <sup>+</sup>	1.78E+02	6.16E+01	3.66E-02	0.00E+00	1.16E+02	4.53E-02
Water Toxicity	dm <sup>3</sup>	2.69E+05	2.34E+04	3.59E+01	0.00E+00	2.46E+05	4.44E+01
Water Eutrophication	g≈PO <sub>4</sub>	6.18E+00	4.15E+00	4.78E-03	0.00E+00	2.02E+00	5.91E-03
Hazardous waste production	kg	2.21E+01	7.87E+00	1.07E-04	0.00E+00	1.43E+01	1.32E-04

Life cycle assessment has been performed with the EIME software (Environmental Impact and Management Explorer), version 4.0.0, and with its database version 11.0.

The utilization phase is the life cycle phase which has the greatest impact on the majority of environmental indicators.

According to this environmental analysis, proportionality rules may be used to evaluate the impacts of other products of this range: Depending on the impact analysis, the environmental indicators (without RMD) of other products in this family may be proportional extrapolated by energy consumption values.

# Product Environmental Profile - PEP

## System approach


The ION 7550 and 7650 series digital power meters offer feature that allow customers to better understand and characterize their facilities power consumption. With this data in hand the customer may be able to reduce their peak electrical demand by shifting certain operations to times of lower demand on the power grid. This reduces energy cost as well as reducing the necessity for utilities to increase their generating capacity.

As the products of the range are designed in accordance with the RoHS Directive (European Directive 2002/95/EC of 27 January 2003), they can be incorporated without any restriction in an assembly or an installation subject to this Directive.

Please note that the values given above are only valid within the context specified and cannot be used directly to draw up the environmental assessment of an installation.

## Glossary

<b>Raw Material Depletion (RMD)</b>	This indicator quantifies the consumption of raw materials during the life cycle of the product. It is expressed as the fraction of natural resources that disappear each year, with respect to all the annual reserves of the material.
<b>Energy Depletion (ED)</b>	This indicator gives the quantity of energy consumed, whether it be from fossil, hydroelectric, nuclear or other sources. This indicator takes into account the energy from the material produced during combustion. It is expressed in MJ.
<b>Water Depletion (WD)</b>	This indicator calculates the volume of water consumed, including drinking water and water from industrial sources. It is expressed in dm <sup>3</sup> .
<b>Global Warming (GW)</b>	The global warming of the planet is the result of the increase in the greenhouse effect due to the sunlight reflected by the earth's surface being absorbed by certain gases known as "greenhouse-effect" gases. The effect is quantified in gram equivalent of CO <sub>2</sub> .
<b>Ozone Depletion (OD)</b>	This indicator defines the contribution to the phenomenon of the disappearance of the stratospheric ozone layer due to the emission of certain specific gases. The effect is expressed in gram equivalent of CFC-11.
<b>Air Toxicity (AT)</b>	This indicator represents the air toxicity in a human environment. It takes into account the usually accepted concentrations for several gases in the air and the quantity of gas released over the life cycle. The indication given corresponds to the air volume needed to dilute these gases down to acceptable concentrations.
<b>Photochemical Ozone Creation (POC)</b>	This indicator quantifies the contribution to the "smog" phenomenon (the photochemical oxidation of certain gases which generates ozone) and is expressed in gram equivalent of ethylene (C <sub>2</sub> H <sub>4</sub> ).
<b>Air Acidification (AA)</b>	The acid substances present in the atmosphere are carried by rain. A high level of acidity in the rain can cause damage to forests. The contribution of acidification is calculated using the acidification potentials of the substances concerned and is expressed in mode equivalent of H <sup>+</sup> .
<b>Water Toxicity (WT)</b>	This indicator represents the water toxicity. It takes into account the usually accepted concentrations for several substances in water and the quantity of substances released over the life cycle. The indication given corresponds to the water volume needed to dilute these substances down to acceptable concentrations.
<b>Hazardous Waste Production (HWP)</b>	This indicator calculates the quantity of specially treated waste created during all the life cycle phases (manufacturing, distribution and utilization). For example, special industrial waste in the manufacturing phase, waste associated with the production of electrical power, etc. It is expressed in kg.

Registration No.: SCHN-2011-XXX-V0		Writing rules: PCR PEPecopassport 2010 :1.0	
Accreditation No. of verifier:: VH05		Programme information: www.pep-ecopassport.org	
Date of issue: XX-2011		Period of validity: 4 years	
Independent verification of the declaration and data, in compliance with ISO 14025:2006			
Internal	X	External	
In compliance with the ISO 14025:2006 type III environmental declaration standard.			
The critical review of the PCR was conducted by a panel of experts chaired by. J. Chevalier (CSTB).			
The information in the present PEP cannot be compared with information from another programme.			

### Schneider Electric Industries SAS

35, rue Joseph Monier  
CS 30323  
F- 92506 Rueil Malmaison Cedex  
RCS Nanterre 954 503 439  
Capital social 896 313 776 €

www.schneider-electric.com

Published by: Schneider Electric