



## Main

Range of product	Modicon X80
Product or component type	Discrete output module
Discrete output number	64 conforming to EN/IEC 61131-2
Discrete output type	Solid state
Discrete output logic	Positive
Discrete output voltage	24 V 19...30 V DC
Discrete output current	0.1 A
Output compatibility	IEC 61131-2 type 3 DC input Not IEC 61131-2 DC input

## Complementary

Current per channel	0.125 A
Current per module	<= 3.8 A at <= 60 °C <= 5.1 A at <= 50 °C <= 6.4 A at <= 40 °C
Insulation resistance	> 10 MOhm 500 V DC
Power dissipation in W	<= 6.85 W
Response time on output	1.2 ms
Paralleling of outputs	Yes : 3 maximum
Typical current consumption	240 mA at 3.3 V DC
MTBF reliability	173792 H
Protection type	External short-circuit protection Overload protection Overvoltage protection Reverse polarity protection
Output overload protection	With electronic circuit breaker 0.125 A < Id < 0.185 A With current limiter
Output overvoltage protection	With transil diode
Output short-circuit protection	With 2 A external fuse
Reverse polarity protection	Reverse mounted diode
Voltage detection threshold	< 14 V DC preactuator fault > 18 V DC preactuator at state 0
Tungsten load	<= 1.2 W
Switching frequency	0.5/LI <sup>2</sup> Hz
Overload time	<= 15 ms
Load impedance ohmic	<= 220 Ohm
Status LED	1 LED red for module error (ERR) 1 LED green for +32 channels indicator 1 LED green for module operating (RUN) 1 LED per channel green for channel diagnostic 1 LED red for module I/O
Product weight	0.15 kg

## Environment

IP degree of protection	IP20
product certifications	CE CSA UL RCM Merchant Navy

The information provided in this documentation contains general descriptions and/or technical characteristics of the products contained herein. This documentation is not intended as a substitute for and is not to be used for determining suitability or reliability of these products for specific user applications. It is the duty of any such user or integrator to perform the appropriate and complete risk analysis, evaluation and testing of the products with respect to the relevant specific application or use thereof. Neither Schneider Electric Industries SAS nor any of its affiliates or subsidiaries shall be responsible or liable for misuse of the information contained herein.

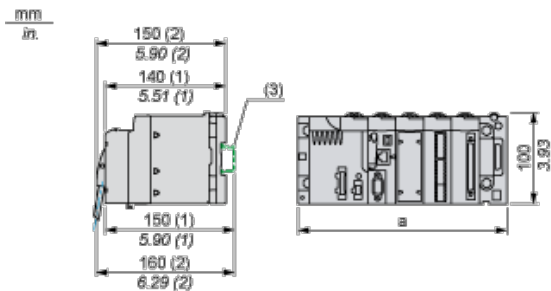
standards	EN/IEC 61131-2 EN/IEC 61010-2-201 UL 61010-2-201 CSA C22.2 No 61010-2-201
dielectric strength	1500 V AC at 50/60 Hz 1 minute, output/ground 1500 V AC at 50/60 Hz 1 minute, output/internal logic 500 V DC 1 minute, between group of channels
vibration resistance	3 gn
shock resistance	30 gn
ambient air temperature for storage	-40...85 °C
ambient air temperature for operation	0...60 °C
relative humidity	5...95 % without condensation 55 °C
protective treatment	TC
operating altitude	0...2000 m 2000...5000 m (with derating factor)

## Offer Sustainability

Sustainable offer status	Green Premium product
RoHS (date code: YYWW)	Compliant - since 0722 - Schneider Electric declaration of conformity
REACH	Reference not containing SVHC above the threshold
Product environmental profile	Available
Product end of life instructions	Available

## Modules Mounted on Racks

### Dimensions

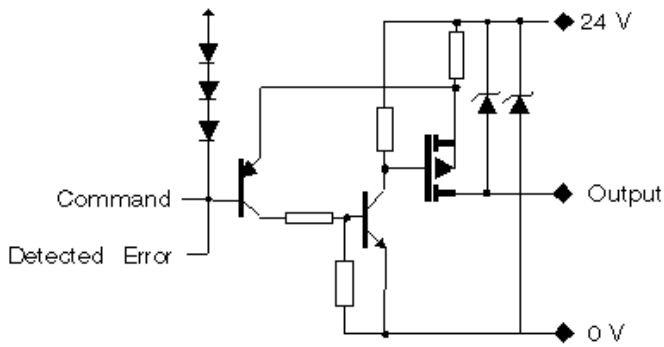


- (1) With removable terminal block (cage, screw or spring).
- (2) With FCN connector.
- (3) On AM1 ED rail: 35 mm wide, 15 mm deep. Only possible with BMXXBP0400/0400H/0600/0600H/0800/0800H rack.

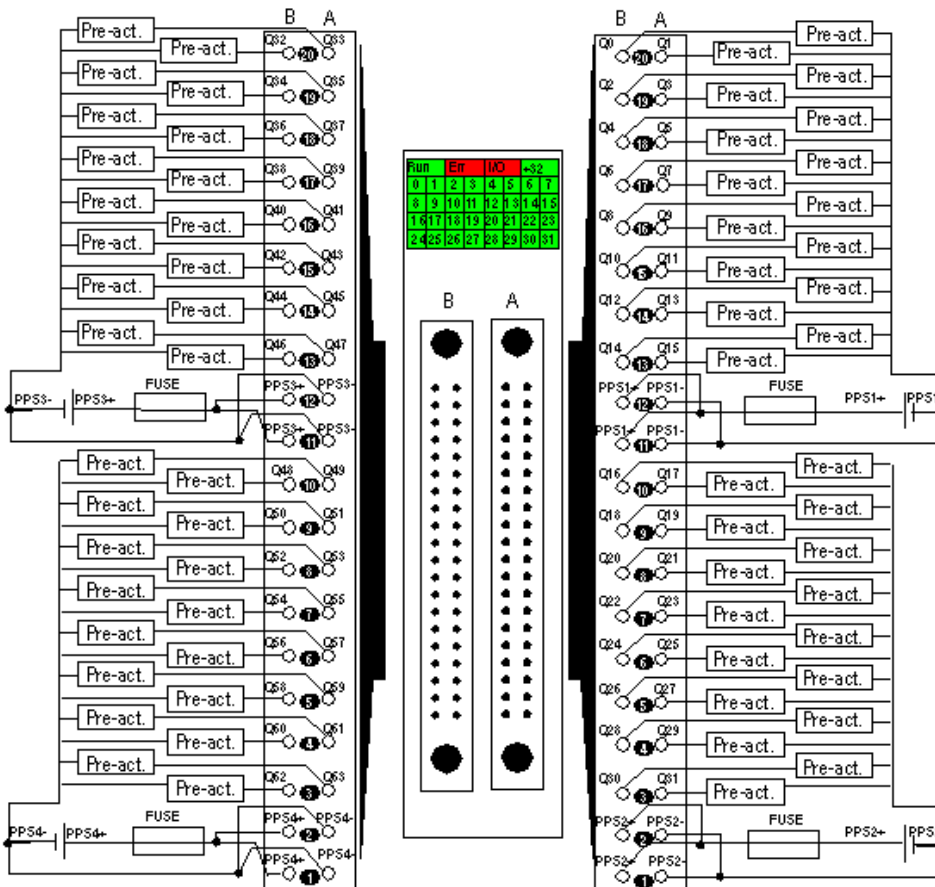
Rack references	a in mm	a in in.
BMXXBP0400 and BMXXBP0400H	242.4	09.54
BMXXBP0600 and BMXXBP0600H	307.6	12.11
BMXXBP0800 and BMXXBP0800H	372.8	14.68
BMXXBP1200 and BMXXBP1200H	503.2	19.81

## Connecting the Module

### Output Circuit Diagram



### Module Connection



power 24 VDC  
supply

fuse fast blow fuse of 2 A for each 16-channel group

pre- pre-actuator

act

PPS pre-actuator power supply