

BMXDDI1602

discrete input module M340 - 16 inputs - 24 V DC positive



Main

Range of product	Modicon X80
Product or component type	Discrete input module
Discrete input number	16
Discrete input type	Isolated
Input type	Current sink (logic positive)
Discrete input voltage	24 V DC positive
Discrete input current	3.5 mA
Input compatibility	With 2-wire/3-wire proximity sensors conforming to IEC 60947-5-2

Complementary

Sensor power supply	19...30 V
Voltage state 1 guaranteed	≥ 11 V
Current state 1 guaranteed	≥ 2 mA
Voltage state 0 guaranteed	≤ 5 V
Current state 0 guaranteed	≤ 1.5 mA
Input impedance	6800 Ohm
Insulation resistance	> 10 MOhm 500 V DC
Power dissipation in W	≤ 2.5 W
DC typical filtering time	4 ms
DC maximum filtering time	7 ms
Paralleling of inputs	Yes
Typical current consumption	90 mA at 3.3 V DC
MTBF reliability	798237 H
Protection type	Reverse polarity protection 1 external fuse per group of channel 0.5 A fast blow
Voltage detection threshold	< 14 V DC sensor fault > 18 V DC sensor OK
Status LED	1 LED red for module error (ERR) 1 LED green for module operating (RUN) 1 LED per channel green for channel diagnostic 1 LED red for module I/O
Product weight	0.115 kg

Environment

IP degree of protection	IP20
product certifications	CE CSA UL RCM Merchant Navy EAC
standards	EN/IEC 61131-2 EN/IEC 61010-2-201 UL 61010-2-201 CSA C22.2 No 61010-2-201
dielectric strength	1500 V AC at 50/60 Hz 1 minute, primary/secondary
vibration resistance	3 gn
shock resistance	30 gn

The information provided in this documentation contains general descriptions and/or technical characteristics of the performance of the products contained herein. This documentation is not intended as a substitute for and is not to be used for determining suitability or reliability of these products for specific user applications. It is the duty of any such user or integrator to perform the appropriate and complete risk analysis, evaluation and testing of the products with respect to the relevant specific application or use thereof. Neither Schneider Electric Industries SAS nor any of its affiliates or subsidiaries shall be responsible or liable for misuse of the information contained herein.

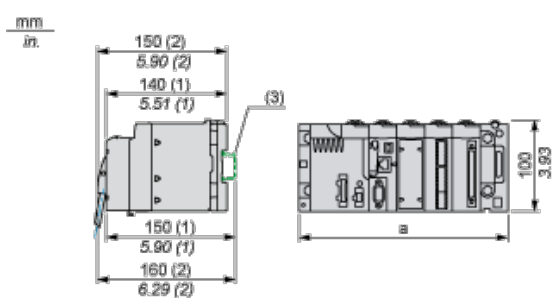
ambient air temperature for storage	-40...85 °C
ambient air temperature for operation	0...60 °C
relative humidity	5...95 % without condensation 55 °C
protective treatment	TC
operating altitude	0...2000 m 2000...5000 m (with derating factor)

Offer Sustainability

Sustainable offer status	Green Premium product
RoHS (date code: YYWW)	Compliant - since 0722 - Schneider Electric declaration of conformity
REACH	Reference not containing SVHC above the threshold
Product environmental profile	Available
Product end of life instructions	Available

Modules Mounted on Racks

Dimensions

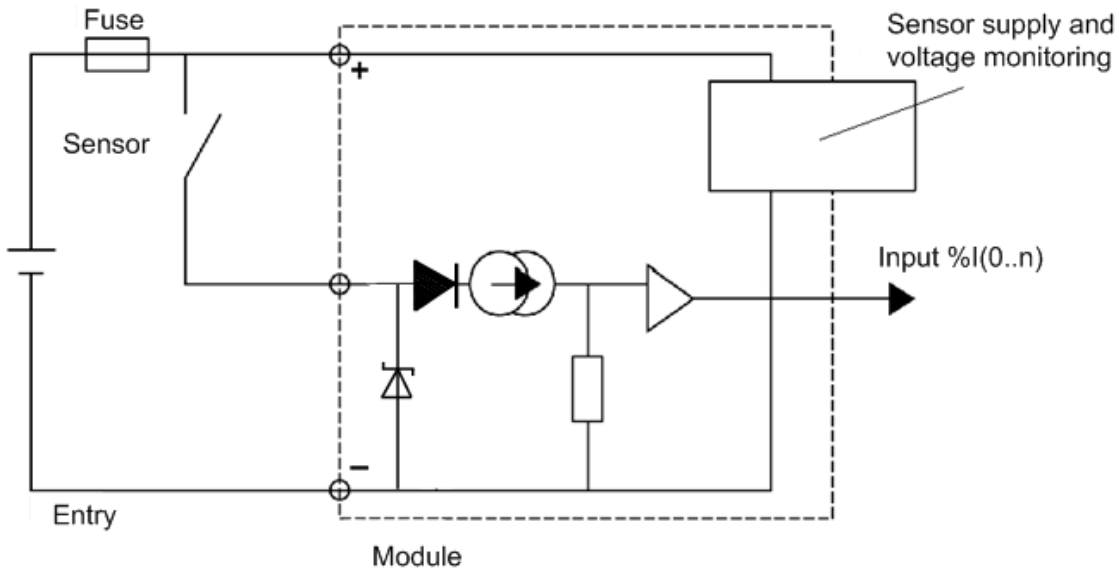


- (1) With removable terminal block (cage, screw or spring).
- (2) With FCN connector.
- (3) On AM1 ED rail: 35 mm wide, 15 mm deep. Only possible with BMXXBP0400/0400H/0600/0600H/0800/0800H rack.

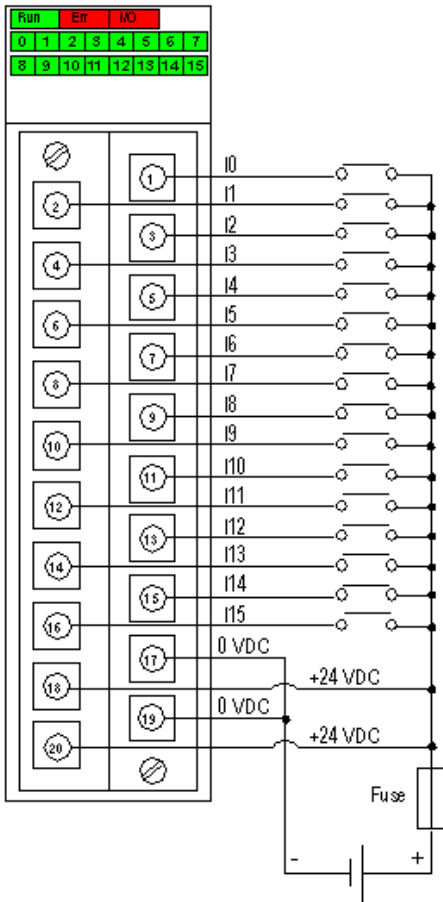
Rack references	a in mm	a in in.
BMXXBP0400 and BMXXBP0400H	242.4	09.54
BMXXBP0600 and BMXXBP0600H	307.6	12.11
BMXXBP0800 and BMXXBP0800H	372.8	14.68
BMXXBP1200 and BMXXBP1200H	503.2	19.81

Connecting the Module

Input Circuit Diagram



Module Connection



power 24 VDC
 supply
 fuse fast blow fuse of 0.5 A