

Air Conditioning Solutions



AIR CONDITIONING



Awarded
Best Brand

**For Performance,
Reliability & Satisfaction**



Tara Dennis

Favoured by
Interior Designer and Television Presenter



Australia's most satisfied air-conditioner customers



As one of the country's most trusted brands, MHIAA has won the 2019 Canstar Blue Most Satisfied Customer Award for the Air Conditioners category. Receiving 5-stars for overall satisfaction, functionality, reliability and quietness while receiving 4-stars for ease of use and value for money, MHIAA continue to deliver reliable products that outlast and outperform.

mhiaa.com.au | 1300 138 007

Mitsubishi Heavy Industries Air-Conditioners Australia, Pty. Ltd.



AIR CONDITIONING



Mitsubishi Heavy Industries Air-Conditioners Australia

Mitsubishi Heavy Industries Air-Conditioners Australia, Pty. Ltd. (MHIAA) is one of Australia's leading suppliers of premium residential and commercial air conditioning systems. Delivering engineering excellence for over 130 years, the Mitsubishi Heavy Industries brand is instantly recognisable for quality and technological advancement. With innovation central to both the organisation and the development of air conditioning systems, Mitsubishi Heavy Industries carries a strong philosophy of engineering products that are designed to improve the lives of those who use them and, at the same time, create a sustainable future for our company and the world we live in.

Brand Ambassador Tara Dennis

Interior designer and Television presenter Tara Dennis joins Mitsubishi Heavy Industries Air-Conditioners Australia as the brand's ambassador to Australia. With extensive experience in home decoration and design, Tara represents the home renovator looking to improve the design of their homes. "As someone who has a passion for styling and renovating you want to push the boundaries and create a space that people love being in. Mitsubishi Heavy Industries Air-Conditioners Australia is the perfect extension of this and a brand that I am proud to be supporting"

Tara Dennis





Contents

Best Brand Award	2
Canstar Blue Award	3
Introduction	4
Contents	5
Committed to Quality	6
Production Range and Specifications	8
Features	10
Wi-Fi Solution	12
Room Sizing Chart	13
Notes	14



Committed To Quality

Standing behind the quality of our products, is our commitment to our customers and our after sales service guarantees. Along with the rigorous quality assurance testing carried out on all Mitsubishi Heavy Industries products, comprehensive warranties provide you with a peace of mind and carry our commitment to quality.



5 Years Parts and Labour Warranty

Mitsubishi Heavy Industries Air-Conditioners Australia focuses solely on manufacturing high performance air-conditioners for the Australian and New Zealand market. All our split systems are of the highest quality and are backed by a full 5 year parts and labour warranty.



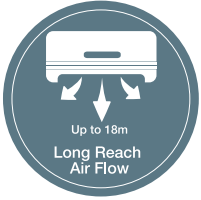

Exceeding Energy Performance Standards

To comply with Australian and New Zealand standards and deliver the most efficient solutions possible to our customers, all Mitsubishi Heavy Industries split systems meet and exceed the Minimum Energy Performance Standards (MEPS).



Jet Air Technology

CFD (computational fluid dynamics), used by jet engine manufacturers, has been applied to the fan blade design in our split systems, allowing them to deliver the most powerful and even air distribution whilst remaining economical to run.



Long Reach Airflow

Jet Air Technology used as part of the design of the Bronte® Series enables a powerful airflow of up to 18m* and is ideal for large living areas.

*from 6.3kW in cooling conditions



Clean Air Technology

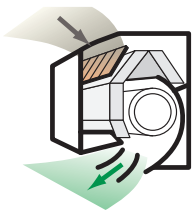
Delivering Odour and Allergen Free Air

Mitsubishi Heavy Industries Allergen Clear System removes airborne allergens such as pollen and dust by capturing them in a specially formulated Allergen Clear Filter and eliminating them via the multi-stage Allergen Clear Operation.

A photo-catalytic filter captures any remaining particles and neutralises odour causing bacteria before the Self Cleaning Mode dries the internal anti-microbial fan and internal components, ensuring fresh air on every start-up*

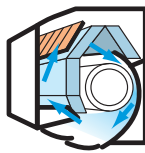
* Allergen Clear Operation and Self Clean Operation are two independent operations which can be activated on the remote control.

1. Filter



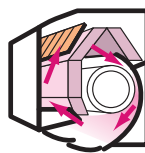
Allergens captured by advanced enzyme filter.

2. Cooling Mode




Unit generates internal moisture, activating enzymes within the filter neutralising allergens.

3. Heating Mode



4. Self Clean Operation



Fan dries internal components, preventing the growth of mould.



Allergen Clear Filter

Utilising the advanced Enzyme-urea compound the Allergen Clear Filter breaks down pollen, dust and allergens and deactivates bacteria including mould and viruses.



Product Series

SRK-ZMP Series



REVERSE
CYCLE




Range		Model		Capacity KW		Star Rating		Dimensions (mm)	
Series	Model No.	Bunnings Fineline	Cooling T1	Heating H1	Cooling T1	Heating H1	Indoor	Outdoor	
SRK-ZMP	SETSRK17ZMP-S	4441942	1.7	2.0	★★★★	★★★★★	262x769x210	540x645x275	

AVANTI® Series



COOL ONLY



Range		Model		Capacity KW		Star Rating		Dimensions (mm)	
Series	Model No.	Bunnings Fineline	Cooling T1	Heating H1	Cooling T1	Heating H1	Indoor	Outdoor	
Avanti® Cool Only	SETSRK10YSA-W	0057809	2.5	-	★★★★★	-	290x870x230	540x780(+62)x290	
	SETSRK13YSA-W	0057810	3.5	-	★★★★★	-	290x870x230	540x780(+62)x290	
	SETSRK18YSA-W	0057811	5.0	-	★★★★	-	290x870x230	640x800(+71)x290	


Optional

NEW Wi-Fi Adaptor	MH-AC-WIFI-1	0085526	-	-	-	-	-	-
-------------------	--------------	---------	---	---	---	---	---	---

AVANTI® Series



REVERSE
CYCLE



Range		Model		Capacity KW		Star Rating		Dimensions (mm)	
Series	Model No.	Bunnings Fineline	Cooling T1	Heating H1	Cooling T1	Heating H1	Indoor	Outdoor	
Avanti®	SETSRK20ZSA-W	4442097	2.0	2.7	★★★★★	★★★★★	290x870x230	540x780(+62)x290	
	SETSRK25ZSA-W	4442099	2.5	3.2	★★★★★	★★★★★	290x870x230	540x780(+62)x290	
	SETSRK35ZSA-W	4442100	3.5	3.7	★★★★★	★★★★★	290x870x230	540x780(+62)x290	
	SETSRK50ZSA-W	4442101	5.0	5.8	★★★★	★★★★	290x870x230	640x800(+71)x290	

Optional

NEW Wi-Fi Adaptor	MH-AC-WIFI-1	0085526	-	-	-	-	-	-
-------------------	--------------	---------	---	---	---	---	---	---

BRONTE® Series



COOL ONLY



Range	Model		Capacity KW		Star Rating		Dimensions (mm)	
Series	Model No.	Bunnings Fineline	Cooling T1	Heating H1	Cooling T1	Heating H1	Indoor	Outdoor
Bronte® Cool Only	SETSRK24YRA-W	4442112	7.1	-	★★★★	-	339x1197x262	750x880(+88)x340

Optional

NEW Wi-Fi Adaptor	MH-AC-WIFI-1	0085526	-	-	-	-	-	-
-------------------	--------------	---------	---	---	---	---	---	---

BRONTE® Series



REVERSE CYCLE



Range	Model		Capacity KW		Star Rating		Dimensions (mm)	
Series	Model No.	Bunnings Fineline	Cooling T1	Heating H1	Cooling T1	Heating H1	Indoor	Outdoor
Bronte®	SETSRK63ZRA-W	4442102	6.3	7.1	★★★★	★★★★★	339x1197x262	640x800(+71)x290
	SETSRK71ZRA-W	4442104	7.1	8.0	★★★★	★★★★	339x1197x262	750x880(+88)x340
	SETSRK80ZRA-W	4442105	8.0	9.0	★★★★	★★★★	339x1197x262	750x880(+88)x340
	SETSRK95ZRA-W	4442176	9.5	10.3	★★★★	★★★★	339x1197x262	845x970(+89)x370

Optional

NEW Wi-Fi Adaptor	MH-AC-WIFI-1	0085526	-	-	-	-	-	-
-------------------	--------------	---------	---	---	---	---	---	---

Control Options

Control your AC the SMART way with MHIAA Wi-Fi Control



Wi-Fi Adaptor



MH-AC-WIFI-1

Compatible with almost all Mitsubishi Heavy Industries split systems, the new compact adaptor allows you to control your unit via your smartphone or tablet and can be easily concealed within the unit.

*Wi-Fi kit sold separately
*Phone not included

Compatible with:



Features and Functions

	FUNCTION	DESCRIPTION	SRK-ZMP	AVANTI	AVANTI COOL ONLY	BRONTE	BRONTE COOL ONLY
ENERGY SAVING	 Fuzzy Auto Mode	Using fuzzy logic algorithms, the unit determines the operating mode, temperature settings and automatically adjusts the inverter frequency accordingly.	●	●	●	●	●
	 Eco Operation	The unit operates at a slightly reduced capacity to reduce power consumption while maintaining a comfortable room temperature.	●	●	●	●	●
AIRFLOW	 Jet Air Technology	Advanced fan blade technology, utilised in the development of jet engines, efficiently delivers a powerful yet quiet and evenly distributed airflow.		●	●	●	●
	 High Power Operation	Provides 15mins of boosted power allowing you to quickly heat or cool your home before returning to normal operation. Perfect for when you first turn on the unit.	●	●	●	●	●
	 3D Auto	Activates three independent motors which effectively and efficiently distributes an even airflow.		●	●	●	●
	 Auto Louvre Mode	Depending on whether the unit is in heating or cooling mode this will automatically set the louvre at the optimum angle for even air distribution.	●	●	●	●	●
	 Memory Louvre	Set the louvre at the desired angle. The unit will automatically return the louvres to this position on every subsequent start up.	●	●	●	●	●
	 Up/Down Louvre Swing	The horizontal louvres will automatically swing up and down for even air distribution.	●	●	●	●	●
	 Right/Left Louvre Swing	The vertical louvres will automatically swing left and right for even air distribution.		●	●	●	●
	 Positioning of Installation	Manually set the horizontal airflow direction to ensure even air distribution in situations where the indoor unit is installed in close proximity to a wall.		●	●	●	●
		 Allergen Clear Operation	Multi-stage operation that activates enzymes in the specially designed filter, neutralising and suppressing airborne allergens such as pollen, dust and hair captured on the allergen filter.		●		●
CLEAN AIR	 Self-Clean Operation	Dries the indoor unit components by running the fan on ultra-low mode, preventing the growth of mould. Designed to be run regularly after use.	●	●	●	●	●
	 Photocatalytic Washable Deodorizing Filter	Easy to clean filter that catches airborne particles before neutralising the odour causing molecules within them.		●	●	●	●
	 Allergen Filter	Captures airborne allergens such as hair, pollen and dust particles before neutralising them and any bacteria using specially formulated enzymes.		●		●	●
	 Removable Cover Panel	Removable front cover allowing access for easy cleaning and maintenance.	●	●	●	●	●



	FUNCTION	DESCRIPTION	SRK-ZMP	AVANTI	AVANTI COOL ONLY	BRONTE	BRONTE COOL ONLY
COMFORT & CONVENIENCE	Dry Operation	Reduces humidity by removing moisture from the air without effecting the indoor temperature.	●	●	●	●	●
	Silent Operation	Set periods of time where the unit will operate with reduced noise levels, perfect for night time and an uninterrupted sleep.		●	●	●	●
	Night Setback	Designed for the colder seasons, this function ensures the room temperature is kept at around 10°C, even while unoccupied.		●		●	
	Comfort Start-up	When using the ON-TIMER function, the unit will switch on slightly earlier than the SET time, to ensure the optimum temperature is reached at the ON TIME.	●	●	●	●	●
	Weekly Timer	Set up to 4 timer operations a day (max 28 per week). Once set, the unit will turn on and off at the specified times of the day repeatedly.		●	●	●	●
	Sleep Timer	Set a pre-determined amount of time between 30 and 240 mins that your unit will operate for before switching off.	●	●	●	●	●
	On/Off Timer	Set your unit to turn on and off once, at specific times, within a 24 hour period. Unit will then turn on and off at the specified times every day.	●	●	●	●	●
	Preset Operation	The desired preset operation mode can be enabled with a single touch of a button.		●	●		
	Child Lock	Lock the remote control to prevent little ones from changing functions and other settings. Useful for families with curious young children.		●	●	●	●
	LED Brightness Adjustment	Adjust the brightness of the LED display on the indoor unit to minimise the disturbance of units installed in bedrooms.		●	●		
	Auto Operation	The unit will automatically select from heating, cooling or dry operation mode.	●	●	●	●	●
	MAINTENANCE & PREVENTION	Microcomputer-Operated Defrosting	Automatically activated during low ambient temperatures to prevent the frosting of the outdoor heat exchanger.	●	●	●	●
Self-Diagnostic Function		In the unlikely event of a fault the internal microcomputer automatically runs a diagnostic of the system. This enables a service agent to quickly isolate and repair any issues.	●	●	●	●	●
Back-up Switch		If the remote control fails, the unit can be operated via an on/off switch on the indoor unit.	●	●	●	●	●
Auto Restart Function		If there is a temporary loss of power, the unit will automatically restart in the same operating mode it was in when power is restored.	●	●	●	●	●



CONTROL YOUR AIR. YOUR WAY.



WI-FI SOLUTION

The SMART way to control your MHI Air Conditioner from anywhere using your smart phone or tablet.



- With IntesisHome, use Voice Command to operate your air conditioner and change the settings.
- Control your air conditioner via your Google Home or Amazon smart device.
- Set up 'favourite' scenes and activate them with a single tap.
- Set your air conditioner to respond to the weather, you arriving home, calendar events + more.
- Receive instant notifications and email updates and even create usage logs.

Compatible with:

IntesisHome



*via IFTTT application. Must be downloaded separately.

*Wi-Fi adaptor sold separately see page 23

Air Conditioner Room Sizing Chart

A Class

Insulated roof space, walls and sub floor, full brick or brick veneer construction, average size windows with awnings, full shading south facing aspect, temperate weather conditions.

B Class

Insulated roof space, full brick or brick veneer construction, average size windows with internal shades, north facing aspect, temperate climate.

C Class

Insulated roof space, full brick or brick veneer construction, average size windows with internal shades, east facing aspect or sub tropical climate.

D Class

Little or no insulation, weatherboard, fibro or brick veneer construction, large windows, no shading from the sun westerly facing aspect.

Selection Chart for Cooling and Heating			Room Class			
Model	Capacity		A	B	C	D
			Maximum Floor Area (m ²)			
SRK17ZMP-S	1.7kW	Cooling	17	14	12	10
		Heating	20	17	15	12
Avanti® (SRK20ZSA-W)	2.0kW	Cooling	20	16	14	12
		Heating	27	23	20	16
Avanti® Cool Only (SRK10YSA-W)	2.5kW	Cooling	25	21	18	15
Avanti (SRK25ZSA-W)	2.5kW	Cooling	25	21	18	15
		Heating	34	28	24	20
Avanti® Cool Only (SRK13YSA-W)	3.5kW	Cooling	35	29	25	21
Avanti® (SRK35ZSA-W)	3.5kW	Cooling	35	29	25	21
		Heating	40	33	29	24
Avanti® Cool Only (SRK18YSA-W)	5.0kW	Cooling	51	43	36	30
Avanti® (SRK50ZSA-S)	5.0kW	Cooling	51	43	36	30
		Heating	58	48	41	34
Bronte® (SRK63ZRA-W)	6.3kW	Cooling	63	54	47	38
		Heating	71	58	50	42
Bronte® Cool Only (SRK24YRA-W)	7.1kW	Cooling	71	59	51	42
Bronte® (SRK71ZRA-W)	7.1kW	Cooling	71	59	51	42
		Heating	80	67	57	47
Bronte® (SRK80ZRA-W)	8.0kW	Cooling	80	67	57	47
		Heating	89	73	64	52
Bronte® (SRK95ZRA-W)	9.5kW	Cooling	95	78	68	57
		Heating	105	87	76	60

* This guide has been developed to assist in model selection for the majority of normal residential air conditioning situations, and as per AS/NZS 3823 performance data. MHIAA recommend a heat load survey should be conducted by a licensed air conditioning installer.