

HNS030RF-750/1050 OWNER'S MANUAL



Scan our QR code with your phone to go directly to our website for technical information



HNS030RF

Electricity suppliers in particular areas of Australia such as NSW and QLD are injecting an off-peak ripple control signal onto their distribution networks in order to remotely control devices such as off-peak hot water systems and street lighting. Ripple injection control systems work by superimposing coded control signal, commonly 750Hz or 1050Hz on the 50 Hz mains supply. This allows for one way communication with loads without additional communications infrastructure. For customers, ripple injection control systems allow for access to cheaper off-peak electricity.

Some electrical appliances such as fans, toasters and lighting can be sensitive to this ripple control signal. The results could be audible buzzing noises from fans or flickering lights whenever the ripple control signals are present.

The ripple signal filter is a tuned passive inline filter which completely eliminates the superimposed ripple injection control signal from the normal mains supply to produce a noise free filtered mains supply which can then be connected to the electrical appliances or light control systems.

The ripple signal filter is specifically tuned to eliminate the ripple control signal frequency of 750Hz or 1050Hz.

1. FEATURES

- Guaranteed ripple signal flicker free with S-Click dimmers
- HNS030RF-750 completely eliminates 750Hz off peak ripple signal
- HNS030RF-1050 completely eliminates 1050Hz off peak ripple signal
- Works with LED, Halogen, CFL and Incandescent lamps
- Stops LED lights flickering during ripple signal events
- Stops buzzing noises in fans during ripple signal events
- Simple and easy to install
- Designed to fit through downlight hole
- Can be used for multiple dimmers - total load must not exceed 250W

2. OPERATING CONDITIONS

- Supply Voltage: 230-240Va.c. 50Hz
- Output Voltage: Filtered 230-240Va.c. 50Hz
- Power Rating: 250W
- Frequencies: HNS030RF-750: 750Hz
HNS030RF-1050: 1050Hz
- Attenuation: -30dB Nominal
- Operating Temperature: -10 to +50 °C
- Compliance Standard: AS/NZS 3100
- Ingress Protection: IP20

Note: Operation at temperature, voltage or load outside of the specifications may cause permanent damage to the unit.

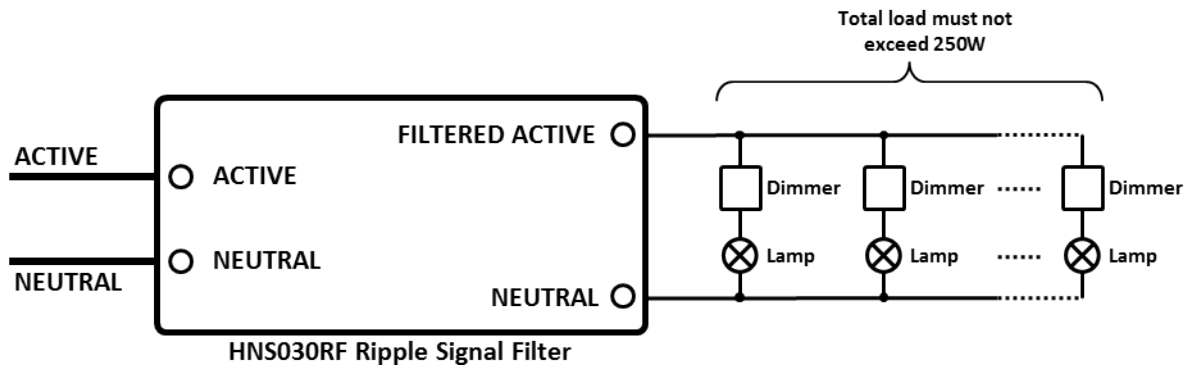
In support of our policy of continuous product improvement we reserve the right to change materials and specifications without notice. Drawings, where used, are not to scale. All dimensions are in millimetres and sizes given are approximate. Where possible, technical MSDS data sheets are made available on the website. All products should be installed and used in accordance with manufacturer's instructions provided. Warning: products may be the subject of registered designs and patents. Refer to website for terms and conditions on warranty.

3. INSTALLATION INSTRUCTIONS

WARNING: The HNS030RF is to be installed as part of a fixed wire electrical installation. By law such installations must be made by an electrical contractor or similarly qualified person.

3.1 WIRING

- Disconnect power at the circuit breaker before any electrical work.
- Install the HNS030RF as per the wiring diagram shown below.

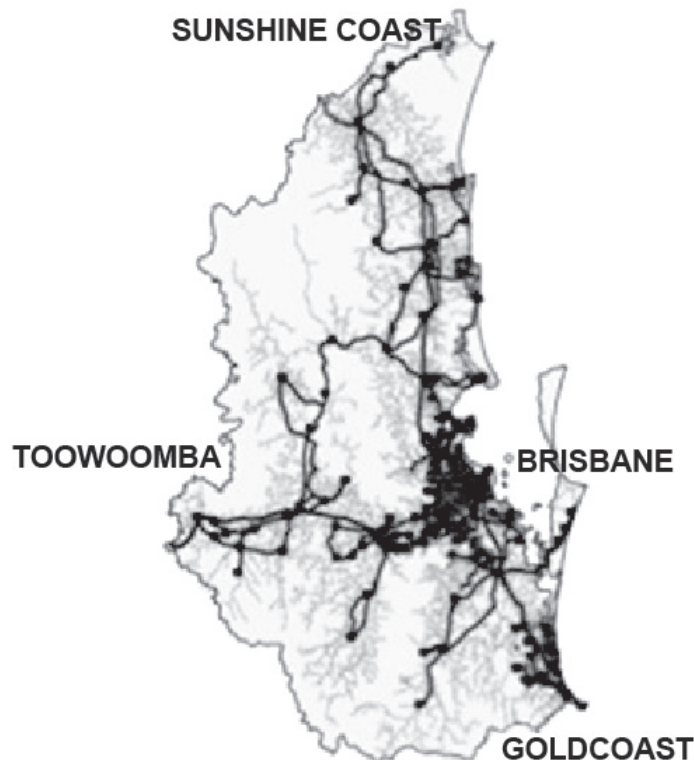


NOTE: The HNS030RF should only be installed on circuits with up to 10A circuit breakers.

4. RIPPLE SIGNAL FREQUENCY MAPS

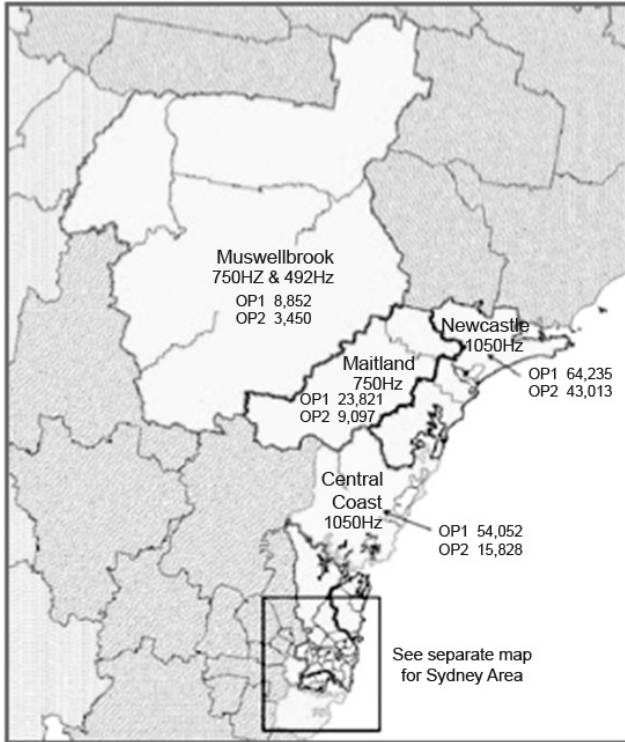
4.1 QUEENSLAND

- Only Southern Queensland (Energex) has Ripple Signalling
- The Frequency is 1050Hz. Use the HNS030RF-1050 for this area.
- The rest of Queensland (Ergon) does not have Ripple Signalling

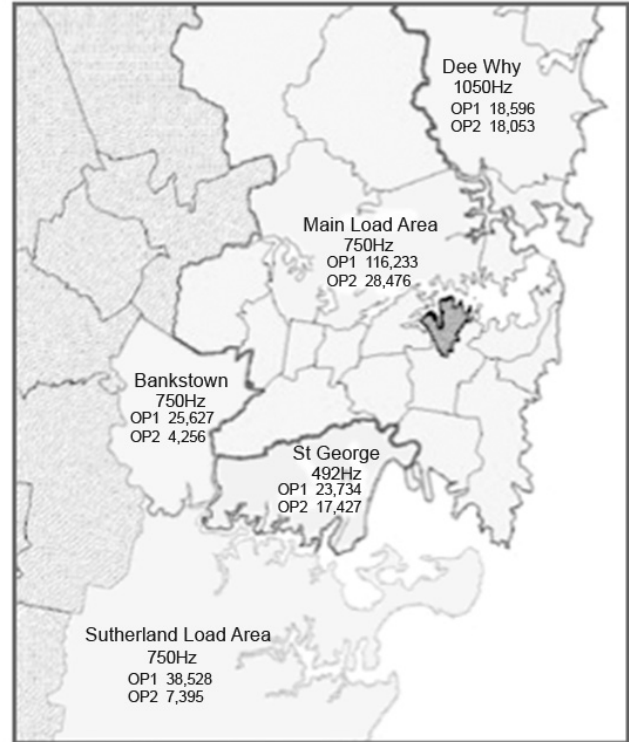


4.2 NEW SOUTH WALES

Energy Australia Full Supply Area



Energy Australia Sydney & Hunter Supply Area



HNS030RF-750	HNS030RF-1050
Muswellbrook	Newcastle
Maitland	Central Coast
Sydney - Main Load Area	Dee Why
Bankstown	
Sutherland	

NOTE: Some areas of Muswellbrook are 492Hz and the HNS030RF will not work for that frequency

NOTE: The entire area of St George is 492Hz and the HNS030RF will not work for that frequency

5. IMPORTANT SAFETY WARNINGS

5.1 LOAD REPLACEMENT

- It should be assumed that even when OFF, mains voltage will still be present at the load. Mains power should be disconnected at the circuit breaker before replacing any load.

In support of our policy of continuous product improvement we reserve the right to change materials and specifications without notice. Drawings, where used, are not to scale. All dimensions are in millimetres and sizes given are approximate. Where possible, technical MSDS data sheets are made available on the website. All products should be installed and used in accordance with manufacturer's instructions provided. Warning: products may be the subject of registered designs and patents. Refer to website for terms and conditions on warranty.

6. WARRANTY AND DISCLAIMER

Legend Corporation Limited warrants the product against manufacturing and material defect from the date of invoice to the initial purchaser for a period of 12 months. During the warranty period Legend Corporation Limited will replace products that prove to be defective where the product has been correctly installed and maintained and operated within the specifications defined in the product data sheet and where the product is not subject to mechanical damage or chemical attack. The warranty is also conditional on the unit being installed by a licensed electrical contractor. No other warranty is expressed or implied.

Legend Corporation Limited shall not be liable for any direct, indirect, incidental or consequential damages.

In support of our policy of continuous product improvement we reserve the right to change materials and specifications without notice. Drawings, where used, are not to scale. All dimensions are in millimetres and sizes given are approximate. Where possible, technical MSDS data sheets are made available on the website. All products should be installed and used in accordance with manufacturer's instructions provided. Warning: products may be the subject of registered designs and patents. Refer to website for terms and conditions on warranty.