

Installation Instructions

1.0 Product Range

TPDL2K3	LED Downlight, IP44, 3000 K, c/w flex and plug.
TPDL2K4	LED Downlight, IP44, 4000 K, c/w flex and plug

2.0 Installation Requirements

DANGER

RISK OF ELECTRIC SHOCK

It is illegal for persons other than an appropriately licensed electrician or other persons authorised by legislation to work on the fixed wiring of any electrical installation.

- To comply with all safety standards, the product must be used only for the purpose described in this instruction and must be installed in accordance with the wiring rules and regulation in the location where it is installed.
- Hazardous voltage may be present at the wire leads of this product.
- Lock out and tag the input circuit before accessing the wiring connections.

Failure to follow these instructions will result in death or serious injury.

- The product is class 2.
- Check whether the product has been damaged during transport. Do not operate/install any product which appears damaged in any way. Return the complete product to the place of purchase for inspection, repair or replacement.
- Take care not to pull any electrical wires during unpacking as this may damage the connection.
- Isolate the electrical supply before commencing any work on this equipment.
- There are no user serviceable parts inside the product.

CAUTION

RISK OF BURN INJURIES

During and after use, the product may be hot. Do not touch the product before it has completely cooled down.

Failure to follow these instructions can result in minor injuries, or equipment damage.

3.0 Dimming

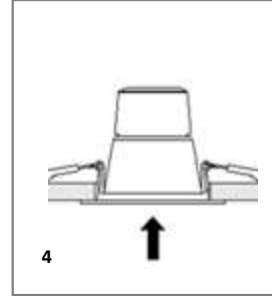
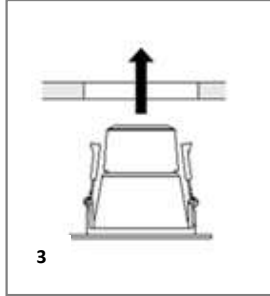
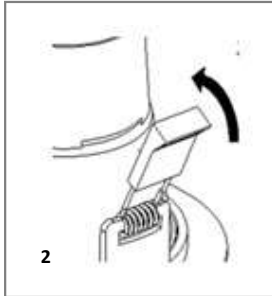
This product has been designed to achieve deep dimming performance which allows very low levels of light output to provide the perfect atmosphere for all occasions. This product is compatible with Clipsal LED dimming technology. Please refer to Clipsal.com/load for latest dimming compatibility information.

Note:

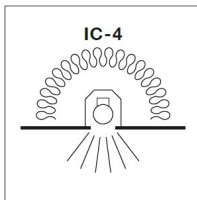
In some regions of the country a slight flicker may be experienced when the luminaire is dimmed. This is due to power line signals sent by the electricity supply authorities to assist with switching utilities, for example hot water services or changing tariff rates. This effect is not a malfunction of the luminaire or dimmer but a result of local installation conditions changing during the day. If this occurs, adjusting the dimmer back to maximum brightness will help minimize such flickering.

4.0 Installation Instructions

1. Select suitable location for installation.
2. Fold back mounting springs.
3. Insert downlight into hole.
4. Ease product upwards so that it is sitting flush with ceiling.



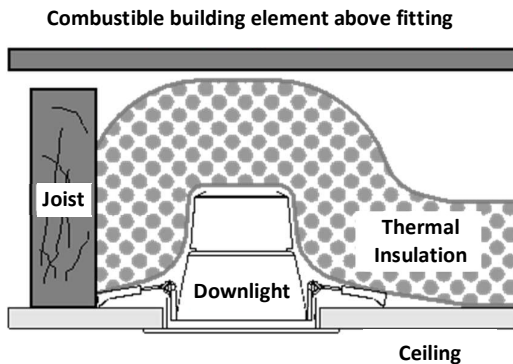
Clearances:



This series of downlight has achieved an IC-4 classification and complies with AS/NZS 60598.2.2.

This downlight is classified as an IC-4 recessed luminaire that can be abutted against normally flammable materials, including building insulation, and can be covered in normal use.

This type of recessed luminaire is effectively a sealed unit that has restricted flow of air between the habitable room and the luminaire.



Risk of Fire - Required clearance from structural members and building elements.

SCB = 0 mm, HCB = 0 mm

SCB – Side Clearance to Building element:

Minimum distance between the side of the recessed luminaire and any building element.

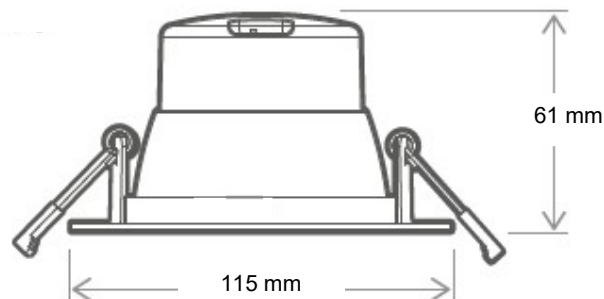
HCB – Height Clearance to Building element:

Minimum distance between the top of the recessed luminaire and any building element above it.

5.0 Product Specifications

Cat #	TPDL2K3	TPDL2K4
Voltage Rating	240 V a.c., 50 Hz	
IP Rating	IP44 (from front only)	
Total Power Consumption	8 W	
Beam Angle	90 degrees	
CRI	> 80	
Colour Temperature	3000 K	4000 K
Lumens	950 lm	980 lm
LED Lamp Life (L70)	50,000 hrs	
Operating Temperature	-10 °C to +45 °C	
Operating Humidity	+10% to +95% RH, non-condensing	
Storage Temperature	0 °C to +60 °C	
Storage Humidity	+10% to +95% RH, non-condensing	
Weight (grams)	0.25 kg	

Cut-out: Ø 90 mm



Dimming

This product has been designed to achieve deep dimming performance which allows very low levels of light output to provide the perfect atmosphere for all occasions. This product is compatible with Clipsal LED dimming technology.

For latest dimming compatibility information, please refer to Clipsal.com/load

6.0 Warranty

Schneider Electric (Australia) Pty Ltd, (Clipsal by Schneider Electric), warrants this product to be free from defects in materials and workmanship for a period of three years from the date of installation. The benefits conferred herein are in addition to any other rights and remedies you may have at law in respect to this product. Australian and New Zealand customers please see the notes below.

Australia: Australian Consumer Law specifies that our goods come with guarantees that cannot be excluded. You are entitled to a replacement or refund for a major failure and compensation for any other reasonably foreseeable loss or damage. You are also entitled to have the goods repaired or replaced if the goods fail to be of acceptable quality and the failure does not amount to a major failure.

New Zealand: This guarantee is in addition to and does not affect your rights under applicable law, except where that law expressly provides otherwise. The Consumer Guarantee Act 1993 (NZ) will not apply if this product is purchased for the purpose of business.

This warranty is expressly subject to the Schneider Electric product being installed, wired, tested, operated and used in accordance with our instructions and specifications. Any alterations or modifications made to the product without our permission will void the warranty. Schneider Electric will at its option repair, replace or refund any defective product. The cost of replacement or repair of a defective product is limited to the price of the product only. Schneider Electric will not be responsible for the cost of retrieving, removing, reinstalling, transporting (including return of the defective product to us) or re-testing a product.

How to make a claim: You shall provide Schneider Electric with adequate particulars of the defect within 28 days of the fault occurring. Contact your local Schneider Electric, PDL or Clipsal products' supplier and provide the details of the date of purchase, description of load or connections and the circumstances of the failure. Returned products must be securely packed and labelled for proper processing.

Australia Schneider Electric (Australia) Pty Ltd

Customer Care Australia:
1300 369 233
Email: customercare.au@schneider-electric.com
www.schneider-electric.com.au

New Zealand Schneider Electric (NZ) Ltd

38 Business Parade South, Highbrook, East Tamaki,
Manukau 2013
P.O. Box 259370 Botany, Manukau 2163
Telephone +64 9-829 0490, Fax +64 9-829 0491
After hours service hotline:
0800 735 4357 (New Zealand only)
Customer Care: 0800 652 999
Email: sales@nz.schneider-electric.com
www.schneider-electric.com

CLIPSAL™

by Schneider Electric

Technical and Sales Support

For assistance and technical problems, contact your nearest Schneider Electric Sales representative.

Schneider Electric reserves the right to change specifications, modify designs and discontinue items without incurring obligation and whilst every effort is made to ensure that descriptions, specifications and other information in this catalogue are correct, no warranty is given in respect thereof and the company shall not be liable for any error therein.

© Schneider Electric 2017

This material is copyright under Australian and international laws. Except as permitted under the relevant law, no part of this work may be reproduced by any process without the prior written permission of and acknowledgment of Schneider Electric

